

# 2019



## E. SASSONE

Made in Italy since 1953



FRIZIONI  
CLUTCHES  
EMBRAYAGES  
KUPPLUNGEN

AMBREIAJE  
KOPPELINGEN  
EMBRAGUES  
SPOJKY

ДЕБРИЙАЈ  
СЦЕПЛЕНИЯ  
SPRZĘGŁA  
КҮТКІН





# E. SASSONE

Via Castellero 12, 14013 Monale - Italy  
tel. +39 0141 669691 - [info@esassone.com](mailto:info@esassone.com)




Complete clutch kits, pressure plates, clutch discs, hydraulic bearings, torsion dampers, brake discs, release bearings

Leader in the clutch business, **E. SASSONE** owes its success to a worldwide distribution strategy and being customer focused.






To meet its customers' requirements,  
**E. SASSONE:**



- Innovates in new products with enhanced functions.
- Adapts its products to the new automobile technologies.
- Takes the environment into account when designing and manufacturing products.


Uses quality tools and design and qualification methods resulting from the continual improvement processes in the automobile and agricultural industries.



Do you want to develop an idea, solve a problem?

**E. SASSONE** is ready to innovate, design, develop to make your project successful.

**E. SASSONE** also offers an international presence to its customers in terms of both logistics and technical support.





www.esassone.com

E.SASSONE®



Made in Italy since 1953

- Automobili
- Autobus e Camion
- Trattori
- Home
- News
- Chi siamo
- Download catalogues
- Certificati
- Official Distributors
- Contatti
- Fuori catalogo
- Offerta speciale!
- Museo

- Q E. SASSONE n°
- Q Cross reference



### Frizione 2780

Codice	2780
Descrizione	(B11) - Clutch disc with 4 springs damper D=123 mm
Type	B11-P
Dimensioni	200x137x3,2
Splines	18,3x20,7x ev
Z	24



Frizione 2780 Applicazioni



A very high quality and competitive range.  
A culture of innovation, technical support, planning development programs and a high-performance marketing media complete **E. SASSONE** 's strategy.

World clutches market leader, **E. SASSONE** is a top light supplier of automobile manufacturers and has developed a specific range for special application for racing and earthmovers machinery.

A team dedicated to the global market ensuring customer support and distribution of all **E. SASSONE** clutches necessary for the maintenance of all types of machinery.





The **E. SASSONE** Quality, Health, Safety and Environment strategy is based on respect for man and his environment, to meet its customers' expectations.

This improves **E. SASSONE** 's overall performance and aims to achieve zero error, zero quality incidents, zero accidents and to minimize the environmental impacts of our various activities, products and services, from the design phase onwards.

**E. SASSONE** adheres to current regulations, guarantees categorical compliance with standard examinations and the compliance of its instruments to the regulatory requirements for instruments, meets customer's requirements and all other standard requirements.

To do this, **E. SASSONE** develops and implements a specific action plan with continuous improvement objectives.



# SALES DOCUMENT

## WEB SITE

Online catalogue available on: [www.esassone.com](http://www.esassone.com)

## BROCHURES

Current range:

Clutch catalogue for Truck & Bus

Clutch catalogue for Agricultural machineries

Clutch catalogue for Passenger cars and L.C.V.

## SPECIAL PROGRAM:

Clutch driven plates for racing application

## LEGENDA

+ : releaser fitted on cover assembly

---

All rights are reserved.












No parts of this catalogue may be reproduced or transmitted in any form or by any means, electronic, mechanical, photocopying, recording or otherwise, without previous written authorization.












The information in this catalogue are subject to alteration.

---












Thanks to Wikipedia for the information















  Description	 Engine	 Gearbox - Chassis	 Year	 Code kit	 Code	 Code	 Code	 Z	 Pads
<b>ACME</b>									
<b>TRACTORS</b>									
AL 480 65 - 70 - 75							0155	155 R	6
FE 80 - 82 - 88							0155	155 R	6
Motocoltivatore - Walking Tractor							4033	140 R	10
<b>ADRIATICA MACCHINE</b>									
<b>TRACTORS</b>									
845 Trattorino							3606	216 R	20
Majormac Motoagricola							1325	184 R	20
Master Minimec Trattorino							0050	140 R	20
Mastermec L2 - A2 - S2 - L30					8019	1325		184 R	20
Supermec	R 18 HP						1324	155 R	20
Supermec	14 HP						0050	140 R	20
<b>AEBI</b>									
<b>AM</b>									
30							3970	160 R	10
70								140	6
80							3970	160 R	10
<b>TERRA TRAC</b>									
33								180	15
70 S	41 kW		P.T.O.					250	18
77						3657	7753	225 R	20
95	61 kW		P.T.O.					250	18
<b>TP</b>									
20		Chass. -> 6999					4512	181 R	10
20		Chass. 7000 ->					4681	180 R	15
25 - 35 - 45 S - 50					8705	4564		225 R	15
1000						3970		160 R	10
<b>TT</b>									
33							4681	180 R	15
<b>A.E.C.</b>									
<b>DUMPTRUCK</b>									
Dump Truck 690	BDK6 RAB		65 ->				1288	400 R	10
<b>AECHERLI</b>									
<b>AECHERLI</b>									
MA 60							3970	160 R	10
<b>AGRIA</b>									
<b>AGRIA</b>									
1900 - 2700 - 3800 - 4700 - 4800 - 4900			-> 71		8701	4449		180 R	14
<b>AGRIFULL-TOSELLI</b>									
<b>DERBY</b>									
60 - 80			Main Disc	76 ->			4226	280 D	14
60 - 80			P.T.O.	76 ->			1069	280 R	10
60 - 80			Main Disc	76 ->			4226	280 D	14
60 - 80			P.T.O.	76 ->			4095	280 R	10
60 - 80			Optional - Main Disc	76 ->			4070	280 D	14
602			Main Disc	76 ->			4226	280 D	14
602			P.T.O.				1069	280 R	10
<b>GRISO</b>									
70 - 75			Main Disc	76 ->			4226	280 D	14
70 - 75			P.T.O.	76 ->			1069	280 R	10
70 - 75			Main Disc	76 ->			4226	280 D	14
70 - 75			P.T.O.	76 ->			4095	280 R	10
70 - 75			Optional - Main Disc	76 ->			4070	280 D	14

  Description	 Engine	 Gearbox - Chassis	 Year	 Code kit	 Code	 Code	 Code	 Z	 Pads
<b>JOLLY</b>									
45 - 345			Main Disc	75 ->			4049	225 R	18
45 - 345			P.T.O.	75 ->			3736	225 R	13
50			Main Disc	76 ->			4226	280 D	14
50			P.T.O.	76 ->			4095	280 R	10
50			Optional - Main Disc	76 ->			4070	280 D	14 5+5
<b>PONY</b>									
253	22 kW		Main Disc	76 ->			4049	225 R	18
253	22 kW		P.T.O.	76 ->			3736	225 R	13
<b>RODEO</b>									
90 - 95			Main Disc	76 ->			4226	280 D	14
90 - 95			P.T.O.	76 ->			4095	280 R	10
90 - 95			Optional - Main Disc	76 ->			4070	280 D	14 5+5
<b>SPRINT</b>									
345	33 kW		Main Disc	75 ->			4049	225 R	18
345	33 kW		P.T.O.	75 ->			3736	225 R	13
<b>TORNADO</b>									
80			Main Disc	76 ->			4226	280 D	14
80			P.T.O.	76 ->			1069	280 R	10
80			Main Disc	76 ->			4226	280 D	14
80			P.T.O.	76 ->			4095	280 R	10
80			Optional - Main Disc	76 ->			4070	280 D	14 5+5
<b>TOSELLI</b>									
60 - 70 - 85			Main Disc	76 ->			4226	280 D	14
60 - 70 - 85			P.T.O.	76 ->			1069	280 R	10
60 - 70 - 85			Main Disc	76 ->			4226	280 D	14
60 - 70 - 85			P.T.O.	76 ->			4095	280 R	10
60 - 70 - 85			Optional - Main Disc	76 ->			4070	280 D	14 5+5
<b>VIGNETO</b>									
235 - 345	22 - 33 kW		Main Disc	75 ->			4049	225 R	18
235 - 345	22 - 33 kW		P.T.O.	75 ->			3736	225 R	13
235 - 345	22 - 33 kW		Main Disc	75 ->			4049	225 R	18
235 - 345	22 - 33 kW		P.T.O.	75 ->			3736	225 R	13
<b>55-46</b>									
55-46			Main Disc	85 ->			4226	280 D	14
55-46			P.T.O.	85 ->			4095	280 R	10
<b>55-66</b>									
55-66			Main Disc	85 ->			4226	280 D	14
55-66			P.T.O.	85 ->			4095	280 R	10
<b>65-46</b>									
65-46			Main Disc	85 ->			4226	280 D	14
65-46			P.T.O.	85 ->			4095	280 R	10
<b>60 II / F</b>									
60 II / F			Main Disc				4226	280 D	14
60 II / F			P.T.O.				4095	280 R	10
<b>70 II / F</b>									
70 II / F			Main Disc				4226	280 D	14
70 II / F			P.T.O.				4095	280 R	10
<b>80 II / F</b>									
80 II / F			Main Disc				4226	280 D	14
80 II / F			P.T.O.				4095	280 R	10















  Description	 Engine	 Gearbox - Chassis	 Year	 Code kit	 Code	 Code	 Code	 Z	 Pads
<b>8000ER Serie</b>									
8045 - 8050 - 8055 - 8060			Main Disc			4226		280 D	14
8045 - 8050 - 8055 - 8060			P.T.O.			4095		280 R	10
8065			Main Disc			4054		280 R	14
8065			P.T.O.			4095		280 R	10
8075			Main Disc			3882		280 R	14
8075			P.T.O.			4095		280 R	10
8085 - 8095 - 8105			Main Disc			4118		310 R	16
8085 - 8095 - 8105			P.T.O.			4192		310 R	10
8085 - 8095 - 8105			Optional - Main Disc			4213		310 D	16
<b>BRAKE DISC - DISCO FRENO</b>									
Derby 60 - 80			Brake Disc	76 ->		3028		130 B	20
Griso 70 - 75			Brake Disc	76 ->		3028		130 B	20
Jolly 50			Brake Disc	76 ->		3028		130 B	20
Rodeo 90 - 95			Brake Disc	76 ->		3029		178 B	20
Sprint 350			Brake Disc	76 ->		3028		130 B	20
Tornado 80			Brake Disc	76 ->		3029		178 B	20
Vigneto 235 - 345	22 - 33 kW		Brake Disc	75 ->		3028		130 B	20
<b>AKTIV FISCHER</b>									
<b>S 830</b>									
S 830						4624		200 R	10
<b>SNOW-TRAC / TRACMASTER</b>									
SNOW-TRAC / TRACMASTER						0496		200 D	24
<b>ALBION</b>									
<b>CONCRETE MIX</b>									
RE 229 T - AV505 - eng. D245		Betoniera		69 -> 72		3020		380 D	10
<b>ALLIS CHALMERS</b>									
<b>A</b>									
AC	4 Cyl.			60 -> 73		0762		250 R	10
AC 35/40/45/50/55	4 Cyl.			60 -> 73		0997		279 R	10
<b>B</b>									
B Tractor	Perkins P3 Diesel			65		0854		228 R	10
BM 50						3043		250 R	10
BM 500						1004		250 R	10
<b>C</b>									
C 35/40/45/50/55	4 Cyl.			60 -> 73		0997		279 R	10
CP 20/25/30	4 Cyl.			60 -> 73		0762		250 R	10
<b>D</b>									
D 175	4 Cyl.			60 -> 73		0997		279 R	10
D 175 - FDX 30 / 40 / 50	4 Cyl.					0997		279 R	10
D 270				56 -> 59		0854		228 R	10
D 272				59 -> 62		0854		228 R	10
<b>E</b>									
ED 40 Tractor				61 -> 62		1330		250 R	10
ETP 20/24	4 Cyl.			60 -> 73		0762		250 R	10



 										
Description	Engine	Gearbox - Chassis		Year	Code kit	Code	Code	Code	Z	Pads
<b>F</b>										
F 30/24 - 40/24 - 50/24	4 Cyl.			60 -> 73			0997		279 R	10
F 70/24 - 80/24 - 100/24				60 -> 68			0798		302 R	10
FB 4				-> 62			3043		250 R	10
FB 4							3670		228 R	8
FC 133	4 Cyl.			60 -> 73			0762		250 R	10
FD 3							0963		228 R	10
FD 3							3669		200 R	8
FD 5							3974		280 R	10
FDPX 40/50	4 Cyl.			60 -> 73			0997		279 R	10
FP 20/24	4 Cyl.			60 -> 73			0762		250 R	10
FP 60/24 - 70/24 - 80/24				60 -> 68			0798		302 R	10
FS 60/24 - 70/24 - 80/24				60 -> 68			0798		302 R	10
FT 20/24 - 25	4 Cyl.			60 -> 73			0762		250 R	10
FT 30/24	4 Cyl.			60 -> 73			0997		279 R	10
FT 30/24	4 Cyl.			60 -> 73			0762		250 R	10
FT 40/18 - 40/24	4 Cyl.			60 -> 73			0997		279 R	10
FT 50/24	4 Cyl.			60 -> 73			0997		279 R	10
FT 50/24				60 -> 68			0798		302 R	10
FT 60/24 - 70/24 - 80/24				60 -> 68			0798		302 R	10
FTB 30/15 - 30/24	4 Cyl.			60 -> 73			0762		250 R	10
FTB 50/24	4 Cyl.			60 -> 73			0997		279 R	10
FTP 30/24	4 Cyl.			60 -> 73			0997		279 R	10
FTP 60/24				60 -> 68			0798		302 R	10
FTS 60/24				60 -> 68			0798		302 R	10
<b>G</b>										
G - G							2231		310 R	10
G - G							3975		280 R	10
G 153	4 Cyl.			60 -> 73			0997		279 R	10
<b>H</b>										
H D5 - H D6			Main Disc	67 ->			4036		350 R	10
H D5 - H D6 - H D7			Main Disc	-> 67			0866		350 R	10
H D9 - H D10 - H D11			Main Disc				0865		380 R	10
<b>I</b>										
IU Tractor			Main Disc				0832		300 R	10
<b>P</b>										
P 40/50	4 Cyl.			60 -> 73			0997		279 R	10
<b>S</b>										
S - SO			Main Disc				0865		380 R	10
<b>T</b>										
TW			Main Disc				0865		380 R	10
<b>U</b>										
U - UC							0832		300 R	10
U 42 Special Petrol							0832		300 R	10
UM Tractor - Grader							0832		300 R	10
<b>SEVERAL TYPES</b>										
Gleaner Self A <sup>n</sup> Propelled		Combine Harvester		63			0998		279 R	10
Shovel	D250 Diesel 3 Cyl.						3013		380 R	10
United Tractor							0832		300 R	10
<b>ALLISON ITALIANA</b>										
<b>FORKLIFT</b>										
Forklift Truck - Carrello elevatore				60			0998		279 R	10
<b>ANSALDO-FOSSATI</b>										
<b>TRACTOR</b>										
AF 6	50 HP						0799		380 R	10
FB 4 R			Main Disc				0856		280 R	10



  Description	 Engine	 Gearbox - Chassis	 Year	 Code kit	 Code	 Code	 Code	 Z	 Pads
<b>ANTONELLI</b>									
<b>TRANSPORTER</b>									
Transporter Agri	18 HP			Y702	8701	0053	7707	184 D	20
Transporter Agrella				Y712	8702	0629	7707	215 D	20
<b>ARBOS BUBBA</b>									
<b>COMBINE HARVESTER</b>									
125 Pantera - Lince - Giaguaro						3395		280 R	10
125 Pantera - Lince - Giaguaro		Mietitrebbia				3640		280 R	10
165 Tigre		Mietitrebbia				3640		280 R	10
165 Tigre		Mietitrebbia				3395		280 R	10
1000 Mayor	VM					0803		250 R	10
1000 Mayor	VM					3395		280 R	10
1000 Super		Mietitrebbia				0803		250 R	10
MT 780 Rekord		Chass. -> 28893				0828		225 R	10
Rekord - Super Rekord 1220 -120		Mietitrebbia				3395		280 R	10
Rekord - Super Rekord 1220 -120		Mietitrebbia				3640		280 R	10
<b>BRAKE DISC - DISCO FRENO</b>									
Tutti i modelli - All models			Brake Disc			3580		178 B	49
<b>ARCHIBALD LOWE</b>									
<b>COLES CRANE</b>									
Coles Crane		Gru	7 Ton.	71 ->		0638		352 R	10
<b>ARONA</b>									
<b>COUPLING</b>									
Giunto Navale			Torsion Dumper			1443		187 C	26
Giunto Navale			Torsion Dumper			1444		187 C	10
<b>ASTRA</b>									
<b>CONCRETE MIXER</b>									
BE 8440 F	Fiat 8210					1951		420 D	10
Betoniera						1606		380 D	10
Betoniera						1366		380 D	10
Betoniera						0887		350 R	10
Betoniera 20 257						1366		380 D	10
Betoniera BM 2-4x4 BM 2-6x4						1058		352 R	10
BM 12						1058		352 R	10
BM 12-4x4 Reversibile e cabinato		Dumper				1058		352 R	10
BM 19 - BM 20 - BM 21 1° Serie						3467		380 R	10
BM 19 - BM 20 - BM 21 1° Serie						1366		380 D	10
BM 21 F 6x4	Fiat 8210					1951		420 D	10
BM 2S (1°Serie)						4039		350 R	10
BM 2S (2°Serie)						1326		350 R	10
BM 304 F/FP/M/MP						2449		420 D	10
BM 304 F/M/C/P/F						1925		420 D	10
<b>ATA - ATTIM</b>									
<b>TRACTOR</b>									
2500 B		Trattore - Tractor				1329		182 D	20
8500 T		Trattore - Tractor				0734		302 D	10
8500 S	2° Serie	Trattore - Tractor				1159		279 D	10
Leprotto AD 1 - A 1 - A 20 - GT 25		Trattore - Tractor				0200		184 D	10
TIS 18 - TIS 25			1° Serie			1327		216 D	10
TIS 18 - TIS 25	1° Serie	Trattore - Tractor				0402		216 D	10
TIS 18 - TIS 25			2° Serie			1327		216 D	10
TIS 50	1° Serie	Trattore - Tractor				1254		250 D	10
TIS 50	2° Serie	Trattore - Tractor				1159		279 D	10
TIS 70 - TIS 5500						1254		250 D	10

											
Description		Engine	Gearbox - Chassis		Year	Code kit	Code	Code	Code	Z	Pads

**ATM****TRAKTOR**

Traktor								<b>9216</b>		430 D	10
Traktor Valtra	Valtra					<b>Y910</b>	<b>8999</b>	<b>6207</b>	<b>7999</b>	430 D	10
Kirvoets K 3000 ATM	Minsk							<b>4361</b>		350 D	22

**AVELING - BARFORD****TRACTOR**

AB 690 Dump Truck	AV690/691				70 ->			<b>2570</b>		406 D	10
LG 1 Grader	Ford S 90				62			<b>1058</b>		352 R	10
LG Grader	DORMAN 3 LB				60 -> 62			<b>1058</b>		352 R	10
MG 1170 - MG 1175		Without Torque Converter						<b>1168</b>		406 D	10
SR Dumptruck					65 -> 68			<b>1168</b>		406 D	10
SW 2		Gearbox end disc - Rear			73			<b>3021</b>		380 D	10
SW 2					73			<b>3022</b>		380 D	10

**AZZOLINI****FORKLIFT**

A 520 - 525 - 530 - 615								<b>0947</b>		250 D	10
R 1/E 10						<b>Y707</b>	<b>8701</b>	<b>1150</b>	<b>7707</b>	184 R	10
R 1/E 15 - AC 10						<b>Y711</b>	<b>8702</b>	<b>0402</b>	<b>7707</b>	216 D	10

**BALDONI****LOCOMOTOR**

Locomotore				Main Disc				<b>3787</b>		340 R	8
Locomotore				P.T.O.				<b>3788</b>		340 R	8

**BAMFORD****EXCAVATOR**

Loadall 65	Fordson							<b>0805</b>		325 R	10
Loadall 65	Fordson							<b>1456</b>		325 R	10

**BARALDI****TRACTOR**

B4		Motocoltivatore						<b>0812</b>		184 R	10
B4		Motocoltivatore						<b>0200</b>		184 D	10
Ercolino 2RI 114		Trattorino						<b>0200</b>		184 D	10
Ercolino Nafta		Trattorino					<b>8700</b>	<b>0812</b>		184 R	10
F B5 - FB4 Benzina		Motocoltivatore						<b>0155</b>		155 R	6
FB 20R		Trattore - Tractor						<b>0200</b>		184 D	10
FB 2502		Trattorino						<b>0812</b>		184 R	10
FB 550/3							<b>8702</b>	<b>0402</b>		216 D	10
Super Puglia F B5		Motocoltivatore						<b>0200</b>		184 D	10
Super Vantana		Motoagricola						<b>0200</b>		184 D	10

**BARBIERI****TRACTOR**

FB Serie 1800						<b>Y706</b>	<b>8701</b>	<b>0857</b>	<b>7707</b>	184 R	10
FB Serie 210								<b>3019</b>		110 R	8
FB Serie 3500				2 - 4 RM		<b>Y708</b>	<b>8701</b>	<b>3607</b>	<b>7707</b>	181 R	13
FB Serie 3500			4 RM					<b>3612</b>	<b>7707</b>	216 R	13
Furia						<b>Y708</b>	<b>8701</b>	<b>3607</b>	<b>7707</b>	181 R	13
Furia						<b>Y716</b>	<b>8704</b>	<b>3612</b>	<b>7707</b>	216 R	13
Panther - Delfino						<b>Y706</b>	<b>8701</b>	<b>0857</b>	<b>7707</b>	184 R	10
Pioneer - Leopard		Motocoltivatore						<b>1224</b>		160 R	10
Pioneer - Leopard								<b>4459</b>		160 R	10
Trattorino								<b>4459</b>		160 R	10
Zebra								<b>3019</b>		110 R	8

Description	Engine	Gearbox - Chassis		Year	Code kit	Code	Code	Code	Z	Pads
<b>BARBER - GREENE</b>										
<b>AGRICULTURAL</b>										
SA - SB 60			P.T.O.	52 -> 73			<b>0957</b>		250 R	10
SB 500 - TA 30 - TA 50		Wheeled					<b>0997</b>		279 R	10
<b>BARFORD AGRICULTURAL</b>										
<b>DUMPER</b>										
15 Dumper - 75 Dumper - 150 4WD Dumper							<b>0870</b>		200 R	10
Bison Dumper	Peters PH2						<b>0989</b>		228 R	10
Pressa			P.T.O.				<b>0957</b>		250 R	10
<b>BAUTZ</b>										
<b>AL Serie</b>										
122 - 180							<b>0863</b>		180 R	10
240							<b>0822</b>		200 R	10
<b>AS Serie</b>										
120 - 122							<b>0863</b>		180 R	10
170 - 171 - 220							<b>0822</b>		200 R	10
240							<b>0828</b>		225 R	10
<b>AW Serie</b>										
120 - 180							<b>0863</b>		180 R	10
240							<b>0822</b>		200 R	10
200							<b>0863</b>		180 R	10
300							<b>0863</b>		180 R	10
<b>BCS</b>										
<b>SYSTEM</b>										
40 AR - 40 RS	26 - 35 kW		Torsion Dumper	00 ->			<b>5192</b>		225 C	10
50 LAR - 50 LRS	26 - 35 kW		Torsion Dumper	00 ->			<b>5192</b>		225 C	10
<b>VALIANT</b>										
400 AR - 400 RS	26 - 35 kW		Torsion Dumper	00 ->			<b>5192</b>		225 C	10
500 LAR - 500 LRS	26 - 35 kW		Torsion Dumper	00 ->			<b>5192</b>		225 C	10
<b>VANGUARD</b>										
550 AR - 550 RS	VM - 37 kW		Torsion Dumper	00 ->					225 C	16
750 AR - 750 RS	51 - 55 kW		Torsion Dumper	00 ->			<b>4365</b>		225 C	16
800 AR - 800 RS	51 - 55 kW		Torsion Dumper	00 ->			<b>4365</b>		225 C	16
<b>VICTOR</b>										
300 AR - 300 RS	19 - 26 kW								182	20
400 AR - 400 RS	19 - 26 kW								182	20
<b>VIVID</b>										
300 - 400	19 - 25 kW		Main Disc						225	16
300 - 400	19 - 25 kW		P.T.O.						225	9
<b>BEDOGNI</b>										
<b>TRACTOR</b>										
Colibri		Motocoltivatore					<b>3019</b>		110 R	8
GEO 4RM		Trattore - Tractor					<b>1150</b>		184 R	10
OLYMPIA		Motofalciatrice					<b>1463</b>		178 R	10














At the end of World War II, agricultural infrastructure in the Soviet Union (USSR) was in a poor state, production of agricultural machinery having been not existent during the later years of the War. Those tractors and machinery still working on the Large Collective Farms were tired from heavy use and also dated, most having been produced in the early 1930s or earlier. At best these tractors were unreliable and were poorly maintained. The Communist state ordered new tractors to be made at several locations within the USSR, the main assembly plant for MTZ being in Minsk, **Belarus**, with smaller tractors being produced in other locations, while other factories produced high-horsepower articulated and tracked tractors. All these tractors were exported under the name "Belarus" but were of a different design to each other.













  Description	 Engine	 Gearbox - Chassis	 Year	 Code kit	 Code	 Code	 Code	 Z	 Pads
<b>BELARUS</b>									
<b>TRACTOR</b>									
50-52						<b>1126</b>		328 R	12
50-52						<b>4326</b>		325 D	12 <b>6+6</b>
50-52						<b>1339</b>		328 D	12
MTZ 50 - 52 - 65 - 70 - 80 - 82						<b>3614</b>		302 R	12
UMZ		6M				<b>3915</b>		316 R	10
Tractor					Main Disc	<b>4097</b>		340 D	12
Tractor					Main Disc	<b>4327</b>		340 D	12 <b>6+6</b>
<b>BRAKE DISC - DISCO FRENO</b>									
MTZ 50 - 52 - 65 - 70 - 80 - 82					Brake Disc	<b>3613</b>		178 B	16
Tractor					Brake Disc	<b>3581</b>		190 B	16
Tractor					Brake Disc	<b>4325</b>		200 B	16
<b>BENASSI</b>									
<b>CULTIVATOR</b>									
Motozappatrice RL 95						<b>3019</b>		110 R	8
<b>BENATI</b>									
<b>EXCAVATOR</b>									
BEN Super 50 - 55/1	Perkins 3.152		67 ->			<b>8331</b>	<b>3640</b>	280 R	10
BEN - FRA							<b>4069</b>	302 R	10
PALA BEN							<b>4068</b>	310 R	10 <b>9+9</b>
PALA BEN Super 50						<b>8331</b>	<b>2051</b>	280 R	10 <b>6+6</b>
<b>BENEVELLI</b>									
<b>TRACTOR</b>									
Cambio						<b>1064</b>		155 R	10
CB 360						<b>1330</b>		250 R	10
CB 25 - CB 25/30						<b>0812</b>		184 R	10
CB 40 - CB 40/35						<b>1089</b>		216 R	10
<b>BENFORD</b>									
<b>DUMPER</b>									
3 Ton. Byron			75 ->			<b>1176</b>		250 R	10
3 Ton. Euro Dumper						<b>0402</b>		216 D	10
DB - DC 15 cwt.			70 ->			<b>0870</b>		200 R	10
OA - OE - OB - OF - OY 30 cwt.			70 ->			<b>0870</b>		200 R	10
OG - OM 35 cwt.			70 ->			<b>0870</b>		200 R	10
OH 20 cwt. - OL 27 cwt.			70 ->			<b>0870</b>		200 R	10
S - ST 22,5 cwt. - SB - SM 23 cwt.			70 ->			<b>0870</b>		200 R	10
TA - TT 2 40 cwt.			70 ->			<b>0870</b>		200 R	10
TS 15 - TS 25	Petters & Lister					<b>0870</b>		200 R	10
TS 40 4WD	Petters & Lister					<b>0989</b>		228 R	10
TT 2 - 2P	Petters		74 ->			<b>0989</b>		228 R	10
TT 3 1/2 F	Ford		70 ->			<b>1175</b>		279 R	10
TT 3" 1/2 Dumper Lister			70 ->			<b>0789</b>		302 R	10
TT 3000 4WD						<b>0803</b>		250 R	10
TT 3000 4WD						<b>3442</b>		280 R	10 <b>12+12</b>
<b>FORKLIFT</b>									
MA 2000	Lister ST3					<b>0989</b>		228 R	10






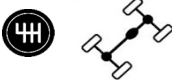









  Description	 Engine	 Gearbox - Chassis	 Year	 Code kit	 Code	 Code	 Code	 Z	 Pads
<b>BERTOLINI</b>									
<b>TRACTOR</b>									
124 - 125 - 126		Motocoltivatore				<b>3904</b>		178 R	10
300 Serie		Motocoltivatore				<b>3656</b>		80 R	12
305 - 307		Motocoltivatore				<b>3019</b>		110 R	8
310 - 310S - 310 T		Motocoltivatore			<b>8006</b>	<b>3609</b>		160 R	13
310 - 310S - 310 T		Trattorino			<b>8006</b>	<b>3611</b>		160 R	20
315		Motocoltivatore				<b>0050</b>		140 R	20
320		Motocoltivatore				<b>3610</b>		181 R	13
324		Cultivator				<b>3609</b>		160 R	13
330		Trattorino		<b>Y709</b>	<b>8701</b>	<b>3610</b>	<b>7707</b>	181 R	13
345		Motocoltivatore				<b>0050</b>		140 R	20
421 - 424 - 428 - 431 - 432						<b>0977</b>		181 R	20
440						<b>1141</b>		144 R	10
450	Diesel 3 Cyl.					<b>0977</b>		181 R	20
510		Trattorino				<b>3609</b>		160 R	13
510		Trattorino				<b>3611</b>		160 R	20
530		Trattorino				<b>3612</b>		216 R	13
<b>B</b>									
B 310 - 430 - BRF 58						<b>1141</b>		144 R	10
BM 10 - 310 - 324		Motocoltivatore - Motocultivator	1° Serie			<b>1028</b>		155 R	10
BM 12		Motocoltivatore		<b>Y705</b>	<b>8701</b>	<b>0812</b>	<b>7707</b>	184 R	10
<b>T</b>									
T/412		Trattore - Tractor				<b>0812</b>		184 R	10
<b>BERZOINI</b>									
<b>FORKLIFT</b>									
BVS 15	1° Serie	Forklift Truck				<b>8343</b>	<b>0948</b>	250 R	10
BVS 15	2° Serie	Forklift Truck				<b>8331</b>	<b>1331</b>	280 R	10
BWS 10		Forklift Truck		<b>Y715</b>	<b>8702</b>	<b>0925</b>	<b>7707</b>	216 R	10
BWS 20	1° Serie	Forklift Truck				<b>0948</b>		250 R	10
BWS 20 - 25 - 35 - 40	2° Serie	Forklift Truck				<b>1331</b>		280 R	10
<b>BKS ( YALE )</b>									
<b>VDP</b>									
30 - 40						<b>0774</b>		250 R	10
40						<b>0773</b>		280 R	10
<b>BLAW - KNOX</b>									
<b>AGRICULTURAL</b>									
BK - FIHY Excavator			58			<b>1058</b>		352 R	10
LC Grader	Dorman 3LB					<b>1058</b>		352 R	10
LG 123			60 -> 62			<b>1058</b>		352 R	10
Motomixer 1.5 M3			60 ->			<b>0998</b>		279 R	10
Motomixer 2cv			57			<b>0249</b>		232 D	10
PF 20 Paver Finisher	Perkins 3.152 D.		68			<b>0798</b>		302 R	10
PM 42 Sweeper			71 ->			<b>0085</b>		160 R	10
<b>BMC SANAYI VE TICARET</b>									
<b>TRACTOR</b>									
1800 Tractor			52 -> 87			<b>0989</b>		228 R	10
<b>BMW</b>									
<b>CULTIVATOR</b>									
Motozappa						<b>3019</b>		110 R	8
<b>BODINI</b>									
<b>AGRICULTURAL</b>									
Falcia Carica Foraggi 200						<b>0880</b>		187 R	6
Motoagricola "Grillo"						<b>0155</b>		155 R	6















  Description	 Engine	 Gearbox - Chassis	 Year	 Code kit	 Code	 Code	 Code	 Z	 Pads
<b>BONSER</b>									
<b>FORKLIFT</b>									
26 L3 - 26 L49							<b>3015</b>	350 R	10 <b>4+4</b>
4 T - 90 D - 100 D		Carrelli Elevatori					<b>4110</b>	250 R	10
LS 2500 K		Forklift Truck	65				<b>3015</b>	350 R	10 <b>4+4</b>
LS 55		Forklift Truck					<b>4110</b>	250 R	10
<b>BRAUD &amp; FAUCHEUX</b>									
<b>TRACTOR</b>									
Manitou 25/25			76 ->				<b>3594</b>	280 D	10
<b>BRAY</b>									
<b>BL RANGE</b>									
BL Range Loader DL 400	Fordson						<b>1060</b>	325 R	10
<b>BRAY FOUR RANGE</b>									
10/60 Tractor BMC							<b>0850</b>	279 R	10
Bray Four 4/65 Tractor	2.8 - 3.8 Diesel		67 ->				<b>1456</b>	325 R	10 <b>10+10</b>
Nuffield 10/42 & 10/60 Tractor				P.T.O.	64 ->		<b>0859</b>	280 R	10
Nuffield 10/42 & 10/60 Tractor				Main Disc	64 ->		<b>1011</b>	280 R	10
<b>BREMACH</b>									
<b>AGRICULTURAL</b>									
Transporter - Motocarro				<b>Y711</b>	<b>8702</b>	<b>0402</b>	<b>7707</b>	216 D	10
Transporter GR 35							<b>0532</b>	241 D	10
<b>BRISTOL AGRICULTURAL</b>									
<b>TRACTOR</b>									
Crawler Tractor	Perkins P3/144		65 ->				<b>0910</b>	250 D	10
Crawler Tractor Taurus MK I e II			65 ->				<b>0997</b>	279 R	10
Crawler Tractor 22			54 -> 60				<b>0249</b>	232 D	10
Tracklayer	Perkins P3/144		64				<b>0801</b>	280 R	10
<b>BRISTOW</b>									
<b>AGRICULTURAL</b>									
Industrial	Lister		67 ->				<b>0870</b>	200 R	10
<b>BRITISH CRANE &amp; EXCAVATOR</b>									
<b>EXCAVATOR</b>									
Challenger			64				<b>0805</b>	325 R	10
Coles Speedcrane Mk. IV			70 ->				<b>1456</b>	325 R	10 <b>10+10</b>
Neal Unit Mobile Machines Nu 1621S - 1720S			65 ->				<b>0475</b>	352 D	10
Victor			64				<b>0805</b>	325 R	10
<b>BRITISH CRANE &amp; HOIST</b>									
<b>CRANE</b>									
Iron Fairy Crane - Gru			70 ->				<b>0805</b>	325 R	10
Lewin Mechanical		Orderly					<b>1179</b>	232 D	10
Lewin Mechanical		Road Sweeper	57 -> 60				<b>0249</b>	232 D	10
<b>BRITISH JEFFREY DIAMOND</b>									
<b>GRADER</b>									
Wake Field 603 - Road Grader	Perkins 4.270		64 ->				<b>1109</b>	302 R	10
Wake Field 613 - Road Grader	Perkins 4.236-GS100		68 ->				<b>1109</b>	302 R	10
<b>BUBBA ARTEMIO</b>									
<b>AGRICULTURAL</b>									
Falcia caricatrice erba semovente							<b>0209</b>	216 R	10
Mietitrebbia		Combine Harvester					<b>0308</b>	250 R	10
<b>BUBBA</b>									
<b>TRACTOR</b>									
Farm Tractor	Perkins P4		58				<b>0798</b>	302 R	10

 										
Description	Engine	Gearbox - Chassis		Year	Code kit	Code	Code	Code	Z	Pads
<b>BUBBA ULISSE</b>										
<b>COMBINE HARVESTER</b>										
Mietitrebbia							<b>0308</b>		250 R	10
<b>BUKH</b>										
<b>TRACTOR</b>										
Agricultural Tractor			Main Disc	60			<b>1011</b>		280 R	10
Agricultural Tractor	2 e 3 Cyl.		P.T.O.	60			<b>0859</b>		280 R	10
Agricultural Tractor D 302			P.T.O.	66			<b>0859</b>		280 R	10
Agricultural Tractor D 302			Main Disc	66			<b>1011</b>		280 R	10
Tractor 403 - 404			Main Disc	64			<b>1011</b>		280 R	10
Tractor 403 - 404			P.T.O.	64			<b>0859</b>		280 R	10
<b>BUMAR</b>										
<b>FORKLIFT</b>										
Carrello elevatore							<b>4453</b>		225 D	10
<b>BUSCH</b>										
<b>AGRICULTURAL</b>										
BS 1201							<b>0863</b>		181 R	10
BS 1501							<b>0822</b>		200 R	10
DFG 1505 - 2005 - 2505							<b>0828</b>		225 R	10
DS 1202							<b>0863</b>		181 R	10
DS 1502							<b>0822</b>		200 R	10
<b>CAB</b>										
<b>CULTIVATOR</b>										
Motocoltivatore "Ringo" e "Ranger"							<b>3970</b>		160 R	10
Motocoltivatore L5							<b>0824</b>		181 R	10
Motocoltivatore M10			1° Serie				<b>4033</b>		140 R	10
Motocoltivatore M10			2° Serie				<b>1052</b>		140 R	10
Motocoltivatore M12							<b>1094</b>		160 R	10
<b>CALOR EQUIPMENT</b>										
<b>TRACTOR</b>										
Calor Ranger B.M.C.	1098 cc.			73 ->			<b>0161</b>		181 R	32
<b>CARRARO Spa</b>										
<b>50 - 50 F</b>										
50 - 50 F	F3L912 - 38 kW		Main Disc				<b>4216</b>		280 D	12
50 - 50 F	F3L912 - 38 kW		P.T.O.				<b>4331</b>		280 R	13
<b>60 - 60 F - 60 V</b>										
60 - 60 F - 60 V	F3L913 - 44 kW		Main Disc				<b>4216</b>		280 D	12
60 - 60 F - 60 V	F3L913 - 44 kW		P.T.O.				<b>4331</b>		280 R	13
<b>70 - 70 F - 70 V</b>										
70 - 70 F - 70 V	F4L912 - 51 kW		Main Disc				<b>4216</b>		280 D	12
70 - 70 F - 70 V	F4L912 - 51 kW		P.T.O.				<b>4331</b>		280 R	13
<b>80 - 80 F - 80 V</b>										
80 - 80 F - 80 V	F4L913 - 76 kW		Main Disc				<b>4216</b>		280 D	12
80 - 80 F - 80 V	F4L913 - 76 kW		P.T.O.				<b>4331</b>		280 R	13
<b>BRAKE DISC - Disco Freno</b>										
48 - 58 - 520 - 620 - 720 - 820 - 6000			Brake Disc				<b>4209</b>		152 B	27
68 - 78 - 88			Brake Disc				<b>3409</b>		178 B	23
820 - 920			Brake Disc				<b>4061</b>		178 B	20














  Description	 Engine	 Gearbox - Chassis	 Year	 Code kit	 Code	 Code	 Code	 Z	 Pads
<b>CASE IH</b>									
<b>AVJ</b>									
55 - 60 - 70			Main Disc	01 ->			<b>4054</b>	280 R	14
55 - 60 - 70			P.T.O.	01 ->			<b>4095</b>	280 R	10
55 - 60 - 70			Optional - Main Disc	01 ->			<b>4226</b>	280 D	14
<b>B - Serie</b>									
250		with Rockford clutch					<b>4423</b>	302 D	10 <b>6+6</b>
250							<b>4098</b>	280 D	10 <b>6+6</b>
250			Optional				<b>4098</b>	280 D	10 <b>6+6</b>
250			Optional				<b>4102</b>	280 D	10 <b>8+8</b>
250			Optional				<b>4167</b>	276 D	10
250			Optional				<b>2807</b>	280 D	10
250			Optional				<b>4104</b>	280 D	10 <b>4+4</b>
275									
275 - 276			P.T.O.				<b>0953</b>	230 R	10
275 - 276			Main Disc					<b>P007</b>	280 10
275 - 276			P.T.O.				<b>0953</b>	230 R	10
275 - 276			Main Disc				<b>4167</b>	<b>P007</b>	280 D 10
276							<b>3935</b>	280 D	10 <b>5+5</b>
414								280	10
414			P.T.O.				<b>0953</b>	228 R	10
414			Main Disc					<b>P007</b>	280 10
414			Optional - P.T.O.				<b>0953</b>	228 R	10
414			Optional - Main Disc				<b>4167</b>	280 D	10
<b>C - Serie</b>									
42 - 48			P.T.O.				<b>4270</b>	280 D	24 <b>6+6</b>
42 - 48			Main Disc					<b>7741</b>	290 15
50				98 ->			<b>4497</b>	310 D	10 <b>5+5</b>
55			P.T.O.	92 ->			<b>4270</b>	<b>7745</b>	280 D 24 <b>6+6</b>
55			Main Disc	92 ->				<b>7741</b>	290 15
60				98 ->			<b>4497</b>	310 D	10 <b>5+5</b>
64 - 70	3 Cyl.		P.T.O.	92 ->			<b>4270</b>	<b>7745</b>	280 D 24 <b>6+6</b>
64 - 70	3 Cyl.		Main Disc	92 ->				<b>7741</b>	290 15
70	4 Cyl.			98 ->			<b>4497</b>	310 D	10 <b>5+5</b>
80 - 90 - 100				98 ->			<b>4499</b>	310 D	10 <b>7+7</b>
<b>CS - Serie</b>									
48			P.T.O.	97 ->			<b>4270</b>	<b>7745</b>	280 D 24 <b>6+6</b>
48			Main Disc	97 ->				<b>7741</b>	290 15
52			P.T.O.	01 ->			<b>4270</b>	<b>7745</b>	280 D 24 <b>6+6</b>
52			Main Disc	01 ->				<b>7741</b>	290 15 <b>5+5</b>
58			P.T.O.	97 ->			<b>4270</b>	<b>7745</b>	280 D 24 <b>6+6</b>
58			Main Disc	97 ->				<b>7741</b>	290 15
63			P.T.O.	01 ->			<b>4270</b>	<b>7745</b>	280 D 24 <b>6+6</b>
63			Main Disc	01 ->				<b>7741</b>	290 15 <b>5+5</b>
68 - 75			P.T.O.	97 ->			<b>4270</b>	<b>7745</b>	280 D 24 <b>6+6</b>
68 - 75			Main Disc	97 ->			<b>4353</b>	<b>7741</b>	290 D 15
78 - 86 - 94			P.T.O.	96 ->			<b>4354</b>	<b>7745</b>	310 R 24 <b>6+6</b>
78 - 86 - 94			Main Disc	96 ->			<b>4309</b>	<b>7741</b>	327 D 17 <b>5+5</b>
78 - 86 - 94			P.T.O.	96 ->					310 24
78 - 86 - 94			Main Disc	96 ->			<b>4487</b>		330 D 17
<b>CX - Serie</b>									
50 - 60 - 70				98 ->			<b>4497</b>	310 D	10 <b>5+5</b>
80 - 90 - 100				98 ->			<b>4499</b>	310 D	10 <b>7+7</b>
<b>DED - Serie</b>									
DED				-> 56			<b>8705</b>	<b>4312</b>	225 R 10
<b>DLD - Serie</b>									
DLD				-> 56			<b>1232</b>		200 R 10




























 		 									
Description	Engine	Gearbox - Chassis		Year	Code kit	Code	Code	Code	Code	Code	Pads
<b>D - Serie</b>											
212F - 214S - 217F - 219S				56 ->			1232			200 R	10
320				56 ->		8705	4312			225 R	10
320S - 322 - 324S - 326				56 ->		8705	4125			225 D	10
430S				56 ->			1088			250 D	10
<b>DU - Serie</b>											
SE 66							1232	7753		200 R	10
SE 66D							1232	7753		200 R	10
SE 74							1232			200 R	10
SE 99D						8705	4312	7753		225 R	10
SE 132D											















Case IH is a brand of agricultural equipment. It was created in 1985 when Tenneco bought selected assets of the agricultural division from International Harvester and merged it into its J.I. Case Company. Today Case IH is owned by CNH Industrial, which in turn is financially controlled by the Italian investment company Exor.














  Description	 Engine	 Gearbox - Chassis	 Year	 Code kit	 Code	 Code	 Code	 Z	 Pads
<b>MAXIMA</b>									
JX 55			02 ->						
JX 60			04 ->						
JX 65			02 ->						
JX 70			04 ->						
JX 70U			02 ->			4663		300	16
JX 70U					Torsion Dumper			116 C	10
JX 70U			02 ->		Main Disc	4663		300	16
JX 70U			02 ->		P.T.O.	4334		310 R	10
JX 70U			02 ->		Optional - Main Disc	4332		310 R	16 6+6
JX 70U			02 ->		P.T.O.	4334		310 R	10
JX 70U		Powershift	02 ->		Torsion Dumper	4669		263 C	14
JX 75			02 ->						
JX 80			04 ->						
JX 80U			02 ->			4332		310 R	16 6+6
JX 80U					Torsion Dumper			116 C	10
JX 80U					Main Disc	4332		310 R	16 6+6
JX 80U						4334		310 R	10
JX 80U		Powershift	02 ->		Torsion Dumper	4669		263 C	14
JX 85			02 ->						
JX 90			04 ->						
JX 90U			02 ->			4332		310 R	16 6+6
JX 90U					Torsion Dumper			116 C	10
JX 90U					Main Disc	4332		310 R	16 6+6
JX 90U						4334		310 R	10
JX 90U		Powershift	02 ->		Torsion Dumper	4669		263 C	14
JX 95									
JX 95									
JX 100U			02 ->			4332		310 R	16 6+6
JX 100U					Torsion Dumper			116 C	10
JX 100U			02 ->			4669		263 C	14
JX 1060C			03 ->			4545		280 R	10 3+3
JX 1060C			03 ->		Optional	4333	P006	280 R	10 4+4
JX 1060C			03 ->		Main Disc			280	14 4+4
JX 1060C			03 ->		Main Disc	4545		280 R	10 3+3
JX 1060C			03 ->		Optional - P.T.O.	4333	P006	280 R	10 4+4
JX 1060V			04 ->			4545		280 R	10 3+3
JX 1060V			04 ->		Optional	4333	P006	280 R	10 4+4
JX 1060V			04 ->		Main Disc			280	14 4+4
JX 1060V			04 ->		P.T.O.	4545		280 R	10 3+3
JX 1060V			04 ->		Optional - P.T.O.	4333		280 R	10 4+4
JX 1070C - 1070N			03 ->			4545		280 R	10 3+3
JX 1070C - 1070N			03 ->		Optional	4333	P006	280 R	10 4+4
JX 1070C			03 ->		Main Disc			280	14 5+5
JX 1070C			03 ->		P.T.O.	4333		280 R	10 4+4
JX 1070C			03 ->		Optional - P.T.O.	4545	P006	280 R	10 3+3
JX 1070N			04 ->		Main Disc			280	14 4+4
JX 1070N			04 ->		P.T.O.	4545		280 R	10 3+3
JX 1070N			04 ->		Optional - P.T.O.	4333		280 R	10 4+4
JX 1070U			04 ->			4332		310 R	16 6+6
JX 1070U					Torsion Dumper			136 C	10
JX 1070U		Powershift	04 ->		Torsion Dumper	4669		263 C	14
JX 1070U			04 ->		Main Disc	4332		310 R	16 6+6
JX 1070U			04 ->		P.T.O.	4334		310 R	10
JX 1070V - 1075N - 1075V			04 ->		Main Disc			280	14 4+4
JX 1070V - 1075N - 1075V			04 ->		P.T.O.	4545		280 R	10 3+3
JX 1070V - 1075C - 1075N - 1075V			04 ->			4545		280 R	10 3+3
JX 1070V - 1075C - 1075N - 1075V			04 ->		Optional	4333	P006	280 R	10 4+4













  Description	 Engine	 Gearbox - Chassis	 Main Disc	 Year	 Code kit	 Code	 Code	 Code	 Z		 Pads
JX 1075C			Main Disc	03 ->					280	14	5+5
JX 1075C			P.T.O.	03 ->			4545		280 R	10	3+3
JX 1075C			Optional - P.T.O.	03 ->			4333		280 R	10	4+4
JX 1080U - 1090U				04 ->			4332		310 R	16	6+6
JX 1080U - 1090U			Torsion Dumper						136 C	10	
JX 1080U - 1090U		Powershift	Torsion Dumper	04 ->			4669		263 C	14	
JX 1080U - 1090U			Main Disc	04 ->			4332		310 R	16	6+6
JX 1080U - 1090U			P.T.O.	04 ->			4334		310 R	10	
JX 1095N - 1095V				04 ->			4545		280 R	10	3+3
JX 1095N - 1095V			Optional	04 ->			4333	P006	280 R	10	4+4
JX 1095N - 1095V			Main Disc	04 ->			4070		280 D	14	5+5
JX 1095N - 1095V			P.T.O.	04 ->			4333		280 R	10	4+4
JX 1100U				04 ->			4332		310 R	16	6+6
JX 1100U			Torsion Dumper						136 C	10	
JX 1100U		Powershift	Torsion Dumper	04 ->			4669		263 C	14	
<b>MAXXUM</b>											
MX 80C - 90C - 100C			Torsion Dumper	98 ->					354 C	13	
MX 100 - 110 - 120 - 135 - 150 - 170			Torsion Dumper	97 ->					354 C		
MXM 120 - 130				02 ->			4509		330 D	18	5+5
MXM 120 - 130		Full powershift	Torsion Dumper	02 ->					348 C	14	
MXM 120 - 130		Semi powershift	Torsion Dumper	02 ->			4609		348 C	14	
MXM 135		Chass. 304203 ->	Torsion Dumper	02 ->			4609		348 C	14	
MXM 140				02 ->			4509		330 D	18	5+5
MXM 140 - 150		Full powershift	Torsion Dumper	02 ->					348 C	14	
MXM 140		Semi powershift	Torsion Dumper	02 ->			4609		348 C	14	
MXM 150		Chass. 304203 ->	Torsion Dumper	02 ->			4609		348 C	14	
MXM 155		Full powershift	Torsion Dumper	02 ->					348 C	14	
MXM 155		Semi powershift	Torsion Dumper	02 ->			4609		348 C	14	
MXM 165		Chass. 304203 ->	Torsion Dumper	02 ->			4609		348 C	14	
MXM 175			Torsion Dumper	02 ->					348 C	14	
MXM 180		Chass. 304203 ->	Torsion Dumper	02 ->			4609		348 C	14	
MXM 190			Torsion Dumper	02 ->					348 C	14	
MXU 100		Full powershift	Torsion Dumper	03 ->			4666		262 C	16	
MXU 100 - 110		Semi powershift	Torsion Dumper	03 ->					348 C	16	
MXU 115				03 ->			4620		350 D	16	6+6
MXU 115		Full powershift	Torsion Dumper	03 ->			4666		262 C	16	
MXU 115		Semi powershift	Torsion Dumper	03 ->					348 C	16	
MXU 125 - 135			Torsion Dumper	03 ->					348 C	16	
<b>MAXXUM PLUS / PRO</b>											
5120 - 5130 - 5140 - 5150							4709		276 D	24	
<b>PJN Serie</b>											
55 - 65 - 75			Main Disc	02 ->			4216		280 D	12	
55 - 65 - 75			P.T.O.	02 ->			4461		280 R	13	
<b>PJV Serie</b>											
55 - 65 - 75			Main Disc	02 ->			4216		280 D	12	
55 - 65 - 75			P.T.O.	02 ->			4461		280 R	13	
<b>QUANTUM</b>											
65 C - 75 C - 85 F - 85 N - 85 V				08 ->			4333		280 R	10	4+4
65 V - 75 F - 75 N - 75 V				08 ->			4333		280 R	10	4+4
85 C - 95 F - 95 N - 95 V				07 ->			4333		280 R	10	4+4
95 C				08 ->			4333		280 R	10	4+4
<b>VJ Serie</b>											
60 - 70			Main Disc	01 ->			4054		280 R	14	
60 - 70			P.T.O.	01 ->			4095		280 R	10	
60 - 70			Optional - Main Disc	01 ->			4226		280 D	14	
80			Main Disc	01 ->			4070		280 D	14	5+5
80			P.T.O.	01 ->			4095		280 R	10	
80			Optional - Main Disc	01 ->		8706	3462		280 D	14	6+6









  Description	 Engine	  Gearbox - Chassis	 Year	 Code kit	 Code	 Code	 Code	 Code	 Z	 Pads	
<b>200 Serie</b>											
206							<b>4098</b>		280 D	10	<b>6+6</b>
206			Optional				<b>4098</b>		280 D	10	<b>6+6</b>
206			Optional				<b>4102</b>		280 D	10	<b>8+8</b>
206			Optional				<b>4167</b>		276 D	10	
206			Optional				<b>2807</b>		280 D	10	
206			Optional				<b>4104</b>		280 D	10	<b>4+4</b>
238									280	10	
238			Optional					<b>P007</b>	280	10	
238A			P.T.O.				<b>0953</b>		228 R	10	
238A			Main Disc					<b>P007</b>	280	10	
238A			Optional						280	10	
238A			Optional - P.T.O.				<b>0953</b>		228 R	10	
238A			Optional - Main Disc				<b>1275</b>		280 D	10	
238A			Optional - Main Disc				<b>4167</b>		280 D	10	
238B							<b>4098</b>		280 D	10	<b>6+6</b>
238B			Optional				<b>4098</b>		280 D	10	<b>6+6</b>
238B			Optional				<b>4102</b>		280 D	10	<b>8+8</b>
238B			Optional				<b>4167</b>		276 D	10	
238B			Optional				<b>2807</b>		280 D	10	
238B			Optional				<b>4104</b>		280 D	10	<b>4+4</b>
248							<b>4098</b>		280 D	10	<b>6+6</b>
248			Optional				<b>4098</b>		280 D	10	<b>6+6</b>
248			Optional				<b>4102</b>		280 D	10	<b>8+8</b>
248			Optional				<b>4167</b>		276 D	10	
248			Optional				<b>2807</b>		280 D	10	
248			Optional				<b>4104</b>		280 D	10	<b>4+4</b>
250B											
250B			P.T.O.				<b>0953</b>		228 R	10	
250B			Main Disc					<b>P007</b>	280	10	
250B			Optional						280	10	
250B			Optional - P.T.O.				<b>0953</b>		228 R	10	
250B			Optional - Main Disc				<b>1275</b>		280 D	10	
250B			Optional				<b>4167</b>		280 D	10	
258 - 268 - 268B							<b>4098</b>		280 D	10	<b>6+6</b>
258 - 268 - 268B			Optional				<b>4098</b>		280 D	10	<b>6+6</b>
259 - 268 - 268B			Optional				<b>4102</b>		280 D	10	<b>8+8</b>
260 - 268 - 268B			Optional				<b>4167</b>		276 D	10	
261 - 268 - 268B			Optional				<b>2807</b>		280 D	10	
262 - 268 - 268B			Optional				<b>2807</b>		280 D	10	
263 - 268 - 268B			Optional				<b>4104</b>		280 D	10	<b>4+4</b>
263 - 268 - 268B			with Rockford clutch				<b>4423</b>		302 D	10	<b>6+6</b>
275			P.T.O.				<b>0953</b>		228 R	10	
275			Optional					<b>P007</b>	280	10	
275			Optional - P.T.O.				<b>0953</b>		228 R	10	
275			Optional				<b>1275</b>		280 D	10	
275			Optional				<b>4167</b>		280 D	10	
276											
276							<b>3935</b>		280 D	10	<b>5+5</b>
276			P.T.O.				<b>0953</b>	<b>P007</b>	228 R	10	
276			Optional						280	10	
276			Optional - P.T.O.				<b>0953</b>		228 R	10	
276			Optional				<b>1275</b>		280 D	10	
276			Optional				<b>4167</b>		280 D	10	
278 - 278L							<b>4098</b>		280 D	10	<b>6+6</b>
278 - 278L			Optional				<b>4098</b>		280 D	10	<b>6+6</b>















  Description	 Engine	 Gearbox - Chassis	 Optional	 Year	 Code kit	 Code	 Code	 Code	 Z	 Pads
279 - 278L			Optional				<b>4102</b>		280 D	10 <b>8+8</b>
280 - 278L			Optional				<b>4167</b>		276 D	10
281 - 278L			Optional				<b>2807</b>		280 D	10
282 - 278L			Optional				<b>4104</b>		280 D	10 <b>4+4</b>
282 - 278L		with Rockford clutch					<b>4423</b>		302 D	10 <b>6+6</b>
284L							<b>4098</b>		280 D	10 <b>6+6</b>
284L			Optional				<b>4098</b>		280 D	10 <b>6+6</b>
284L			Optional				<b>4102</b>		280 D	10 <b>8+8</b>
284L			Optional				<b>4167</b>		276 D	10
284L			Optional				<b>2807</b>		280 D	10
284L			Optional				<b>4104</b>		280 D	10 <b>4+4</b>
284L - 288 - 288L		with Rockford clutch					<b>4423</b>		302 D	10 <b>6+6</b>
<b>300 Serie</b>										
322						<b>8705</b>	<b>4125</b>		225 D	10
323						<b>8705</b>	<b>4124</b>		225 D	13
323							<b>3600</b>		250 D	13
323			P.T.O.				<b>3874</b>		228 R	25
323			Main Disc				<b>3750</b>		250 D	13
326						<b>8705</b>	<b>4125</b>		225 D	10
353						<b>8705</b>	<b>4124</b>		225 D	13
353							<b>3600</b>		250 D	13
353			P.T.O.				<b>3874</b>		228 R	25
353			Main Disc				<b>3750</b>		250 D	13
353D		Industrial				<b>8705</b>	<b>4124</b>		225 D	13
354			P.T.O.				<b>0953</b>		228 R	10
354			Main Disc					<b>P007</b>	280	10
354			Optional - Main Disc						280	10
354			Optional - P.T.O.				<b>0953</b>		228 R	10
354			Optional - Main Disc				<b>1275</b>		280 D	10
354			Optional - Main Disc				<b>4167</b>		280 D	10
374				76 ->					280	10
374			Optional	76 ->					280	10
374			P.T.O.	76 ->			<b>0953</b>		228 R	10
374			Main Disc	76 ->				<b>P007</b>	280	10
374			Optional - Main Disc	76 ->					280	10
374			Optional - P.T.O.	76 ->			<b>0953</b>		228 R	10
374			Optional - Main Disc	76 ->			<b>1275</b>		280 D	10
374			Optional - Main Disc	76 ->			<b>4167</b>		280 D	10
383		Industrial				<b>8705</b>	<b>4124</b>		225 D	13
383		Industrial					<b>3600</b>		250 D	13
383			P.T.O.				<b>3874</b>		228 R	25
383			Main Disc				<b>3750</b>		250 D	13
383D		Industrial				<b>8705</b>	<b>4124</b>		225 D	13
384				75 ->			<b>3935</b>		280 D	10 <b>5+5</b>
384			Optional						280	10
384			P.T.O.				<b>0953</b>		228 R	10
384			Main Disc					<b>P007</b>	280	10
384			Optional - Main Disc						280	10
384			Optional - P.T.O.				<b>0953</b>		228 R	10
384			Optional - Main Disc				<b>1275</b>		280 D	10
384			Optional - Main Disc				<b>4167</b>		280 D	10
385 - 395		with Rockford clutch		90 ->			<b>4423</b>		302 D	10 <b>6+6</b>
385 - 395				90 ->			<b>4098</b>		280 D	10 <b>6+6</b>
385 - 395			Optional	90 ->			<b>4098</b>		280 D	10 <b>6+6</b>
385 - 395			Optional	90 ->			<b>4102</b>		280 D	10 <b>8+8</b>
385 - 395			Optional	90 ->			<b>4167</b>		250 D	10
385 - 395			Optional	90 ->			<b>2807</b>		280 D	10
385 - 395			Optional	90 ->			<b>4104</b>		280 D	10 <b>4+4</b>













  Description	 Engine	  Gearbox - Chassis	 P.T.O.	 Year	 Code kit	 Code	 Code	 Code	 Z	 Pads
<b>400 Serie</b>										
423			P.T.O.				<b>3874</b>		228 R	25
423			Main Disc				<b>3750</b>		250 D	13
423D		Industrial				<b>8705</b>	<b>4124</b>		225 D	13
424			P.T.O.	64 >			<b>0953</b>		228 R	10
424			Main Disc	64 >				<b>P007</b>	280	10
424			Optional - Main Disc	64 >					280	10
424			Optional - P.T.O.	64 >			<b>0953</b>		228 R	10
424			Optional - Main Disc	64 >			<b>1275</b>		280 D	10
424			Optional - Main Disc	64 >			<b>4167</b>		280 D	10
430				60 >			<b>1088</b>		250 D	10
430B - 430N						<b>8705</b>	<b>0828</b>		225 R	10
432				56 >			<b>1088</b>		250 D	10
433				73 >			<b>3600</b>		250 D	13
433			P.T.O.	73 >			<b>3874</b>		228 R	25
433			Main Disc	73 >			<b>3750</b>		250 D	13
434				66 >			<b>3935</b>		280 D	10
434				66 >					280	10
434			Optional	66 >					280	10
434			P.T.O.	66 >			<b>0953</b>		228 R	10
434			Main Disc	66 >				<b>P007</b>	280	10
434			Optional - Main Disc	66 >					280	10
434			Optional - P.T.O.	66 >			<b>0953</b>		228 R	10
434			Optional - Main Disc	66 >			<b>1275</b>		280 D	10
434			Optional - Main Disc	66 >			<b>4167</b>		280 D	10
436 - 439 - 440							<b>1088</b>		250 D	10
436 - 439 - 440			P.T.O.				<b>3874</b>		280 R	25
436 - 439 - 440			Main Disc				<b>3750</b>		250 D	13
444				67 >			<b>3935</b>		280 D	10
444				67 >					280	10
444			Optional	67 >					280	10
444				67 >			<b>3594</b>		280 D	10
444			P.T.O.	67 >			<b>0953</b>		228 R	10
444			Main Disc	67 >				<b>P007</b>	280	10
444			Optional - Main Disc	67 >					280	10
444			Optional - P.T.O.	67 >			<b>0953</b>		228 R	10
444			Optional - Main Disc	67 >			<b>1275</b>		280 D	10
444			Optional - Main Disc	67 >			<b>4167</b>		280 D	10
453 - 453D		Industrial		71 >		<b>8705</b>	<b>4124</b>		225 D	13
453			P.T.O.	71 >			<b>3874</b>		280 R	25
453			Main Disc	71 >			<b>3750</b>		250 D	13
454 - 464		with Rockford clutch		71 >			<b>4423</b>		302 D	10
454 - 464				71 >			<b>4098</b>		280 D	10
454 - 464			Optional - P.T.O.	71 >			<b>4098</b>		280 D	10
454 - 464			Optional	71 >			<b>4102</b>		280 D	10
454 - 464			Optional	71 >			<b>4167</b>		276 D	10
454 - 464			Optional	71 >			<b>2807</b>		280 D	10
454 - 464			Optional	71 >			<b>4104</b>		280 D	10
474 - 475 - 484		with Rockford clutch		73 >			<b>4423</b>		302 D	10
474 - 475 - 484				73 >			<b>4098</b>		280 D	10
474 - 475 - 484			Optional	73 >			<b>4098</b>		280 D	10
474 - 475 - 484			Optional	73 >			<b>4102</b>		280 D	10
474 - 475 - 484			Optional	73 >			<b>4167</b>		276 D	10
474 - 475 - 484			Optional	73 >			<b>2807</b>		280 D	10
474 - 475 - 484			Optional	73 >			<b>4104</b>		280 D	10
485 - 485L - 485XL		with Rockford clutch		81 >			<b>4423</b>		302 D	10
495 - 495L - 495XL		with Rockford clutch		90 >			<b>4423</b>		302 D	10
485 - 485L - 485XL				81 >			<b>4098</b>		280 D	10




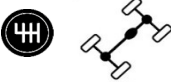








  Description	 Engine	 Gearbox - Chassis	 Optional	 Year	 Code kit	 Code	 Code	 Code	 Z		 Pads
485 - 485L - 485XL			Optional	81 ->			<b>4098</b>		280 D	10	<b>6+6</b>
485 - 485L - 485XL			Optional	81 ->			<b>4102</b>		280 D	10	<b>8+8</b>
485 - 485L - 485XL			Optional	81 ->			<b>4167</b>		276 D	10	
485 - 485L - 485XL			Optional	81 ->			<b>2807</b>		280 D	10	
485 - 485L - 485XL			Optional	81 ->			<b>4104</b>		280 D	10	<b>4+4</b>
495 - 495L - 495XL				90 ->			<b>4098</b>		280 D	10	<b>6+6</b>
495 - 495L - 495XL			Optional	90 ->			<b>4098</b>		280 D	10	<b>6+6</b>
495 - 495L - 495XL			Optional	90 ->			<b>4102</b>		280 D	10	<b>8+8</b>
495 - 495L - 495XL			Optional	90 ->			<b>4167</b>		276 D	10	
495 - 495L - 495XL			Optional	90 ->			<b>2807</b>		280 D	10	
495 - 495L - 495XL			Optional	90 ->			<b>4104</b>		280 D	10	<b>4+4</b>
<b>500 Serie</b>											
523		Chass. -> 20469					<b>1045</b>		280 D	10	
523		Chass. 20470 ->					<b>4405</b>		280 D	10	
523			P.T.O.				<b>4235</b>		280 R	22	<b>4+4</b>
523			Main Disc				<b>4435</b>	<b>7721</b>	295 D	10	<b>5+5</b>
523			Optional - Main Disc				<b>4238</b>		295 D	10	
533				73 ->			<b>3600</b>		250 D	13	
533				73 ->			<b>4021</b>		280 D	13	
533			P.T.O.	73 ->			<b>3874</b>		228 R	25	
533			Main Disc	73 ->			<b>3750</b>		250 D	13	
533			Optional - P.T.O.	73 ->			<b>3874</b>		228 R	25	
533			Main Disc	73 ->			<b>4114</b>		290 D	13	
540			P.T.O.				<b>3874</b>		228 R	25	
540			Main Disc				<b>3750</b>		250 D	13	
540			Optional - P.T.O.				<b>3874</b>		228 R	25	
540			Main Disc				<b>4114</b>		290 D	13	
553		Chass. -> 20469					<b>1045</b>		280 D	10	
553		Chass. 20470 ->					<b>4405</b>		280 D	10	
553 - 554 - 564			P.T.O.				<b>4235</b>		280 R	22	<b>4+4</b>
553 - 554 - 564			Main Disc				<b>4435</b>	<b>7721</b>	295 D	10	<b>5+5</b>
553 - 554 - 564			Optional - Main Disc				<b>4238</b>		295 D	10	
574 - 584 - 585 - 585XL - 595		with Rockford clutch		71 ->			<b>4423</b>		302 D	10	<b>6+6</b>
574 - 584 - 585 - 585XL - 595				71 ->			<b>4098</b>		280 D	10	<b>6+6</b>
574 - 584 - 585 - 585XL - 595			Optional	71 ->			<b>4098</b>		280 D	10	<b>6+6</b>
574 - 584 - 585 - 585XL - 595			Optional	71 ->			<b>4102</b>		280 D	10	<b>8+8</b>
574 - 584 - 585 - 585XL - 595			Optional	71 ->			<b>4167</b>		276 D	10	
574 - 584 - 585 - 585XL - 595			Optional	71 ->			<b>2807</b>		280 D	10	
574 - 584 - 585 - 585XL - 595			Optional	71 ->			<b>4104</b>		280 D	10	<b>4+4</b>
<b>600 Serie</b>											
624		Chass. -> 20469					<b>1045</b>		280 D	10	
624		Chass. 20470 ->					<b>4405</b>		280 D	10	
624			P.T.O.				<b>4235</b>		280 R	22	<b>4+4</b>
624			Main Disc				<b>4435</b>	<b>7721</b>	295 D	10	<b>5+5</b>
624			Optional - Main Disc				<b>4238</b>		295 D	10	
633 - 640			P.T.O.	75 ->			<b>3874</b>		228 R	25	
633 - 640			Main Disc	75 ->			<b>4114</b>		290 D	13	
633 - 640			Optional - P.T.O.	75 ->			<b>3874</b>		228 R	25	
633 - 640			Optional - Main Disc	75 ->			<b>4236</b>		290 D	13	<b>6+6</b>
644				74 ->			<b>4405</b>		280 D	10	
644			P.T.O.	74 ->			<b>4235</b>		280 R	22	<b>4+4</b>
644			Main Disc	74 ->			<b>4435</b>	<b>7721</b>	295 D	10	<b>5+5</b>
644			Optional - Main Disc	74 ->			<b>4238</b>		295 D	10	
654		Chass. -> 20469					<b>1045</b>		280 D	10	
654		Chass. 20470 ->					<b>4405</b>		280 D	10	
654			P.T.O.				<b>4235</b>		280 R	22	<b>4+4</b>
654			Main Disc				<b>4435</b>	<b>7721</b>	295 D	10	<b>5+5</b>
654			Optional - Main Disc				<b>4238</b>		295 D	10	












 										
Description	Engine	Gearbox - Chassis with Rockford clutch		Year	Code kit	Code	Code	Code	Z	Pads
674 - 684 - 685 - 695				73 ->			<b>4423</b>		302 D	10 <b>6+6</b>
674 - 684 - 685 - 695				73 ->			<b>4098</b>		280 D	10 <b>6+6</b>
674 - 684 - 685 - 695			Optional	73 ->			<b>4098</b>		280 D	10 <b>6+6</b>
674 - 684 - 685 - 695			Optional	73 ->			<b>4102</b>		280 D	10 <b>8+8</b>
674 - 684 - 685 - 695			Optional	73 ->			<b>4167</b>		276 D	10
674 - 684 - 685 - 695			Optional	73 ->			<b>2807</b>		280 D	10
674 - 684 - 685 - 695			Optional	73 ->			<b>4104</b>		280 D	10 <b>4+4</b>
<b>700 Serie</b>										
724		Chass. -> 20469		67 ->			<b>1045</b>		280 D	10
724		Chass. 20470 ->		67 ->			<b>4405</b>		280 D	10
724 XL/XLA			P.T.O.	67 ->			<b>4235</b>		280 R	22 <b>4+4</b>
724 XL/XLA			Main Disc	67 ->			<b>4435</b>	<b>7721</b>	295 D	10 <b>5+5</b>
724 XL/XLA			Optional - Main Disc	67 ->			<b>4238</b>		295 D	10
733			P.T.O.	79 ->			<b>3874</b>		228 R	25
733			Main Disc	79 ->			<b>4114</b>		290 D	13
733			Optional - P.T.O.	79 ->			<b>3874</b>		228 R	25
733			Optional - Main Disc	79 ->			<b>4236</b>		290 D	13 <b>6+6</b>
734 XL/XLA			P.T.O.				<b>4235</b>		280 R	22 <b>4+4</b>
734 XL/XLA			Main Disc				<b>4435</b>	<b>7721</b>	295 D	10 <b>5+5</b>
734 XL/XLA			Optional - Main Disc				<b>4238</b>		295 D	10
740			P.T.O.				<b>3874</b>		228 R	25
740			Main Disc				<b>4114</b>		290 D	13
740			Optional - P.T.O.				<b>3874</b>		228 R	25
740			Optional - Main Disc				<b>4236</b>		290 D	13 <b>6+6</b>
743 XL/XLA - 744 - 745 - 754			P.T.O.	74 ->			<b>4235</b>		280 R	22 <b>4+4</b>
743 XL/XLA - 744 - 745 - 754			Main Disc	74 ->			<b>4435</b>	<b>7721</b>	295 D	10 <b>5+5</b>
743 XL/XLA - 744 - 745 - 754			Optional - Main Disc	74 ->			<b>4238</b>		295 D	10
770A - 775 - 780				65 ->			<b>0911</b>		250 R	10
770A - 775 - 780			P.T.O.	65 ->			<b>1008</b>		250 R	10
784 - 785 L / XL - 795 L / XL		with Rockford clutch		79 ->			<b>4423</b>		302 D	10 <b>6+6</b>
784 - 785 L / XL - 795 L / XL							<b>4098</b>		280 D	10 <b>6+6</b>
784 - 785 L / XL - 795 L / XL			Optional				<b>4098</b>		280 D	10 <b>6+6</b>
784 - 785 L / XL - 795 L / XL			Optional				<b>4102</b>		280 D	10 <b>8+8</b>
784 - 785 L / XL - 795 L / XL			Optional				<b>4167</b>		276 D	10
784 - 785 L / XL - 795 L / XL			Optional				<b>2807</b>		280 D	10
784 - 785 L / XL - 795 L / XL			Optional				<b>4104</b>		280 D	10 <b>4+4</b>
<b>800 Serie</b>										
824 S/XL/XLA			P.T.O.	72 ->			<b>4235</b>		280 R	22 <b>4+4</b>
824 S/XL/XLA			Main Disc	72 ->			<b>4435</b>	<b>7721</b>	295 D	10 <b>5+5</b>
824 S/XL/XLA			Optional - Main Disc	72 ->			<b>4238</b>		295 D	10
833 A/E/H/V			P.T.O.	81 ->			<b>3874</b>		228 R	25
833 A/E/H/V			Main Disc	81 ->			<b>4114</b>		290 D	13
833 A/E/H/V			Optional - P.T.O.	81 ->			<b>3874</b>		228 R	25
833 A/E/H/V			Optional - Main Disc	81 ->			<b>4236</b>		290 D	13 <b>6+6</b>
834 S/XL/XLA			P.T.O.				<b>4235</b>		280 R	22 <b>4+4</b>
834 S/XL/XLA			Main Disc				<b>4435</b>	<b>7721</b>	295 D	10 <b>5+5</b>
834 S/XL/XLA			Optional - Main Disc				<b>4238</b>		295 D	10
840			P.T.O.				<b>3874</b>		228 R	25
840			Main Disc				<b>4114</b>		290 D	13
840			Optional - P.T.O.				<b>3874</b>		228 R	25
840			Optional - Main Disc				<b>4236</b>		290 D	13 <b>6+6</b>
844 S/XL/XLA - 845 XL			P.T.O.	74 ->			<b>4235</b>		280 R	22 <b>4+4</b>
844 S/XL/XLA - 845 XL			Main Disc	74 ->			<b>4435</b>	<b>7721</b>	295 D	10 <b>5+5</b>
844 S/XL/XLA - 845 XL			Optional - Main Disc	74 ->			<b>4238</b>		295 D	10
850 A/B/C/D				60 ->			<b>0911</b>		250 R	10
850 A/B/C/D			P.T.O.	60 ->			<b>1008</b>		250 R	10
856 /XL			P.T.O.	83 ->			<b>4239</b>	<b>7721</b>	310 R	22 <b>5+5</b>
856 /XL			Main Disc	83 ->			<b>4498</b>		310 D	10 <b>7+7</b>

















  Description	 Engine	 Gearbox - Chassis	 Optional - Main Disc	 Year	 Code kit	 Code	 Code	 Code	 Z	 Pads
856 /XL				83 ->			<b>4410</b>		310 R	10
880 - 885				65 ->			<b>0911</b>		250 R	10
880 - 885			P.T.O.	65 ->			<b>1008</b>		250 R	10
884 - 885L/XL		with Rockford clutch		79 ->			<b>4423</b>		302 D	10 <b>6+6</b>
884 - 885L/XL				79 ->			<b>4098</b>		280 D	10 <b>6+6</b>
884 - 885L/XL			Optional	79 ->			<b>4098</b>		280 D	10 <b>6+6</b>
884 - 885L/XL			Optional	79 ->			<b>4102</b>		280 D	10 <b>8+8</b>
884 - 885L/XL			Optional	79 ->			<b>4167</b>		276 D	10
884 - 885L/XL			Optional	79 ->			<b>2807</b>		280 D	10
884 - 885L/XL			Optional	79 ->			<b>4104</b>		280 D	10 <b>4+4</b>
895 /XL		with Rockford clutch		90 ->			<b>4423</b>		302 D	10 <b>6+6</b>
<b>900 Serie</b>										
900							<b>3795</b>		280 R	10
900			P.T.O.				<b>1008</b>		250 R	10
900			Optional - P.T.O.				<b>1197</b>		280 R	10
933 - 940			P.T.O.				<b>3874</b>		228 R	25
933 - 940			Main Disc				<b>4114</b>		290 D	13
933 - 940			Optional - P.T.O.				<b>3874</b>		228 R	25
933 - 940			Optional - Main Disc				<b>4236</b>		290 D	13 <b>6+6</b>
946			Main Disc	71 ->			<b>4240</b>	<b>7721</b>	280 D	23 <b>6+6</b>
946			P.T.O.	71 ->			<b>4241</b>		280 R	16
950				59 ->			<b>0911</b>		250 R	10
950			P.T.O.	59 ->			<b>1008</b>		250 R	10
955 / XL - 956 / XL			P.T.O.	75 ->			<b>4239</b>	<b>7721</b>	310 R	22 <b>5+5</b>
955 / XL - 956 / XL			Main Disc	75 ->			<b>4498</b>		310 D	10 <b>7+7</b>
955 / XL - 956 / XL			Optional - Main Disc	75 ->			<b>4410</b>		310 R	10
985		with Rockford clutch					<b>4423</b>		302 D	10 <b>6+6</b>
985XL			P.T.O.				<b>4239</b>	<b>7721</b>	310 R	22 <b>5+5</b>
985XL			Main Disc				<b>4498</b>		310 D	10 <b>7+7</b>
990				65 ->			<b>3795</b>		280 R	10
990			P.T.O.	65 ->			<b>1008</b>		250 R	10
990			Optional - P.T.O.	65 ->			<b>1197</b>		280 R	10
990A				61 ->			<b>0911</b>		250 R	10
990A			P.T.O.	61 ->			<b>1008</b>		250 R	10
995				71 ->			<b>3795</b>		280 R	10
995			P.T.O.	71 ->			<b>1008</b>		250 R	10
995			Optional - P.T.O.	71 ->			<b>1197</b>		280 R	10
995 - 995L		with Rockford clutch		90 ->			<b>4423</b>		302 D	10 <b>6+6</b>
996			Main Disc	71 ->			<b>0859</b>		280 R	10
996			P.T.O.	71 ->			<b>1197</b>		280 R	10
<b>1000 Serie</b>										
1046			Main Disc	75 ->			<b>4240</b>	<b>7721</b>	280 D	23 <b>6+6</b>
1046			P.T.O.	75 ->			<b>4241</b>		280 R	16
1055 - 1055XL - 1056 - 1056XL			P.T.O.	75 ->			<b>4239</b>	<b>7721</b>	310 R	22 <b>5+5</b>
1055 - 1055XL - 1056 - 1056XL			Main Disc	75 ->			<b>4498</b>		310 D	10 <b>7+7</b>
1055 - 1055XL - 1056 - 1056XL			Optional - Main Disc	75 ->			<b>4410</b>		310 R	10
1190 - 1194				80 ->			<b>0911</b>		250 R	10
1190 - 1194			P.T.O.	80 ->			<b>1008</b>		250 R	10
1190 - 1194			Main Disc	80 ->			<b>3749</b>		301 R	10
1190 - 1194			P.T.O.	80 ->			<b>3748</b>		305 R	10
1190 - 1194			Optional - Main Disc	80 ->			<b>3886</b>		301 R	10
1190 - 1194			Optional - P.T.O.	80 ->			<b>3748</b>		305 R	10
1200			Main Disc	67 ->			<b>0859</b>		280 R	10
1200			P.T.O.	67 ->			<b>1197</b>		280 R	10
1210 - 1212		Chass. -> 1154231	Main Disc	71 ->			<b>0859</b>		280 R	10
1210 - 1212		Chass. -> 1154231	P.T.O.	71 ->			<b>1197</b>		280 R	10
1210		Chass. 1154232 ->	Main Disc	71 ->			<b>3749</b>		301 R	10
1210		Chass. 1154232 ->	P.T.O.	71 ->			<b>3748</b>		305 R	10











 										
Description	Engine	Gearbox - Chassis		Year	Code kit	Code	Code	Code	Z	Pads
1210		Chass. 1154232 ->	Optional - Main Disc	71 ->			<b>3886</b>		301 R	10
1210		Chass. 1154232 ->	Optional - P.T.O.	71 ->			<b>3748</b>		305 R	10
1246			Main Disc	73 ->				<b>7721</b>	310	23 <b>6+6</b>
1246				73 ->			<b>4245</b>		310 R	16 <b>6+6</b>
1255 - 1255XL			Main Disc	79 ->			<b>3987</b>	<b>7721</b>	350 D	23 <b>8+8</b>
1255 - 1255XL				79 ->			<b>4243</b>		350 R	16 <b>8+8</b>
1255 - 1255XL		Hydro Power	Main Disc	79 ->			<b>3987</b>	<b>7721</b>	350 D	23 <b>8+8</b>
1255 - 1255XL		Hydro Power		79 ->			<b>4243</b>		350 R	16 <b>8+8</b>
1290 - 1294				80 ->			<b>3795</b>		280 R	10
1290 - 1294			Optional - P.T.O.	80 ->			<b>1197</b>		280 R	10
1290			Main Disc	80 ->			<b>0859</b>		280 R	10
1290			P.T.O.	80 ->			<b>1197</b>		280 R	10
1294		Chass. -> 11059299	Main Disc	83 ->			<b>0859</b>		280 R	10
1294		Chass. -> 11059299	P.T.O.	83 ->			<b>1197</b>		280 R	10
1294		Chass. 11059300 ->	Main Disc	83 ->			<b>3749</b>		301 R	10
1294		Chass. 11059300 ->	P.T.O.	83 ->			<b>3748</b>		305 R	10
1294		Chass. 11059300 ->	Optional - Main Disc	83 ->			<b>3886</b>		301 R	10
1294		Chass. 11059300 ->	Optional - P.T.O.	83 ->			<b>3748</b>		305 R	10
1390				80 ->			<b>3795</b>		280 R	10
1390			Optional - P.T.O.	80 ->			<b>1197</b>		280 R	10
1390			Main Disc	80 ->			<b>0859</b>		280 R	10
1390			P.T.O.	80 ->			<b>1197</b>		280 R	10
1394 - 1410 - 1412 - 1490 - 1494			Main Disc	74 ->			<b>3749</b>		301 R	10
1394 - 1410 - 1412 - 1490 - 1494			P.T.O.	74 ->			<b>3748</b>		305 R	10
1394 - 1410 - 1412 - 1490 - 1494			Optional - Main Disc	74 ->			<b>3886</b>		301 R	10
1394 - 1410 - 1412 - 1490 - 1494			Optional - P.T.O.	74 ->			<b>3748</b>		305 R	10
1455 - 1455XL			Main Disc	79 ->			<b>3987</b>	<b>7721</b>	350 D	23 <b>8+8</b>
1455 - 1455XL			P.T.O.	79 ->			<b>4243</b>		350 R	16 <b>8+8</b>
1455 - 1455XL			Main Disc	79 ->			<b>3987</b>	<b>7721</b>	350 D	23 <b>8+8</b>
1455 - 1455XL			P.T.O.	79 ->			<b>4243</b>		350 R	16 <b>8+8</b>
1594 - 1690 - 1690T - 1694			Main Disc	79 ->			<b>3885</b>		302 R	17
1594 - 1690 - 1690T - 1694			P.T.O.	79 ->			<b>4244</b>		305 R	10
<b>2000 Serie</b>										
2120 - 2130			Main Disc				<b>4216</b>	<b>7722</b>	280 D	12
2120 - 2130			P.T.O.				<b>4461</b>		280 R	13
2140 - 2150			Main Disc				<b>4216</b>	<b>7722</b>	280 D	12
2140 - 2150			P.T.O.				<b>4461</b>		280 R	13
2140 - 2150			Optional - Main Disc				<b>4222</b>		280 D	12 <b>5+5</b>
2140 - 2150			Optional - P.T.O.				<b>4461</b>		280 R	13
2275 - 2276		Industrial					<b>3935</b>		280 D	10 <b>5+5</b>
2300 - 2350		Industrial	P.T.O.				<b>0953</b>		228 R	10
2300 - 2350			Main Disc					<b>P007</b>	280	10
2300 - 2350			Optional - Main Disc						280	10
2300 - 2350			Optional - P.T.O.				<b>0953</b>		228 R	10
2300 - 2350			Optional - Main Disc				<b>1275</b>		280 D	10
2300 - 2350			Optional - Main Disc				<b>4167</b>		280 D	10
2350A		Industrial					<b>3935</b>		280 D	10 <b>5+5</b>
2350A		Industrial							280	10
2350A		Industrial	Optional					<b>P007</b>	280	10
2400A		with Rockford clutch		71 ->			<b>4423</b>		302 D	10 <b>6+6</b>
2400A		Industrial		71 ->			<b>4098</b>		280 D	10 <b>6+6</b>
2400A		Industrial	Optional	71 ->			<b>4098</b>		280 D	10 <b>6+6</b>
2400A		Industrial	Optional	71 ->			<b>4102</b>		280 D	10 <b>8+8</b>
2400A		Industrial	Optional	71 ->			<b>4167</b>		276 D	10
2400A		Industrial	Optional	71 ->			<b>2807</b>		280 D	10
2400A		Industrial	Optional	71 ->			<b>4104</b>		280 D	10 <b>4+4</b>
2424 - 2444		Industrial	P.T.O.	64 ->			<b>0953</b>		228 R	10
2424 - 2444			Main Disc	64 ->					280	10

  Description	 Engine	 Gearbox - Chassis	 Optional	 Year	 Code kit	 Code	 Code	 Code	 Z	 Pads
2424 - 2444			Optional - Main Disc	64 >					280	10
2424 - 2444			Optional - P.T.O.	64 >			<b>0953</b>		228 R	10
2424 - 2444			Optional - Main Disc	64 >			<b>1275</b>		280 D	10
2424 - 2444			Optional - Main Disc	64 >			<b>4167</b>		280 D	10
2500A - 2500B		Industrial					<b>4098</b>		280 D	10 <b>6+6</b>
2500A - 2500B		Industrial	Optional				<b>4098</b>		280 D	10 <b>6+6</b>
2500A - 2500B		Industrial	Optional				<b>4102</b>		280 D	10 <b>8+8</b>
2500A - 2500B		Industrial	Optional				<b>4167</b>		276 D	10
2500A - 2500B		Industrial	Optional				<b>2807</b>		280 D	10
2500A - 2500B		Industrial	Optional				<b>4104</b>		280 D	10 <b>4+4</b>
2520CL		Forklift Truck					<b>3594</b>		280 D	10
2525C - 2530C		Forklift Truck					<b>3594</b>		280 D	10
<b>3000 Serie</b>										
3210 - 3320		with Rockford clutch		94 >			<b>4423</b>		302 D	10 <b>6+6</b>
3210 - 3220			Optional	94 >			<b>4098</b>		280 D	10 <b>6+6</b>
3230 - 3400A - 3434A		with Rockford clutch		94 >			<b>4423</b>		302 D	10 <b>6+6</b>
3230 - 3400A - 3434A		Industrial					<b>4098</b>		280 D	10 <b>6+6</b>
3230 - 3400A - 3434A			Optional				<b>4098</b>		280 D	10 <b>6+6</b>
3230 - 3400A - 3434A			Optional				<b>4102</b>		280 D	10 <b>8+8</b>
3230 - 3400A - 3434A			Optional				<b>4167</b>		276 D	10
3230 - 3400A - 3434A			Optional				<b>2807</b>		280 D	10
3230 - 3400A - 3434A			Optional				<b>4104</b>		280 D	10 <b>4+4</b>
3434A		Industrial					<b>3594</b>		280 D	10
3434A			Optional				<b>3935</b>		280 D	10 <b>5+5</b>
3434A			Optional				<b>4098</b>	<b>P007</b>	280 D	10 <b>6+6</b>
3500		Industrial					<b>4098</b>		280 D	10 <b>6+6</b>
3500			Optional				<b>4098</b>		280 D	10 <b>6+6</b>
3500			Optional				<b>4102</b>		280 D	10 <b>8+8</b>
3500			Optional				<b>4167</b>		276 D	10
3500			Optional				<b>2807</b>		280 D	10
3500			Optional				<b>4104</b>		280 D	10 <b>4+4</b>
3654		Industrial					<b>4108</b>		310 D	10
<b>4000 Serie</b>										
4210 - 4220 - 4230 - 4240 - /LP/XL		with Rockford clutch					<b>4423</b>		302 D	10 <b>6+6</b>
4520C - 4525C		Forklift Truck					<b>3594</b>		280 D	10
<b>BRAKE DISC - Disco Freno</b>										
433 533 - 540			Brake Disc				<b>4548</b>		178 B	10
<b>CATERPILLAR</b>										
<b>LEXION</b>										
560	232 kW		Torsion Dumper				<b>6305</b>		435 C	24
570 R	261 kW		Torsion Dumper				<b>6305</b>		435 C	24
575 R	261 kW		Torsion Dumper				<b>6305</b>		435 C	24
580 R	317 kW		Torsion Dumper				<b>6305</b>		435 C	24
585 R	317 kW		Torsion Dumper				<b>6305</b>		435 C	24
590 R	385 kW		Torsion Dumper				<b>6305</b>		435 C	24
730	232 kW		Torsion Dumper				<b>6305</b>		435 C	24
740	261 kW		Torsion Dumper				<b>6305</b>		435 C	24
750	317 kW		Torsion Dumper				<b>6305</b>		435 C	24
760	350 kW		Torsion Dumper				<b>6305</b>		435 C	24
770	390 kW		Torsion Dumper				<b>6305</b>		435 C	24
<b>CHAVTRAC SPRAYERS</b>										
<b>AGRICULTURAL</b>										
Chaviot	VW						<b>2780</b>		200 D	24
Chaviot	VW						<b>2823</b>		210 D	24
Chaviot 2000	TDI						<b>2654</b>		241 D	23
Spray Coupè	Vw TD						<b>2823</b>		210 D	24

  Description	 Engine	 Gearbox - Chassis	 Year	 Code kit	 Code	 Code	 Code	 Z	 Pads
<b>CLAAS</b>									
<b>COLUMBUS</b>									
COLUMBUS						4507		180 R	10
<b>COMET</b>									
COMET						4507		180 R	10
<b>COMPACT</b>									
25	33 kW	Chass. 73001150 ->	75 ->			0984		181 R	14
30	37 kW	Chass. -> 73001150	76 ->			0984		180 R	14
<b>CONSUL</b>									
620		Chass. -> 55008434 - Gbox ZF				0828		225 R	10
620	Gbox Claas	Chass. 55008435 -> 55010802				1487		250 R	8
622		Chass. 55010803 -> - Gbox Claas				3170		250 R	21
<b>CORSAR</b>									
CORSAR						4507		180 R	10
<b>COSMOS</b>									
COSMOS						4507		180 R	10
<b>DOMINATOR</b>									
56	62 kW		79 ->			3171		280 R	21
66 - 68	74 kW		80 ->			3171		280 R	21
76	90 kW		79 ->			3171		280 R	21
78 S			90 ->			3171		280 R	21
80		Chass. -> 86002434	-> 72			1487		250 R	8
80		Chass. -> 86002434	Optional -> 72			4644		250 R	8
80		Chass. 86002435 ->	-> 72			3171		280 R	21
80 - 85		Chass. 86002435 ->	73 ->			3171		280 R	21
86		Chass. -> 8702061	82 ->			3171		280 R	21
86		Chass. 8702062 ->	82 ->			3171		280 R	21
88 S - 88 SL			79 ->			3171		280 R	21
96 - 98 S - 98 SL						4249		310 R	21
106			84 ->			4249		310 R	21
108 S	125 kW	Chass. -> 9400750	84 ->			4249		310 R	21
108 S	125 kW	Chass. 9400751 ->							
108 SL		Chass. -> 9400750				4249		310 R	21
108 SL		Chass. 9400751 ->							
112						4249		310 R	21
115 CS			90 ->			4249		310 R	21
<b>EUROPA</b>									
EUROPA						4507		180 R	10
<b>GIGANT</b>									
630 - 640						1487		250 R	8
<b>HUCKEPACK</b>									
HUCKEPACK	E 89F					4589		160 R	10
HUCKEPACK	MWM AKD9					4507		180 R	10



  Description	 Engine	  Gearbox - Chassis		 Year	 Code kit	 Code	 Code	 Code	 Code	 Z	 Pads
<b>JAGUAR</b>											
60 SF - 70 SF							3170			250 R	21
800							3171			280 R	21
810	220 kW		Torsion Dumper				6305			435 C	24
830	270 kW		Torsion Dumper				6305			435 C	24
830							0920			350 R	24
850	315 kW		Torsion Dumper				6305			435 C	24
860							0920			350 R	24
870	350 kW		Torsion Dumper				6305			435 C	24
880							0920			350 R	24
890	390 kW		Torsion Dumper				6305			435 C	24
900	480 kW		Torsion Dumper				6305			435 C	24
900							0920			350 R	24
930	315 kW		Torsion Dumper				6305			435 C	24
940	350 kW		Torsion Dumper				6305			435 C	24
950	390 kW		Torsion Dumper				6305			435 C	24
960	480 kW		Torsion Dumper				6305			435 C	24
970	555 kW		Torsion Dumper				6305			435 C	24
980	630 kW		Torsion Dumper				6305			435 C	24
<b>LEXION</b>											
510	173 kW		Torsion Dumper	03 -> 10			6305			435 C	24
510	173 kW	Max. torque 2030 Nm.	Torsion Dumper	03 -> 10			4665			352 C	24
520	203 kW		Torsion Dumper	03 -> 10			6305			435 C	24
520	203 kW	Max. torque 2030 Nm.	Torsion Dumper	03 -> 10			4665			352 C	24
530	260 kW		Torsion Dumper	03 -> 10			6305			435 C	24
530	260 kW	Max. torque 2030 Nm.	Torsion Dumper	03 -> 10			4665			352 C	24
540	230 kW		Torsion Dumper	03 -> 10			6305			435 C	24
540	230 kW	Max. torque 2030 Nm.	Torsion Dumper	03 -> 10			4665			352 C	24
550	258 kW		Torsion Dumper	03 -> 10			6305			435 C	24
550	258 kW	Max. torque 2030 Nm.	Torsion Dumper	03 -> 10			4665			352 C	24
560	283 kW		Torsion Dumper	03 -> 10			6305			435 C	24
560	283 kW	Max. torque 2030 Nm.	Torsion Dumper	03 -> 10			4665			352 C	24
570	282 kW		Torsion Dumper	03 -> 10			6305			435 C	24
570	282 kW	Max. torque 2030 Nm.	Torsion Dumper	03 -> 10			4665			352 C	24
580	340 kW		Torsion Dumper	03 -> 10			6305			435 C	24
580	340 kW	Max. torque 2030 Nm.	Torsion Dumper	03 -> 10			4665			352 C	24
600	390 kW		Torsion Dumper	03 -> 10			6305			435 C	24
600	390 kW	Max. torque 2030 Nm.	Torsion Dumper	03 -> 10			4665			352 C	24
620	205 kW		Torsion Dumper	10 ->			6305			435 C	24
620	205 kW	Max. torque 2030 Nm.	Torsion Dumper	10 ->			4665			352 C	24
630	230 kW		Torsion Dumper	10 ->			6305			435 C	24
630	230 kW	Max. torque 2030 Nm.	Torsion Dumper	10 ->			4665			352 C	24
640	205 kW		Torsion Dumper	10 ->			6305			435 C	24
640	205 kW	Max. torque 2030 Nm.	Torsion Dumper	10 ->			4665			352 C	24
650	230 kW		Torsion Dumper	10 ->			6305			435 C	24
650	230 kW	Max. torque 2030 Nm.	Torsion Dumper	10 ->			4665			352 C	24
660	261 kW		Torsion Dumper	10 ->			6305			435 C	24
660	261 kW	Max. torque 2030 Nm.	Torsion Dumper	10 ->			4665			352 C	24
670	287 kW		Torsion Dumper	10 ->			6305			435 C	24
670	287 kW	Max. torque 2030 Nm.	Torsion Dumper	10 ->			4665			352 C	24
740	287 kW		Torsion Dumper	10 ->			6305			435 C	24
740	287 kW	Max. torque 2030 Nm.	Torsion Dumper	10 ->			4665			352 C	24
750	317 kW		Torsion Dumper	10 ->			6305			435 C	24
750	317 kW	Max. torque 2030 Nm.	Torsion Dumper	10 ->			4665			352 C	24
760	350 kW		Torsion Dumper	10 ->			6305			435 C	24
760	350 kW	Max. torque 2030 Nm.	Torsion Dumper	10 ->			4665			352 C	24
770	390 kW		Torsion Dumper	10 ->			6305			435 C	24
770	390 kW	Max. torque 2030 Nm.	Torsion Dumper	10 ->			4665			352 C	24




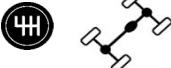







  Description	 Engine	 Gearbox - Chassis	 Torsion	 Year	 Code kit	 Code	 Code	 Code	 Z	 Pads
550 Montana	258 kW		Torsion Dumper	03 -> 10			<b>6305</b>		435 C	24
550 Montana	258 kW	Max. torque 2030 Nm.	Torsion Dumper	03 -> 10			<b>4665</b>		352 C	24
560 Montana	283 kW		Torsion Dumper	03 -> 10			<b>6305</b>		435 C	24
560 Montana	283 kW	Max. torque 2030 Nm.	Torsion Dumper	03 -> 10			<b>4665</b>		352 C	24
570 Montana	282 kW		Torsion Dumper	03 -> 10			<b>6305</b>		435 C	24
570 Montana	282 kW	Max. torque 2030 Nm.	Torsion Dumper	03 -> 10			<b>4665</b>		352 C	24
580 Australia	340 kW		Torsion Dumper	03 -> 10			<b>6305</b>		435 C	24
580 Australia	340 kW	Max. torque 2030 Nm.	Torsion Dumper	03 -> 10			<b>4665</b>		352 C	24
580 R	340 kW		Torsion Dumper	03 -> 10			<b>6305</b>		435 C	24
580 R	340 kW	Max. torque 2030 Nm.	Torsion Dumper	03 -> 10			<b>4665</b>		352 C	24
<b>MERCATOR</b>										
MERCATOR S - 50 - 60 - 70		Chass. -> 57006849					<b>1487</b>		250 R	8
MERCATOR S - 50 - 60 - 70		Chass. 57006850 ->					<b>3170</b>		250 R	21
<b>NECTIS</b>										
217 VE - 9511 / 9512 - 217 VL - 9611 / 9612			Main Disc	05 ->			<b>4222</b>		280 D	12 <b>5+5</b>
217 VE - 9511 / 9512 - 217 VL - 9611 / 9612			P.T.O.	05 ->					280	13 <b>3+3</b>
217 VE - 9511 / 9512 - 217 VL - 9611 / 9612			P.T.O.	05 ->			<b>4657</b>		280	13 <b>4+4</b>
227 F - 9721 / 9722 - 227 VE - 9521 / 9522 - 227 VL - 9621 / 9622			Main Disc	05 ->			<b>4222</b>		280 D	12 <b>5+5</b>
227 F - 9721 / 9722 - 227 VE - 9521 / 9522 - 227 VL - 9621 / 9622			P.T.O.	05 ->					280	13 <b>3+3</b>
227 F - 9721 / 9722 - 227 VE - 9521 / 9522 - 227 VL - 9621 / 9622			P.T.O.	05 ->			<b>4657</b>		280	13 <b>4+4</b>
237 VE - 9531 / 9532 - 237 VL - 9631 / 9632			P.T.O.	05 ->			<b>4657</b>		280	13 <b>4+4</b>
237 VE - 9531 / 9532 - 237 VL - 9631 / 9632			Main Disc	05 ->			<b>4222</b>		280 D	12 <b>5+5</b>
237 VE - 9531 / 9532 - 237 VL - 9631 / 9632			P.T.O.	05 ->			<b>4628</b>		280 R	13 <b>4+4</b>
247 F - 9771 / 9772 - 257 F - 9781 / 9782			Main Disc	05 ->			<b>4222</b>		280 D	12 <b>5+5</b>
247 F - 9771 / 9772 - 257 F - 9781 / 9782			P.T.O.	05 ->			<b>4628</b>		280 R	13 <b>4+4</b>
257 VL - 9681 / 9682 - 267 F - 9792 - 267 VL - 9692			Main Disc	05 ->			<b>4222</b>		280 D	12 <b>5+5</b>
257 VL - 9681 / 9682 - 267 F - 9792 - 267 VL - 9692			P.T.O.	05 ->			<b>4628</b>		280 R	13 <b>4+4</b>
<b>MERCUR</b>										
MERCUR							<b>4507</b>		180 R	10
<b>PROTECTOR</b>										
PROTECTOR							<b>1487</b>		250 R	8
<b>SELBSTFAHRER MATADOR</b>										
SELBSTFAHRER MATADOR				55 ->			<b>1487</b>		250 R	8
<b>SENATOR</b>										
SENATOR 630 - 640							<b>4644</b>		250 R	8
<b>STANDART SF</b>										
STANDART SF				55 ->			<b>1487</b>		250 R	8
<b>SUPER JUNIOR</b>										
SUPER JUNIOR							<b>4507</b>		180 R	10
<b>TUCANO</b>										
320	140 kW	Max. torque 2030 Nm.	Torsion Dumper	07 ->			<b>4665</b>		352 C	24
330	177 kW	Max. torque 2030 Nm.	Torsion Dumper	07 ->			<b>4665</b>		352 C	24
340	192 kW	Max. torque 2030 Nm.	Torsion Dumper	07 ->			<b>4665</b>		352 C	24
430	177 kW	Max. torque 2030 Nm.	Torsion Dumper	07 ->			<b>4665</b>		352 C	24
440	192 kW	Max. torque 2030 Nm.	Torsion Dumper	07 ->			<b>4665</b>		352 C	24
450	203 kW	Max. torque 2030 Nm.	Torsion Dumper	07 ->			<b>4665</b>		352 C	24
470	240 kW		Torsion Dumper	09 ->			<b>4665</b>		352 C	24
480	268 kW		Torsion Dumper	09 ->			<b>6305</b>		435 C	24
<b>XERION</b>										
2500 - 3000							<b>0920</b>		350 R	24



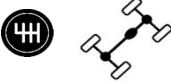


















Claas is an agricultural machinery manufacturer founded in 1913, based in Harsewinkel, Ostwestfalen-Lippe, Germany, in the state of North Rhine Westphalia. The product range includes combine harvesters, forage harvesters, balers, mowers, rakes, tractors, tedders and other harvesting machines. Claas produced its 450,000th machine in


























 											
Description	Engine	Gearbox - Chassis		Year	Code kit	Code	Code	Code	Code	Code	Code
<b>CLARK MÜHLHEIM</b>											
<b>BCE</b>											
BCE								0774		250 R	10
<b>CT 30</b>											
CT 30								0773		280 R	10
<b>DCE 2024</b>											
DCE 2024								0774		250 R	10
<b>DF 20</b>											
DF 20								0774		250 R	10
<b>UT 60</b>											
UT 60								0773		280 R	10
<b>UT 70</b>											
UT 70								0773		280 R	10
<b>CO.GE.MA. ROSSI</b>											
<b>CULTIVATOR</b>											
40 SA - 50 SA								0931		280 R	10
50 A- 504 "50 Combinate"		Motocoltivatore						0931		280 R	10
504 RM - 504 RMS								0931		280 R	10
<b>COLES CRANES</b>											
<b>CRANE</b>											
10/12 Ton. Crane	Bedford			74 ->				1692		380 D	10
Hydra 13/17 4+4 Twin				74 ->				3950		302 D	10
Hydra 18/20	Cummins V 8							3951		380 D	10
Hydra 18/22 T G210	Cummins V 504							4002		300 R	10
Hydra 25/28	Cummins V555							3952		380 D	10
Hydra Truck T 25/28	Cummins V 504	Gearbox Eaton 543		78 ->				3952		380 D	10
Speedcrane Mk. IV				70 ->				1456		325 R	10+10
Transit 517	Cummins			81 ->				1456		325 R	10+10
Transit 517	Perkins	Gbox Eaton						3951		380 D	10
<b>COMET OPERA</b>											
<b>CONCRETE MIXER</b>											
BIG 25								1011		280 R	10
COES-BIG		Gearbox HURT						0308		250 R	10
COES-DAVID COES-LAMBRUS						8702	0209			216 R	10
COES-MARCUS						8700	0812			184 R	10
COES-SUPREMO							0308			250 R	10
COES-SUPREMO - COES-BIG		Gearbox HURT					1330			250 R	10
Mc 252 - 254 - 352		Forklift Truck						1011		280 R	10
TAMBO								1011		280 R	10
<b>COMPAIR HOLMAN</b>											
<b>FORKLIFT</b>											
FL 2000		Forklift Truck						0803		250 R	10
RJE 2000 - 2500				88 ->				0989		228 R	10
RJE 3000				88 ->				0803		250 R	10
<b>CONSONDA</b>											
<b>TRACTOR</b>											
Sonda								1089		216 R	10
Sonda								0812		184 R	10
<b>CORGHI</b>											
<b>TRACTOR</b>											
CD 15 Trattice								0812		184 R	10
CD 44 Trattice								0945		250 R	10
CD 123 Trattice CD 23								0209		216 R	10

  Description	 Engine	 Gearbox - Chassis	 Year	 Code kit	 Code	 Code	 Code	 Z	 Pads
<b>CO.TI.EMME MOTORI</b>									
<b>AGRICULTURAL</b>									
CA 300 - CA 200 - CA 150							<b>0199</b>	140 R	6
CA 300 - CA 200							<b>1097</b>	155 R	6
CA 150 - NILO - IDRO							<b>0200</b>	184 D	10
<b>COUNTY COMMERCIAL</b>									
<b>654</b>									
654							<b>0923</b>	<b>7752</b>	330 R 25
<b>754</b>									
754							<b>0923</b>	<b>7752</b>	330 R 25
<b>854</b>									
854							<b>4294</b>	<b>7752</b>	327 D 10
854							<b>0923</b>	<b>7752</b>	330 R 25
<b>944</b>									
944							<b>0923</b>	<b>7752</b>	330 R 25
<b>1454</b>									
1454							<b>4294</b>	<b>7752</b>	327 D 10
1454			Optional				<b>4299</b>		330 R 10
<b>1494</b>									
1494							<b>4294</b>	<b>7752</b>	327 D 10
1494			Optional				<b>4299</b>		330 R 10
<b>COVA</b>									
<b>COMBINE HARVESTER</b>									
140 A - 100 B		Miettrebbia					<b>3640</b>		280 R 10
<b>COVENTRY CLIMAX</b>									
<b>TRACTOR</b>									
30 - 40 DA - PA - GA - DC - PC - CC			73 >				<b>1493</b>		302 D 10
30 DA / PC - 40 GA - 50 DA / PC - 60 GA							<b>4078</b>		308 R 10
50 - 60 DA - PA - GA - DC - PC - CC			73 >				<b>1493</b>		302 D 10
70 CA/T - CC - DA/S - DAM - DC			73 >				<b>1493</b>		302 D 10
70 GAS - PA/S - PC			73 >				<b>1493</b>		302 D 10
70 DA / PC - 80 DA / GC							<b>4078</b>		308 R 10
80 DC - DA - PA - GA - PC - CC			73 >				<b>1493</b>		302 D 10
BULK Loader			56				<b>1007</b>		302 R 10
CDFT - FDC - IGAD							<b>1007</b>		302 R 10
FTF			49 > 56				<b>1492</b>		300 D 10
TMD - TSM							<b>0833</b>		225 R 10
Universal IGD - IGP		Coventry Climax	65 > 70				<b>1007</b>		302 R 10
Universal IGPT - IGPTA - IGDT - IGDTA	Serie II		64 > 70				<b>1176</b>		250 R 10
Universal TT 2.0 - TT 2.5 - TT 3.0			79 >				<b>3577</b>		330 R 10 <b>4+4</b>
Universal IGVD		Chass. -> 621000					<b>0805</b>		325 R 10
Universal IGVD		Chass. 621001 >					<b>1060</b>		325 R 10
Universal IGVDA		Chass. -> 630249					<b>0805</b>		325 R 10
Universal IGVDA		Chass. 630250 >					<b>1060</b>		325 R 10
UTF		Forklift Truck	58 > 60				<b>1007</b>		302 R 10
<b>UNIVERSAL MAJOR TRUCKS</b>									
MSD - MSDA - MSP - MSPA			65 > 79				<b>0805</b>		325 R 10
MCD - MCDA - MCP - MCPA			65 > 79				<b>0805</b>		325 R 10
MED - MEDA - MEP - MEPA			65 > 79				<b>0805</b>		325 R 10
40 JDA - JGA			72 >				<b>1007</b>		302 R 10
Tough Terrain			81 >				<b>1135</b>		325 D 10
<b>COVENTRY VICTOR</b>									
<b>TRACTOR</b>									
Vixen Marine - BMG		D.C.C. Gearbox	68 >				<b>1494</b>		203 D 10



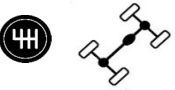







  Description	 Engine	 Gearbox - Chassis	 Year	 Code kit	 Code	 Code	 Code	 Z	 Pads
<b>CREDE</b>									
<b>DFG</b>									
250						4311		250 R	10
1000						4101		225 R	10
1500						4101		225 R	10
2000 - 2500 - 2511 - 2700						4101		225 R	10
<b>CUMMINS</b>									
<b>ENGINE</b>									
Re Power pack Heavy duty						1701		352 D	10
Re-power pack Heavy Duty Optional			72 ->			1496		352 D	10
V6/140			69 ->			1632		325 D	10
V6/155			69 ->			1195		352 D	10
V6/155			69 ->			3950		302 D	10
V6/155 Heavy Duty			72 ->			1701		352 D	10
V6/156			72 ->			1496		352 D	10
V6/156 Heavy Duty Optional			72			1701		352 D	10
V8/185			69 ->			1195		352 D	10
V8/185			72 ->			1496		352 D	10
V8/185 Marine			68			1195		352 D	10
V8/185 Heavy Duty			72 ->			1701		352 D	10
V8/210						3950		302 D	10
<b>DE ANTONI</b>									
<b>FORK LIFT</b>									
Carrello elevatore K 30						0931		280 R	10
Carrello elevatore KL 15 - KL 20						0308		250 R	10
Pala - Minicar 18						0209		216 R	10
<b>DE CARLI</b>									
<b>FORK LIFT</b>									
Carrello elevatore "De Carli"						1089		216 R	10
Dumper "King"						0812		184 R	10
Motobetoniera "De Carli"						1089		216 R	10
<b>DEMAG</b>									
<b>CRANE</b>									
AKD 112 Z						4101		225 R	10
V 25 Mobilkran						0822		200 R	10
V 35 Mobilkran	MWM					4101		225 R	10
V 42						4311		250 R	10
SKG						0822		200 R	10
V 70 HL						0873		280 R	10
<b>DE NARDI</b>									
<b>TRACTOR</b>									
3800 - 4500		Trattorino				3840		127 R	20
3500 - 3800 - 4500		Trattore - Tractor				1327		216 D	10
3500 - 3800 - 4500						4485		216 R	10
3500 - 3800 - 4500						1089		216 R	10
3800 - 4500 DT						3655		216 R	10
3800 - 4500 DT		1° Serie - 2° Serie	Double disc			3612		216 R	13
3800 - 4500 DT			1°- 2° Serie			4189		216 R	18
3800 - 4500 DT						3620		216 R	10
<b>BRAKE DISC - Disco Freno</b>									
Vari modelli - Several types			Brake Disc			3030		102 B	20
<b>DENNIS</b>									
<b>MOTORMOWER</b>									
Motormower - Falciaerba			62			0085		160 R	10
Paragon Cutter Drive			65 ->			0085		160 R	10













  Description	 Engine	 Gearbox - Chassis	 Year	 Code kit	 Code	 Code	 Code	 Z	 Pads
<b>DEUTZ</b>									
<b>1, 2..</b>									
1 DA - 2 DA - 2 DN						<b>0822</b>		200 R	10
<b>A ..</b>									
A2 L 514						<b>4311</b>		250 R	10
A2 M 313						<b>4312</b>		225 R	10
<b>AGROCOMPACT</b>									
3.30 F/V - 3.50 F/S/V - 3.70 F/V - 3.90 F/S			Main Disc			<b>4227</b>		280 D	20
3.30 F/V - 3.50 F/S/V - 3.70 F/V - 3.90 F/S			P.T.O.			<b>4342</b>		250 R	17
3.30 F/V - 3.50 F/S/V - 3.70 F/V - 3.90 F/S			Optional - Main Disc			<b>4229</b>		280 D	20
3.30 F/V - 3.50 F/S/V - 3.70 F/V - 3.90 F/S			Optional - P.T.O.			<b>4343</b>	<b>P010</b>	280 R	17
60 F/V - 70 F/V						<b>4000</b>	<b>7744</b>	280 D	24
60 F/V USA - 70 F/V USA						<b>4141</b>	<b>7744</b>	310 D	24
60 F/V USA - 70 F/V USA			Optional			<b>4141</b>		310 D	24
80 F/V - 90 F/V						<b>4100</b>	<b>7744</b>	310 D	24
80 F/V USA - 90 F/V USA						<b>4141</b>	<b>7744</b>	310 D	24
80 F/V USA - 90 F/V USA			Optional			<b>4141</b>		310 D	24
<b>AGROKID</b>									
25 - 35 - 45			Main Disc			<b>4572</b>		225 D	19
25 - 35 - 45			P.T.O.			<b>4571</b>		225 R	12
<b>AGROLUX</b>									
60						<b>4000</b>	<b>7744</b>	280 D	24
70						<b>4100</b>	<b>7744</b>	310 D	24
80 - 90							<b>7744</b>	330	24
F 60						<b>4000</b>	<b>7744</b>	280 D	24
F 70 - F80						<b>4100</b>	<b>7744</b>	310 D	24
<b>AGROPLUS</b>									
60						<b>4000</b>	<b>7744</b>	280 D	24
70						<b>4100</b>	<b>7744</b>	310 D	24
75							<b>7744</b>	330	24
80						<b>4100</b>	<b>7744</b>	310 D	24
85 - 95							<b>7744</b>	330	24
100							<b>7744</b>	350	24
<b>AGROPRIMA</b>									
4.31 - 4.51 - 4.56 - 6.06 - 6.16	BF4L913T		Main Disc	89 -> 95		<b>4221</b>		310 D	21
4.31 - 4.51 - 4.56 - 6.06 - 6.16	BF4L913T		P.T.O.	90 -> 95		<b>4554</b>		280 R	16
4.31 - 4.51 - 4.56 - 6.06 - 6.16	BF4L913T		Optional - P.T.O.	91 -> 95		<b>4556</b>	<b>P010</b>	310 R	16
4.61						<b>4221</b>		310 D	21
4.61						<b>4514</b>		327 D	21
4.61		Powershift				<b>4516</b>		327 D	22
4.68						<b>4514</b>		327 D	21
4.68		Powershift				<b>4516</b>		327 D	22
4.71						<b>4221</b>		310 D	21
4.71		Powershift				<b>4516</b>		327 D	22
4.78 - 6.08 - 6.11 - 6.21 - 6.28 - 6.31 - 6.38						<b>4514</b>		327 D	21
4.78 - 6.08 - 6.11 - 6.21 - 6.28 - 6.31 - 6.38		Powershift				<b>4516</b>		327 D	22
6.61 - 6.71			Main Disc			<b>4551</b>		310 D	21
6.61 - 6.71		Powershift	Main Disc			<b>4550</b>		310 D	22
DX 4.61 - 4.71						<b>4221</b>		310 D	21
DX 4.61 - 4.71						<b>4514</b>		327 D	21
DX 4.61 - 4.71		Powershift				<b>4516</b>		327 D	22
DX 6.11 - 6.31						<b>4514</b>		327 D	21
DX 6.11 - 6.31		Powershift				<b>4516</b>		327 D	22
DX 6.61 - 6.71			Main Disc			<b>4551</b>		310 D	21
DX 6.61 - 6.71		Powershift	Main Disc			<b>4550</b>		310 D	22
<b>AGROSUN</b>									
100 - 120 - 140	BF6L913T			95 ->				350	24













  Description	 Engine	 Gearbox - Chassis	 Year	 Code kit	 Code	 Code	 Code	 Z	 Pads
<b>AGROTRON</b>									
4.70 - 4.80 - 4.85 - 4.90 - 4.95						4162	7741	330 D	21 6+6
4.70 - 4.80 - 4.85 - 4.90 - 4.95		Powershift	Torsion Dumper			4666		264 C	16
6.00						4162	7741	330 D	21 6+6
6.01		Powershift	Torsion Dumper			4666	P010	264 C	16
6.15 - 6.20						4162	7741	330 D	21 6+6
80						4162	7741	330 D	21 6+6
80		Powershift	Torsion Dumper			4666	P010	264 C	16
80 MK3		Powershift	Torsion Dumper			4666	P010	264 C	16
85						4162	7741	330 D	21 6+6
85		Powershift	Torsion Dumper			4666	P010	264 C	16
85 MK3		Powershift	Torsion Dumper			4666	P010	264 C	16
90						4162	7741	330 D	21 6+6
90		Powershift	Torsion Dumper			4666	P010	264 C	16
90 MK3		Powershift	Torsion Dumper			4666	P010	264 C	16
100						4162	7741	330 D	21 6+6
100		Powershift	Torsion Dumper			4666	P010	264 C	16
100 MK3 - 105 - 105 MK3		Powershift	Torsion Dumper			4666	P010	264 C	16
106						4162	7741	330 D	21 6+6
106		Powershift	Torsion Dumper			4666	P010	264 C	16
110						4162	7741	330 D	21 6+6
110 MK3 - 115 MK3							P010		
120						4162	7741	330 D	21 6+6
<b>AGROXTRA</b>									
3.57 - 4.07			Main Disc	92 >		4227		280 D	20
3.57 - 4.07			P.T.O.	92 >		4342		250 R	17
3.57 - 4.07			Optional - Main Disc	92 >		4229	P010	280 D	20 5+5
3.57 - 4.07			Optional - P.T.O.	92 >		4343		280 R	17
4.17			Main Disc	91 >		4229		280 D	20 5+5
4.17			P.T.O.	91 >		4343		280 R	17
4.47 - 4.57 - 6.07 - 6.17			Main Disc	91 >		4221		310 D	21 8+8
4.47 - 4.57 - 6.07 - 6.17			P.T.O.	91 >		4554		280 R	16
4.47 - 4.57 - 6.07 - 6.17			Optional - P.T.O.	91 >		4556	P010	310 R	16
<b>D Serie</b>									
25						1209		200 R	10
25			Main Disc			1015		200 R	10
25			P.T.O.			1009		200 R	10
25/1 - 25S						1209		200 R	10
25/2 - 30						4595		200 R	10
30			Main Disc	> 65		1015		200 R	10
30			P.T.O.	> 65		1009		200 R	10
30			Main Disc	65 >		1015		200 R	10
30			P.T.O.	65 >		1009		200 R	10
40						4311	P010	250 R	10
40/1 - 40/S - 40 UF						0901		228 R	8
40/1 - 40/S - 40 UF			Main Disc			4314		250 R	10
40/2 - 40L			Main Disc			4382		228 D	10
40/2 - 40L			P.T.O.			3042	P010	225 R	10
50/1 - 50/S			P.T.O.			3696		250 R	8
50/1 - 50/S			Main Disc			0839		280 R	10
50/2						3039	P010	280 R	10
55			P.T.O.			3696		250 R	8
55			Main Disc			0839		280 R	10
2505						4595	P010	200 R	10
2505			Main Disc	> 65		1015		200 R	10
2505			P.T.O.	> 65		1009	P010	200 R	10
2505			Main Disc	65 >		1015		200 R	10
2505			P.T.O.	65 >		1009	P010	200 R	10













  Description	 Engine	  Gearbox - Chassis	 Year	 Code kit	 Code	 Code	 Code	 Z	 Pads	
2506						<b>4595</b>	<b>P010</b>	200 R	10	
2807			Main Disc			<b>4168</b>		225 R	20	
2807			P.T.O.			<b>0989</b>	<b>P005</b>	228 R	10	
3005						<b>4595</b>	<b>P010</b>	200 R	10	
3005			Main Disc	> 65		<b>1015</b>		200 R	10	
3005			P.T.O.	> 65		<b>1009</b>	<b>P010</b>	200 R	10	
3005			Main Disc	65 >		<b>1015</b>		200 R	10	
3005			P.T.O.	65 >		<b>1009</b>	<b>P010</b>	200 R	10	
3006 F			Main Disc	> 68		<b>4168</b>		225 R	20	
3006 F			P.T.O.			<b>0989</b>	<b>P005</b>	228 R	10	
3607						<b>4311</b>	<b>P010</b>	250 R	10	
3607			Main Disc			<b>4168</b>		225 R	20	
3607			P.T.O.			<b>0989</b>	<b>P005</b>	228 R	10	
4005 - 4006			Main Disc			<b>4382</b>		228 D	10	
4005 - 4006			P.T.O.			<b>3042</b>	<b>P010</b>	225 R	10	
4006 - 4006 F - 4007			Main Disc			<b>4168</b>		225 R	20	
4006 - 4006 F - 4007			P.T.O.			<b>4161</b>	<b>P010</b>	225 R	10	
4006 - 4006 U - 4007			Main Disc			<b>4168</b>		225 R	20	
4006 - 4006 U - 4007			P.T.O.			<b>4161</b>		225 R	17	
4505						<b>3039</b>	<b>P010</b>	280 R	10	
4505			Main Disc			<b>4384</b>	<b>P010</b>	280 D	8	
4505			P.T.O.			<b>4643</b>		280 R	10	
4506 F			Main Disc	> 68		<b>4168</b>		225 R	20	
4506 F			P.T.O.	> 68		<b>4161</b>	<b>P010</b>	225 R	10	
4506 U - 4506 S			Main Disc			<b>4168</b>		225 R	20	
4506 U - 4506 S			P.T.O.			<b>4161</b>		225 R	17	
4507 F		Chass. -> 7548/7814	Main Disc			<b>4168</b>		225 R	20	
4507 F		Chass. -> 7548/7814	P.T.O.			<b>4161</b>	<b>P010</b>	225 R	10	
4507 F		Chass. 7548/7815 >	Main Disc			<b>1148</b>		280 R	20	
4507 F		Chass. 7548/7815 >	P.T.O.			<b>4161</b>	<b>P010</b>	225 R	17	
4507 - 4507 A - 4507 C		Chass. -> 7548/7814	Main Disc			<b>4168</b>		225 R	20	
4507 - 4507 A - 4507 C		Chass. -> 7548/7814	P.T.O.			<b>4161</b>		225 R	17	
4507 - 4507 A - 4507 C		Chass. 7548/7815 >	Main Disc			<b>4227</b>		280 D	20	
4507 - 4507 A - 4507 C		Chass. 7548/7815 >	P.T.O.			<b>4342</b>		250 R	17	
4807			Main Disc			<b>4168</b>		225 R	20	
4807			P.T.O.			<b>4161</b>	<b>P010</b>	225 R	10	
4807			Main Disc			<b>4168</b>		225 R	20	
4807			P.T.O.			<b>4161</b>		225 R	17	
4807 C			Main Disc			<b>4168</b>		225 R	20	
4807 C			P.T.O.			<b>4161</b>		225 R	17	
4807 C			Main Disc			<b>4227</b>		280 D	20	
4807 C			P.T.O.			<b>4342</b>		250 R	17	
5000		This part includes one disc 1202				<b>8717</b>	<b>1203</b>	<b>7741</b>	250 R	10
5005						<b>3039</b>	<b>P010</b>	280 R	10	
5005 - 5006			Main Disc			<b>4384</b>		280 D	8	
5005 - 5006			P.T.O.			<b>4643</b>	<b>P010</b>	280 R	10	
5006 F - 5206 - 5206 F - 5206 U - 5207			Main Disc			<b>1148</b>		280 R	20	
5006 F - 5206 - 5206 F - 5206 U - 5207			P.T.O.			<b>4161</b>	<b>P010</b>	225 R	17	
5006 U - 5206 - 5206 F - 5206 U - 5207 - 5207 C			Main Disc			<b>4227</b>		280 D	20	
5006 U - 5206 - 5206 F - 5206 U - 5207 - 5207 C			P.T.O.			<b>4342</b>		250 R	17	
5505			Main Disc			<b>3696</b>		250 R	8	
5505			P.T.O.			<b>0839</b>		280 R	10	
5506 - 5506 F - 5506 U			Main Disc			<b>1148</b>		280 R	20	
5506 - 5506 F - 5506 U			P.T.O.			<b>4161</b>	<b>P010</b>	225 R	17	
5506 - 5506 F - 5506 U			Main Disc			<b>4227</b>		280 D	20	
5506 - 5506 F - 5506 U			P.T.O.			<b>4342</b>		250 R	17	
6005			Main Disc			<b>4384</b>		280 D	8	
6005			P.T.O.			<b>4643</b>	<b>P010</b>	280 R	10	


























 Description	 Engine	 Gearbox - Chassis	 Year	 Code kit	 Code	 Code	 Code	 Z	 Pads	
6006 F - 6006 U			for front P.T.O.		8073	4437		225 R	16	4+4
6006 F			Main Disc			1202	7741	300 R	8	
6006 F			P.T.O.			1203	P010	250 R	10	
6006 F		This part includes one disc 1202			8717	1203	7741	250 R	10	
6006 U			Main Disc			1202	7744	300 R	8	
6006 U			P.T.O.			1203		250 R	10	
6007			Main Disc			1148		280 R	20	
6007			P.T.O.			4161	P010	225 R	17	
6007			Main Disc			4227		280 D	20	
6007			P.T.O.			4342		250 R	17	
6007 C			Main Disc			4227		280 D	20	
6007 C			P.T.O.			4342		250 R	17	
6007 C			Optional - Main Disc			4229	P010	280 D	20	5+5
6007 C			Optional - P.T.O.			4343		280 R	17	
6206 F			Main Disc			1148		280 R	20	
6206 F			P.T.O.			4161	P010	225 R	17	
6206 U			Main Disc			4229		280 D	20	5+5
6206 U			P.T.O.			4343		280 R	17	
6207			Main Disc			1148		280 R	20	
6207			P.T.O.			4161	P010	225 R	17	
6207			Main Disc			4227		280 D	20	
6207			P.T.O.			4342		250 R	17	
6207 C			Main Disc			4227		280 D	20	
6207 C			P.T.O.			4342		250 R	17	
6207 C			Optional - Main Disc			4229	P010	280 D	20	5+5
6207 C			Optional - P.T.O.			4343		280 R	17	
6507			Main Disc			1148		280 R	20	
6507			P.T.O.			4161	P010	225 R	17	
6507			Main Disc			4227		280 D	20	
6507			P.T.O.			4342		250 R	17	
6507 C			Main Disc			4227		280 D	20	
6507 C			P.T.O.			4342		250 R	17	
6507 C			Optional - Main Disc			4229	P010	280 D	20	5+5
6507 C			Optional - P.T.O.			4343		280 R	17	
6806 F - 6807			Main Disc			1202	7741	300 R	8	
6806 F - 6807			P.T.O.			1203	P010	250 R	10	
6806 F - 6807		This part includes one disc 1202			8717	1203	7741	250 R	10	
6806 U - 6807 - 6807 C			Main Disc	> 82		1202	7744	300 R	8	
6806 U - 6807 - 6807 C			P.T.O.	> 82		1203		250 R	10	
6806 U - 6807 - 6807 C			Main Disc	82 >		4337	7744	310 R	8	
6806 U - 6807 - 6807 C			P.T.O.	82 >		4338		280 R	10	
6907 - 6907 C			Main Disc			4227		280 D	20	
6907 - 6907 C			P.T.O.			4342		250 R	17	
6907 - 6907 C			Optional - Main Disc			4229	P010	280 D	20	5+5
6907 - 6907 C			Optional - P.T.O.			4343		280 R	17	
7006			for front P.T.O.		8073	4437		225 R	16	4+4
7006 F - 7007			Main Disc			1202	7741	300 R	8	
7006 F - 7007			P.T.O.			1203	P010	250 R	10	
7006 F - 7007		This part includes one disc 1202			8717	1203	7741	250 R	10	
7006 U - 7007 - 7206 - 7206 A - 7206 U			Main Disc	> 82		1202	7744	300 R	8	
7006 U - 7007 - 7206 - 7206 A - 7206 U			P.T.O.	> 82		1203		250 R	10	
7006 U - 7007 - 7007 C - 7206 - 7206 A - 7206 U			Main Disc	82 >		4337	7744	310 R	8	
7006 U - 7007 - 7007 C - 7206 - 7206 A - 7206 U			P.T.O.	82 >		4338		280 R	10	
7206 F - 7207			Main Disc			1202	7741	300 R	8	
7206 F - 7207			P.T.O.			1203	P010	250 R	10	
7206 F - 7207		This part includes one disc 1202			8717	1203	7741	250 R	10	
7207 - 7207 C			Main Disc	> 82		1202	7744	300 R	8	
7207 - 7207 C			P.T.O.	> 82		1203		250 R	10	

  Description	 Engine	 Gearbox - Chassis	 Main Disc	 Year	 Code kit	 Code	 Code	 Code	 Z	 Pads
7207 - 7207 C			Main Disc	82 ->			4337	7744	310 R	8
7207 - 7207 C			P.T.O.	82 ->			4338		280 R	10
7505 F			Main Disc				3931		300 R	23 6+6
7505 F			P.T.O.				3424	P010	310 R	16
7505 U - 7506 U			Main Disc				3931		300 R	23 6+6
7505 U - 7506 U			P.T.O.				3424		310 R	16
7506 F			Main Disc				3931		300 R	23 6+6
7506 F			P.T.O.				3424	P010	310 R	16
7807			Main Disc				1202	7741	300 R	8
7807			P.T.O.				1203	P010	250 R	10
7807			Main Disc	-> 82			1202	7744	300 R	8
7807			P.T.O.	-> 82			1203		250 R	10
7807 - 7807 C			Main Disc	82 ->			4337	7744	310 R	8
7807 - 7807 C			P.T.O.	82 ->			4338		280 R	10
7807 F		This part includes one disc 1202				8717	1203	7741	250 R	10
8006 F - 9005 F - 9006 F - 1006 F			Main Disc				3931	7741	300 R	23 6+6
8006 F - 9005 F - 9006 F - 1006 F			P.T.O.				3424	P010	310 R	16
8006 U - 9005 U - 9006 U - 1006 U			Main Disc				3931	7741	300 R	23 6+6
8006 U - 9005 U - 9006 U - 1006 U			P.T.O.				3424		310 R	16
8006 U - 9005 U - 9006 U - 1006 U			Optional - Main Disc				3435	P010	330 R	23 6+6
8006 U - 9005 U - 9006 U - 1006 U			Optional - P.T.O.				3424		310 R	16
13006 U			Main Disc				3435	7741	330 R	23 6+6
13006 U			P.T.O.				3424		310 R	16
<b>DX Serie</b>										
2.30 - 2.50 - 2.70			Main Disc				4168		225 R	20
2.30 - 2.50 - 2.70			P.T.O.				4161		225 R	17
3.10 SC - V - VC			for front P.T.O.			8073	4437		225 R	16 4+4
3.10 SC		Chass. -> 7724/0069	Main Disc				4168		225 R	20
3.10 SC		Chass. -> 7724/0069	P.T.O.				4161		225 R	17
3.10 SC		Chass. -> 7728/0026	Main Disc				4168		225 R	20
3.10 SC		Chass. -> 7728/0026	P.T.O.				4161		225 R	17
3.10 VC		Chass. -> 7722/0517	Main Disc				4168		225 R	20
3.10 VC		Chass. -> 7722/0517	P.T.O.				4161		225 R	17
3.10 VC		Chass. -> 7726/0191	Main Disc				4168		225 R	20
3.10 VC		Chass. -> 7726/0191	P.T.O.				4161		225 R	17
3.10 SC		Chass. 7724/0070-3023	Main Disc				4227		280 D	20
3.10 SC		Chass. 7724/0070-3023	P.T.O.				4342		250 R	17
3.10 SC		Chass. 7728/0027-3010	Main Disc				4227		280 D	20
3.10 SC		Chass. 7728/0027-3010	P.T.O.				4342		250 R	17
3.10 VC		Chass. 7722/0518-3167	Optional - Main Disc				4229	P010	280 D	20 5+5
3.10 VC		Chass. 7722/0518-3167	Optional - P.T.O.				4343		280 R	17
3.10 VC		Chass. 7726/0192-3118	Optional - Main Disc				4229	P010	280 D	20 5+5
3.10 VC		Chass. 7726/0192-3118	Optional - P.T.O.				4343		280 R	17
3.10 SC		Chass. 7724/3024 ->	Main Disc				4227		280 D	20
3.10 SC		Chass. 7724/3024 ->	P.T.O.				4342		250 R	17
3.10 SC		Chass. 7728/3011 ->	Main Disc				4227		280 D	20
3.10 SC		Chass. 7728/3011 ->	P.T.O.				4342		250 R	17
3.10 VC		Chass. 7722/3168 ->	Optional - Main Disc				4229	P010	280 D	20 5+5
3.10 VC		Chass. 7726/3119 ->	Optional - P.T.O.				4343		280 R	17
3.10 VC		Chass. 7722/3168 ->	Optional - Main Disc				4229	P010	280 D	20 5+5
3.10 VC		Chass. 7726/3119 ->	Optional - P.T.O.				4343		280 R	17
3.10 V		Ch. -> 7770/0305 and 7771/0305	Main Disc				4227		280 D	20
3.10 V		Ch. -> 7770/0305 and 7771/0305	P.T.O.				4342		250 R	17
3.10 V		Ch. -> 7770/0305 and 7771/0305	Optional - Main Disc				4229	P010	280 D	20 5+5
3.10 V		Ch. -> 7770/0305 and 7771/0305	Optional - P.T.O.				4343		280 R	17
3.10 V		Ch. 7770/0306 and 7771/0306 ->	Main Disc				4227		280 D	20
3.10 V		Ch. 7770/0306 and 7771/0306 ->	P.T.O.				4342		250 R	17
3.10 V		Ch. 7770/0306 and 7771/0306 ->	Optional - Main Disc				4229	P010	280 D	20 5+5

  Description	 Engine	 Gearbox - Chassis	 Optional - P.T.O.	 Year	 Code kit	 Code	 Code	 Code	 Z	 Pads
3.10 V		Ch. 7770/0306 and 7771/0306 ->	Optional - P.T.O.				<b>4343</b>		280 R	17
3.30 F - 3.30 V			for front P.T.O.			<b>8073</b>	<b>4437</b>		225 R	16 <b>4+4</b>
3.30 F - 3.30 V		Ch. -> 7772/0304 and 7773/0328	Main Disc				<b>4227</b>		280 D	20
3.30 F - 3.30 V		Ch. -> 7772/0304 and 7773/0328	P.T.O.				<b>4342</b>		250 R	17
3.30 F - 3.30 V		Ch. -> 7772/0304 and 7773/0328	Optional - Main Disc				<b>4229</b>	<b>P010</b>	280 D	20 <b>5+5</b>
3.30 F - 3.30 V		Ch. -> 7772/0304 and 7773/0328	Optional - P.T.O.				<b>4343</b>		280 R	17
3.30 SC		Ch. -> 7732/3059 and 7736/3060	Main Disc				<b>4227</b>		280 D	20
3.30 SC		Ch. -> 7732/3059 and 7736/3060	P.T.O.				<b>4342</b>		250 R	17
3.30 SC		Ch. -> 7732/3059 and 7736/3060	Optional - Main Disc				<b>4229</b>	<b>P010</b>	280 D	20 <b>5+5</b>
3.30 SC		Ch. -> 7732/3059 and 7736/3060	Optional - P.T.O.				<b>4343</b>		280 R	17
3.30 VC		Ch. -> 7730/3066 and 7734/3103	Main Disc				<b>4227</b>		280 D	20
3.30 VC		Ch. -> 7730/3066 and 7734/3103	P.T.O.				<b>4342</b>		250 R	17
3.30 VC		Ch. -> 7730/3066 and 7734/3103	Optional - Main Disc				<b>4229</b>	<b>P010</b>	280 D	20 <b>5+5</b>
3.30 VC		Ch. -> 7730/3066 and 7734/3103	Optional - P.T.O.				<b>4343</b>		280 R	17
3.30 F - 3.30 V		Ch. 7772/0305 and 7773/0329 ->	Main Disc				<b>4227</b>		280 D	20
3.30 F - 3.30 V		Ch. 7772/0305 and 7773/0329 ->	P.T.O.				<b>4342</b>		250 R	17
3.30 F - 3.30 V		Ch. 7772/0305 and 7773/0329 ->	Optional - Main Disc				<b>4229</b>	<b>P010</b>	280 D	20 <b>5+5</b>
3.30 F - 3.30 V		Ch. 7772/0305 and 7773/0329 ->	Optional - P.T.O.				<b>4343</b>		280 R	17
3.30 SC		Ch. 7732/3060 and 7736/3061 ->	Main Disc				<b>4227</b>		280 D	20
3.30 SC		Ch. 7732/3060 and 7736/3061 ->	P.T.O.				<b>4342</b>		250 R	17
3.30 SC		Ch. 7732/3060 and 7736/3061 ->	Optional - Main Disc				<b>4229</b>	<b>P010</b>	280 D	20 <b>5+5</b>
3.30 SC		Ch. 7732/3060 and 7736/3061 ->	Optional - P.T.O.				<b>4343</b>		280 R	17
3.30 VC		Ch. 7730/3067 and 7734/3104 ->	Main Disc				<b>4227</b>		280 D	20
3.30 VC		Ch. 7730/3067 and 7734/3104 ->	P.T.O.				<b>4342</b>		250 R	17
3.30 VC		Ch. 7730/3067 and 7734/3104 ->	Optional - Main Disc				<b>4229</b>	<b>P010</b>	280 D	20 <b>5+5</b>
3.30 VC		Ch. 7730/3067 and 7734/3104 ->	Optional - P.T.O.				<b>4343</b>		280 R	17
3.50 F - 3.50 S/SC - 3.50 V/VC			for front P.T.O.			<b>8073</b>	<b>4437</b>		225 R	16 <b>4+4</b>
3.50 F - 3.50 V		Ch. -> 7774/0353 and 7775/0395	Main Disc				<b>4227</b>		280 D	20
3.50 F - 3.50 V		Ch. -> 7774/0353 and 7775/0395	P.T.O.				<b>4342</b>		250 R	17
3.50 F - 3.50 V		Ch. -> 7774/0353 and 7775/0395	Optional - Main Disc				<b>4229</b>	<b>P010</b>	280 D	20 <b>5+5</b>
3.50 F - 3.50 V		Ch. -> 7774/0353 and 7775/0395	Optional - P.T.O.				<b>4343</b>		280 R	17
3.50 S		Ch. -> 7780/0008 and 7781/0064	Main Disc				<b>4227</b>		280 D	20
3.50 S		Ch. -> 7780/0008 and 7781/0064	P.T.O.				<b>4342</b>		250 R	17
3.50 S		Ch. -> 7780/0008 and 7781/0064	Optional - Main Disc				<b>4229</b>	<b>P010</b>	280 D	20 <b>5+5</b>
3.50 S		Ch. -> 7780/0008 and 7781/0064	Optional - P.T.O.				<b>4343</b>		280 R	17
3.50 SC		Ch. -> 7740/3087 and 7744/3352	Main Disc				<b>4227</b>		280 D	20
3.50 SC		Ch. -> 7740/3087 and 7744/3352	P.T.O.				<b>4342</b>		250 R	17
3.50 SC		Ch. -> 7740/3087 and 7744/3352	Optional - Main Disc				<b>4229</b>	<b>P010</b>	280 D	20 <b>5+5</b>
3.50 SC		Ch. -> 7740/3087 and 7744/3352	Optional - P.T.O.				<b>4343</b>		280 R	17
3.50 VC		Ch. -> 7738/3124 and 7742/3138	Main Disc				<b>4227</b>		280 D	20
3.50 VC		Ch. -> 7738/3124 and 7742/3138	P.T.O.				<b>4342</b>		250 R	17
3.50 VC		Ch. -> 7738/3124 and 7742/3138	Optional - Main Disc				<b>4229</b>	<b>P010</b>	280 D	20 <b>5+5</b>
3.50 VC		Ch. -> 7738/3124 and 7742/3138	Optional - P.T.O.				<b>4343</b>		280 R	17
3.50 F - 3.50 V		Ch. 7774/0354 and 7775/0396 ->	Main Disc				<b>4227</b>		280 D	20
3.50 F - 3.50 V		Ch. 7774/0354 and 7775/0396 ->	P.T.O.				<b>4342</b>		250 R	17
3.50 F - 3.50 V		Ch. 7774/0354 and 7775/0396 ->	Optional - Main Disc				<b>4229</b>	<b>P010</b>	280 D	20 <b>5+5</b>
3.50 F - 3.50 V		Ch. 7774/0354 and 7775/0396 ->	Optional - P.T.O.				<b>4343</b>		280 R	17
3.50 S		Ch. 7780/0009 and 7781/0065 ->	Main Disc				<b>4227</b>		280 D	20
3.50 S		Ch. 7780/0009 and 7781/0065 ->	P.T.O.				<b>4342</b>		250 R	17
3.50 S		Ch. 7780/0009 and 7781/0065 ->	Optional - Main Disc				<b>4229</b>	<b>P010</b>	280 D	20 <b>5+5</b>
3.50 S		Ch. 7780/0009 and 7781/0065 ->	Optional - P.T.O.				<b>4343</b>		280 R	17
3.50 SC		Ch. 7740/3088 and 7744/3353 ->	Main Disc				<b>4227</b>		280 D	20
3.50 SC		Ch. 7740/3088 and 7744/3353 ->	P.T.O.				<b>4342</b>		250 R	17
3.50 SC		Ch. 7740/3088 and 7744/3353 ->	Optional - Main Disc				<b>4229</b>	<b>P010</b>	280 D	20 <b>5+5</b>
3.50 SC		Ch. 7740/3088 and 7744/3353 ->	Optional - P.T.O.				<b>4343</b>		280 R	17
3.50 VC		Ch. 7738/3125 and 7742/3139 ->	Main Disc				<b>4227</b>		280 D	20
3.50 VC		Ch. 7738/3125 and 7742/3139 ->	P.T.O.				<b>4342</b>		250 R	17
3.50 VC		Ch. 7738/3125 and 7742/3139 ->	Optional - Main Disc				<b>4229</b>	<b>P010</b>	280 D	20 <b>5+5</b>


  Description	 Engine	 Gearbox - Chassis	 Optional - P.T.O.	 Year	 Code kit	 Code	 Code	 Code	 Z	 Pads
3.50 VC		Ch. 7738/3125 and 7742/3139 >	Optional - P.T.O.				<b>4343</b>		280 R	17
3.60 SC - 3.60 VC			for front P.T.O.			<b>8073</b>	<b>4437</b>		225 R	16 <b>4+4</b>
3.60 SC		Ch. -> 7765/3128 and 7763/3491	Main Disc				<b>4227</b>		280 D	20
3.60 SC		Ch. -> 7765/3128 and 7763/3491	P.T.O.				<b>4342</b>		250 R	17
3.60 SC		Ch. -> 7765/3128 and 7763/3491	Optional - Main Disc				<b>4229</b>	<b>P010</b>	280 D	20 <b>5+5</b>
3.60 SC		Ch. -> 7765/3128 and 7763/3491	Optional - P.T.O.				<b>4343</b>		280 R	17
3.60 VC		Ch. -> 7764/3075 and 7766/3106	Main Disc				<b>4227</b>		280 D	20
3.60 VC		Ch. -> 7764/3075 and 7766/3106	P.T.O.				<b>4342</b>		250 R	17
3.60 VC		Ch. -> 7764/3075 and 7766/3106	Optional - Main Disc				<b>4229</b>	<b>P010</b>	280 D	20 <b>5+5</b>
3.60 VC		Ch. -> 7764/3075 and 7766/3106	Optional - P.T.O.				<b>4343</b>		280 R	17
3.60 SC		Ch. 7765/3129 and 7763/3492 >	Main Disc				<b>4227</b>		280 D	20
3.60 SC		Ch. 7765/3129 and 7763/3492 >	P.T.O.				<b>4342</b>		250 R	17
3.60 SC		Ch. 7765/3129 and 7763/3492 >	Optional - Main Disc				<b>4229</b>	<b>P010</b>	280 D	20 <b>5+5</b>
3.60 SC		Ch. 7765/3129 and 7763/3492 >	Optional - P.T.O.				<b>4343</b>		280 R	17
3.60 VC		Ch. 7764/3076 and 7766/3107 >	Main Disc				<b>4227</b>		280 D	20
3.60 VC		Ch. 7764/3076 and 7766/3107 >	P.T.O.				<b>4342</b>		250 R	17
3.60 VC		Ch. 7764/3076 and 7766/3107 >	Optional - Main Disc				<b>4229</b>	<b>P010</b>	280 D	20 <b>5+5</b>
3.60 VC		Ch. 7764/3076 and 7766/3107 >	Optional - P.T.O.				<b>4343</b>		280 R	17
3.65 SC - 3.65 VC			for front P.T.O.			<b>8073</b>	<b>4437</b>		225 R	16 <b>4+4</b>
3.65 SC		Chass. -> 7768/1122	Main Disc				<b>4227</b>		280 D	20
3.65 SC		Chass. -> 7768/1122	P.T.O.				<b>4342</b>		250 R	17
3.65 SC		Chass. -> 7768/1122	Optional - Main Disc				<b>4229</b>	<b>P010</b>	280 D	20 <b>5+5</b>
3.65 SC		Chass. -> 7768/1122	Optional - P.T.O.				<b>4343</b>		280 R	17
3.65 VC		Chass. -> 7767/0028	Main Disc				<b>4227</b>		280 D	20
3.65 VC		Chass. -> 7767/0028	P.T.O.				<b>4342</b>		250 R	17
3.65 VC		Chass. -> 7767/0028	Optional - Main Disc				<b>4229</b>	<b>P010</b>	280 D	20 <b>5+5</b>
3.65 VC		Chass. -> 7767/0028	Optional - P.T.O.				<b>4343</b>		280 R	17
3.65 SC		Chass. 7768/1123 >	Main Disc				<b>4227</b>		280 D	20
3.65 SC		Chass. 7768/1123 >	P.T.O.				<b>4342</b>		250 R	17
3.65 SC		Chass. 7768/1123 >	Optional - Main Disc				<b>4229</b>	<b>P010</b>	280 D	20 <b>5+5</b>
3.65 SC		Chass. 7768/1123 >	Optional - P.T.O.				<b>4343</b>		280 R	17
3.65 VC		Chass. 7767/0029 >	Main Disc				<b>4227</b>		280 D	20
3.65 VC		Chass. 7767/0029 >	P.T.O.				<b>4342</b>		250 R	17
3.65 VC		Chass. 7767/0029 >	Optional - Main Disc				<b>4229</b>	<b>P010</b>	280 D	20 <b>5+5</b>
3.65 VC		Chass. 7767/0029 >	Optional - P.T.O.				<b>4343</b>		280 R	17
3.70 F - 3.70 SC - 3.70 V/VC			for front P.T.O.			<b>8073</b>	<b>4437</b>		225 R	16 <b>4+4</b>
3.70 F - 3.70 V		Ch. -> 7776/0328 and 7777/0353	Main Disc				<b>4227</b>		280 D	20
3.70 F - 3.70 V		Ch. -> 7776/0328 and 7777/0353	P.T.O.				<b>4342</b>		250 R	17
3.70 F - 3.70 V		Ch. -> 7776/0328 and 7777/0353	Optional - Main Disc				<b>4229</b>	<b>P010</b>	280 D	20 <b>5+5</b>
3.70 F - 3.70 V		Ch. -> 7776/0328 and 7777/0353	Optional - P.T.O.				<b>4343</b>		280 R	17
3.70 F - 3.70 V		Ch. 7776/0329 and 7777/0354 >	Main Disc				<b>4227</b>		280 D	20
3.70 F - 3.70 V		Ch. 7776/0329 and 7777/0354 >	P.T.O.				<b>4342</b>		250 R	17
3.70 F - 3.70 V		Ch. 7776/0329 and 7777/0354 >	Optional - Main Disc				<b>4229</b>	<b>P010</b>	280 D	20 <b>5+5</b>
3.70 F - 3.70 V		Ch. 7776/0329 and 7777/0354 >	Optional - P.T.O.				<b>4343</b>		280 R	17
3.70 VC			Main Disc				<b>4227</b>		280 D	20
3.70 VC			P.T.O.				<b>4342</b>		250 R	17
3.70 VC			Optional - Main Disc				<b>4229</b>	<b>P010</b>	280 D	20 <b>5+5</b>
3.70 VC			Optional - P.T.O.				<b>4343</b>		280 R	17
3.70 SC - 3.70 VC			Main Disc				<b>4337</b>	<b>7744</b>	310 R	8
3.70 SC - 3.70 VC			P.T.O.				<b>4338</b>		280 R	10
3.80 SC - 3.90 SC - 3.90 VC			for front P.T.O.			<b>8073</b>	<b>4437</b>		225 R	16 <b>4+4</b>
3.80 SC			Main Disc				<b>4229</b>		280 D	20 <b>5+5</b>
3.80 SC			P.T.O.				<b>4343</b>		280 R	17
3.90 F		Ch. -> 7778/0322 and 7779/0386	Main Disc				<b>4229</b>		280 D	20 <b>5+5</b>
3.90 F		Ch. -> 7778/0322 and 7779/0386	P.T.O.				<b>4343</b>		280 R	17
3.90 S		Ch. -> 7782/0002 and 7783/0085	Main Disc				<b>4229</b>		280 D	20 <b>5+5</b>
3.90 S		Ch. -> 7782/0002 and 7783/0085	P.T.O.				<b>4343</b>		280 R	17
3.90 F		Ch. 7778/0323 and 7779/0387 >	Main Disc				<b>4229</b>		280 D	20 <b>5+5</b>












  Description	 Engine	 Gearbox - Chassis	 P.T.O.	 Year	 Code kit	 Code	 Code	 Code	 Z	 Pads	
3.90 F		Ch. 7778/0323 and 7779/0387 ->	P.T.O.				4343		280 R	17	
3.90 S		Ch. 7782/0003 and 7783/0086 ->	Main Disc				4229		280 D	20	5+5
3.90 S		Ch. 7782/0003 and 7783/0086 ->	P.T.O.				4343		280 R	17	
3.90 SC - 3.90 VC			Main Disc				4337	7744	310 R	8	
3.90 SC - 3.90 VC			P.T.O.				4338		280 R	10	
4.10 - 4.31			for front P.T.O.			8073	4437		225 R	16	4+4
4.10			Main Disc				4221		310 D	21	8+8
4.10			P.T.O.				4554		280 R	16	
4.10			Optional - P.T.O.				4556	P010	310 R	16	
4.17 H			Main Disc				4229		280 D	20	5+5
4.17 H			P.T.O.				4343		280 R	17	
4.30 - 4.31			Main Disc				4221		310 D	21	8+8
4.30 - 4.31			P.T.O.				4554		280 R	16	
4.30 - 4.31			Optional - P.T.O.				4556	P010	310 R	16	
4.47			Main Disc				4227		280 D	20	
4.47			P.T.O.				4342		250 R	17	
4.50 - 4.51			for front P.T.O.			8073	4437		225 R	16	4+4
4.50 - 4.51 - 4.57 H			Main Disc				4221		310 D	21	8+8
4.50 - 4.51 - 4.57 H			P.T.O.				4554		280 R	16	
4.50 - 4.51 - 4.57 H			Optional - P.T.O.				4556	P010	310 R	16	
4.68							4514		327 D	21	6+6
4.68		Powershift					4516		327 D	22	6+6
4.70			for front P.T.O.			8073	4437		225 R	16	4+4
4.70			Main Disc				4221		310 D	21	8+8
4.70			P.T.O.				4554		280 R	16	
4.70			Optional - P.T.O.				4556	P010	310 R	16	
4.78							4514		327 D	21	6+6
4.78		Powershift					4516		327 D	22	6+6
5.10			Main Disc				4337	7744	310 R	8	
5.10			P.T.O.				4338		280 R	10	
5.30 - 5.50 - 5.70 - 6.05			Main Disc				4221		310 D	21	8+8
5.30 - 5.50 - 5.70 - 6.05			P.T.O.				4554		280 R	16	
5.30 - 5.50 - 5.70 - 6.05			Optional - P.T.O.				4556	P010	310 R	16	
6.05		Powershift					4516		327 D	22	6+6
6.08							4514		327 D	21	6+6
6.08		Powershift					4516		327 D	22	6+6
6.10			Main Disc				4221		310 D	21	8+8
6.10			Optional - P.T.O.				4556		310 R	16	
6.10		Powershift	Ch. 7436/3117 and 7437/3790 ->				4550		310 D	22	6+6
6.10		Powershift	Ch. 7436/3117 and 7437/3790 ->				4550		310 D	22	6+6
6.28							4514		327 D	21	6+6
6.28		Powershift					4516		327 D	22	6+6
6.30			Main Disc				4221		310 D	21	8+8
6.30			Optional - P.T.O.				4556		310 R	16	
6.30		Powershift	Ch. 7438/3227 and 7437/3929 ->				4550		310 D	22	6+6
6.30		Powershift	Ch. 7438/3227 and 7437/3929 ->				4550		310 D	22	6+6
6.50			Ch. -> 7440/0113 and 7441/0743				4617		350 R	21	7+7
6.50			Ch. 7440/0114 and 7441/0744 ->				4551		310 D	21	6+6
6.50			Ch. 7440/0114 and 7441/0744 ->				4551		310 D	21	6+6
6.50		Powershift	Ch. -> 7440/0064 and 7441/0357						350	34	7+7
6.50		Powershift	Ch. 7440/0065-0113				4215		350 R	22	7+7
6.50		Powershift	Ch. 7441/0358-0743				4215		350 R	22	7+7
6.50		Powershift	Ch. 7440/0114 and 7441/0744 ->				4550		310 D	22	6+6
6.50		Powershift	Ch. 7440/0114 and 7441/0744 ->				4550		310 D	22	6+6
6.61			Main Disc				4551		310 D	21	6+6
6.61			P.T.O.				4551		310 D	21	6+6
6.61		Powershift	Main Disc				4550		310 D	22	6+6
6.61		Powershift	P.T.O.				4550		310 D	22	6+6

  Description	 Engine	 Gearbox - Chassis	 Year	 Code kit	 Code	 Code	 Code	 Z	 Pads	
7.10			> 82			<b>4521</b>		350 D	16	<b>7+7</b>
7.10			Main Disc	82 >		<b>4552</b>		310 D	16	<b>6+6</b>
7.10			P.T.O.	82 >		<b>4552</b>	<b>P010</b>	310 D	16	<b>6+6</b>
36 V			Main Disc			<b>4049</b>		225 R	18	
36 V			P.T.O.			<b>3736</b>		225 R	13	
80			for front P.T.O.			<b>8073</b>	<b>4437</b>	225 R	16	<b>4+4</b>
80			Main Disc			<b>4221</b>		310 D	21	<b>8+8</b>
80			P.T.O.			<b>4554</b>		280 R	16	
80			Optional - P.T.O.			<b>4556</b>	<b>P010</b>	310 R	16	
85		Ch. -> 7816/0289 and 7817/0083	Main Disc	> 82		<b>4662</b>		295	21	<b>7+7</b>
85		Ch. -> 7816/0289 and 7817/0083	P.T.O.	> 82		<b>4554</b>		280 R	16	
85		Ch. 7816/0290 and 7817/0084 ->	Main Disc	82 >		<b>4221</b>		310 D	21	<b>8+8</b>
85		Ch. 7816/0290 and 7817/0084 ->	P.T.O.	82 >		<b>4554</b>		280 R	16	
85		Ch. 7816/0290 and 7817/0084 ->	Optional - P.T.O.	82 >		<b>4556</b>	<b>P010</b>	310 R	16	
86			Main Disc			<b>4221</b>		310 D	21	<b>8+8</b>
86			P.T.O.			<b>4554</b>		280 R	16	
86			Optional - P.T.O.			<b>4556</b>	<b>P010</b>	310 R	16	
86			for front P.T.O.			<b>8073</b>	<b>4437</b>	225 R	16	<b>4+4</b>
90		Ch. -> 7818/0199 and 7819/0187	Main Disc			<b>4662</b>		295	21	<b>7+7</b>
90		Ch. -> 7818/0199 and 7819/0187	P.T.O.			<b>4554</b>		280 R	16	
90		Ch. 7818/0200 and 7819/0188 ->	Main Disc			<b>4221</b>		310 D	21	<b>8+8</b>
90		Ch. 7818/0200 and 7819/0188 ->	P.T.O.			<b>4554</b>		280 R	16	
90		Ch. 7818/0200 and 7819/0188 ->	Optional - P.T.O.			<b>4556</b>	<b>P010</b>	310 R	16	
92			Main Disc			<b>4221</b>		310 D	21	<b>8+8</b>
92			P.T.O.			<b>4554</b>		280 R	16	
92			Optional - P.T.O.			<b>4556</b>	<b>P010</b>	310 R	16	
92			for front P.T.O.			<b>8073</b>	<b>4437</b>	225 R	16	<b>4+4</b>
110 - 120			Main Disc			<b>4221</b>		310 D	21	<b>8+8</b>
110 - 120			P.T.O.			<b>4554</b>		280 R	16	
110 - 120			Optional - P.T.O.			<b>4556</b>	<b>P010</b>	310 R	16	
145								350	34	<b>7+7</b>
145						<b>4215</b>		350 R	22	<b>7+7</b>
145						<b>4521</b>		350 D	16	<b>7+7</b>
145			Main Disc			<b>4551</b>		310 D	21	<b>6+6</b>
145			P.T.O.			<b>4551</b>		310 D	21	<b>6+6</b>
145		Powershift	Main Disc			<b>4550</b>		310 D	22	<b>6+6</b>
145		Powershift	P.T.O.			<b>4550</b>		310 D	22	<b>6+6</b>
160						<b>4521</b>		350 D	16	<b>7+7</b>
160			Main Disc			<b>4552</b>		310 D	16	<b>6+6</b>
160			P.T.O.			<b>4552</b>	<b>P010</b>	310 D	16	<b>6+6</b>
<b>INTRAC</b>										
6.05 - 6.30 - 6.60			Main Disc			<b>4551</b>		310 D	21	<b>6+6</b>
6.05 - 6.30 - 6.60			P.T.O.			<b>4551</b>		310 D	21	<b>6+6</b>
6.05 - 6.30 - 6.60		Powershift	Main Disc			<b>4550</b>		310 D	22	<b>6+6</b>
6.05 - 6.30 - 6.60		Powershift	P.T.O.			<b>4550</b>		310 D	22	<b>6+6</b>
2002 - 2003 - 2004			Main Disc			<b>4227</b>		280 D	20	
2002 - 2003 - 2004			P.T.O.			<b>4342</b>		250 R	17	
2004			Main Disc			<b>4227</b>		280 D	20	
2004			P.T.O.			<b>4161</b>	<b>P010</b>	225 R	17	
<b>BRAKE DISC - Disco Freno</b>										
Several types			Brake Disc			<b>4150</b>		228 B	32	
Several types			Brake Disc			<b>4160</b>		228 B	36	




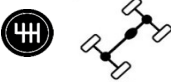



























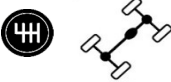









  Description	 Engine	 Gearbox - Chassis	 Year	 Code kit	 Code	 Code	 Code	 Z	 Pads
<b>DEXHEIMER</b>									
<b>AL Serie</b>									
232	MWM					1323		225 R	10
240						1323		225 R	10
240	MWM		Main Disc			3685		225 R	8
240 - 345 - 350 - 370						4712		250 R	10
345	MWM		Main Disc			3685	7752	225 R	8
350						3673		250 R	10
350			Main Disc			3685	7752	225 R	8
<b>DIECI FRATELLI</b>									
<b>CONCRETE MIXER</b>									
Autobetoniera DB 1000						0209		216 R	10
Autobetoniera 3000 - 4000		Gearbox HURT				1330		250 R	10
Autobetoniera DAB 1000		Gearbox HURT				1327		216 D	10
Autobetoniere 1500 - 2000		Gearbox "EME"				0948		250 R	10
Autobetoniere 1500 - 2000		Gearbox HURT				1330		250 R	10
Dumper 1500 GD 900					8700	1150		184 R	10
Dumper DP 900/800 DP 1200/900					8700	1150		184 R	10
Dumper GD 1200 1600 2000					8702	0209		216 R	10
Dumper GD 1200 1600 2000						4485		216 R	10
Dumper GD 1200 1600 2000						1327		216 D	10
Dumper GD 1200 1600 2000		Gearbox HURT				1089		216 R	10
Dumper P 600 L						1150		184 R	10
<b>DISALCAR</b>									
<b>TRANSPORTER</b>									
Transporter 20 HP						8700	1325	184 R	20
Transporter 30 HP						8702	0629	215 D	20
Transporter 30 HP						8702	3606	216 R	20
<b>DOUGLAS</b>									
<b>TRANSPORTER</b>									
DM 42 F	Perkins 6.354					1701		352 D	10
Taskmaster						0818		280 R	10
Taskmaster Turbo			67			1171		250 R	10
Transporten	Perkins R6	Type DM4x4				1109		302 R	10
<b>EATON</b>									
<b>VD / VDP 60-100N</b>									
VD / VDP 60-100N						0773		280 R	10
<b>VD / VDP / VG / VGP 20-30 F</b>									
VD / VDP / VG / VGP 20-30 F						0774		250 R	10
<b>VD / VDP / VG / VGP 30 FHD</b>									
VD / VDP / VG / VGP 30 FHD						0774		250 R	10
<b>VD / VDP / VG / VGP 40 F</b>									
VD / VDP / VG / VGP 40 F						0774		250 R	10
<b>VD / VDP / VG / VGP 50 F</b>									
VD / VDP / VG / VGP 50 F						0774		250 R	10
<b>VDP / VGP 30 SHD</b>									
VDP / VGP 30 SHD						0774		250 R	10
<b>VDP / VGP 40 S</b>									
VDP / VGP 40 S						0773		280 R	10
<b>VDP / VGP 50 S</b>									
VDP / VGP 50 S						0773		280 R	10
<b>EBRO Motor Iberica</b>									
<b>TRACTOR</b>									
6080						3895		352 R	16
EBRO 684						3924		325 R	10 6+6




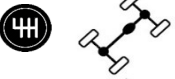







  Description	 Engine	 Gearbox - Chassis	 Year	 Code kit	 Code	 Code	 Code	 Z	 Pads
<b>BRAKE DISC - Disco Freno</b>									
EBRO Tractors			Brake Disc			1134		102 B	23
<b>EICHER</b>									
<b>BÜFFEL</b>									
74 (3553) - 74 A (3554)	P-A4.248		P.T.O.	73 -> 78		4345	7745	280 R	25
74 (3553) - 74 A (3554)	P-A4.248		Main Disc	73 -> 77		4346	7741	280 R	10
<b>EA Serie</b>									
400	E-EDK3		P.T.O.	63 -> 68		3685		225 R	8
400	E-EDK3		Main Disc	63 -> 68		4314		250 R	10
600	E-EDK4		P.T.O.	63 -> 69		3687		250 R	8
600	E-EDK4		Main Disc	63 -> 69		0839		280 R	10
<b>ED Serie</b>									
13	E-ED1e			56 -> 60		8705	4101	225 R	10
15 - 16/II - 25/II	E-ED1e			48 -> 60		8705	4312	225 R	10
26									
50 - 60						4427		310 R	10
115						8705	4312	225 R	10
31 - 500			P.T.O.			3687		250 R	8
31 - 500			Main Disc			0839		280 R	10
<b>EKL Serie</b>									
11/II	FIL 612					0863		180 R	10
15/II						8705	4312	225 R	10
<b>EL Serie</b>									
250 Z		4 Speed				3673	7744	250 R	10
<b>ELB Serie</b>									
340 - 360 - 424		4 Speed				4311	7744	250 R	10
340 - 360 - 424		4 Speed	Optional			3673		250 R	10
340 - 360 - 424		5 Speed				4311	7744	250 R	10
<b>ELK Serie</b>									
300						4311	7744	250 R	10
<b>EM Serie</b>									
200 - 235			P.T.O.			3685		225 R	8
235			Main Disc			4314		250 R	10
295					8705	4101		225 R	10
295			P.T.O.			3685		225 R	8
295			Main Disc			4314		250 R	10
300			P.T.O.	59 -> 68		3685		225 R	8
300			Main Disc	59 -> 68		4314		250 R	10
EM 500 - EM 600			P.T.O.			3687		250 R	8
EM 500 - EM 600			Main Disc			0839		280 R	10
<b>ES Serie</b>									
200 - 201 - 202 Mod. 3702						0862		180 R	10
400 Mod. 3701			P.T.O.			3685		225 R	8
400 Mod. 3701			Main Disc			4314		250 R	10
<b>ESA Serie</b>									
300						4311	7744	250 R	10
<b>ESB Serie</b>									
300						4311	7744	250 R	10
<b>EZ Serie</b>									
540 - 600		4 Speed				3673	7744	250 R	10
540 - 600		5 Speed				4311	7744	250 R	10





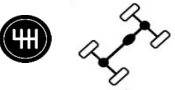








  Description	 Engine	 Gearbox - Chassis	 Year	 Code kit	 Code	 Code	 Code	 Code	 Z	 Pads
<b>G Serie</b>										
30 Mod. 3801 - 40 Mod. 3803			P.T.O.				<b>3685</b>		225 R	8
30 Mod. 3801 - 40 Mod. 3803			Main Disc				<b>4314</b>	<b>7746</b>	250 R	10
200							<b>0862</b>		180 R	10
220							<b>0828</b>		225 R	10
220			Optional				<b>0828</b>		225 R	10
300 Mod. 3805 - 400 Mod. 3806 - 4001 Mod. 3806			P.T.O.				<b>3685</b>		225 R	8
300 Mod. 3805 - 400 Mod. 3806 - 4001 Mod. 3806			Main Disc				<b>4314</b>	<b>7746</b>	250 R	10
<b>LH Serie</b>										
12/1							<b>4589</b>		160 R	10
<b>L Serie</b>										
22	F2L 612						<b>0822</b>		200 R	10
28			P.T.O.				<b>3685</b>		225 R	8
28			Main Disc				<b>4314</b>		250 R	10
60							<b>4427</b>		310 R	10
400 - 424		5 Speed					<b>4311</b>	<b>7744</b>	250 R	10
<b>M Serie</b>										
70 D6FL							<b>1955</b>		250 D	10
80 D/7/8							<b>1955</b>		250 D	10
<b>MAMMUT</b>										
120T			Main Disc				<b>1416</b>	<b>7741</b>	330 R	16 <b>6+6</b>
120T			P.T.O.				<b>1214</b>	<b>7745</b>	330 R	11
<b>MAMMUT I</b>										
Mod. 3423	48 kW		P.T.O.	-> 73			<b>0839</b>	<b>7745</b>	280 R	10
Mod. 3423	48 kW		Main Disc	-> 73			<b>4346</b>	<b>7741</b>	280 R	10
Mod. 3423	48 kW		P.T.O.	73 ->			<b>4345</b>	<b>7745</b>	280 R	25
Mod. 3423	48 kW		Main Disc	73 ->			<b>4346</b>	<b>7741</b>	280 R	10
<b>MAMMUT II</b>										
Mod. 3551	55 kW		Main Disc	-> 73			<b>4346</b>	<b>7745</b>	280 R	10
Mod. 3551	55 kW		P.T.O.	73 ->			<b>4345</b>	<b>7745</b>	280 R	25
Mod. 3551	55 kW		Main Disc	73 ->			<b>4346</b>	<b>7741</b>	280 R	10
<b>TIGER</b>										
Tiger I - 3008				68 -> 71			<b>4313</b>		250 R	10
Tiger II - 3009				68 -> 71			<b>4313</b>		250 R	10
<b>STATIONMOTOR</b>										
STATIONSMOTOR	2 cyl.						<b>6260</b>		280 R	10
<b>WOTAN</b>										
Mod. 3066 - 3085 - 3655 - 3656			P.T.O.				<b>4345</b>	<b>7745</b>	280 R	25
Mod. 3066 - 3085 - 3655 - 3656			Main Disc				<b>4346</b>	<b>7741</b>	280 R	10
<b>WOTAN I</b>										
Mod. 3017 - 3018	E-EDK-6		Main Disc	68 -> 71					310	22
Mod. 3017 - 3018	E-EDK-6		P.T.O.	68 -> 71			<b>3672</b>		310 R	15
Mod. 3024 - 3026 - 3108 - 3133							<b>3675</b>		350 R	23
<b>WOTAN II</b>										
Mod. 3013 - 1314	E-EDK-6		Main Disc	68 -> 71						
Mod. 3014	E-EDK-6		P.T.O.	68 -> 76			<b>3672</b>		310 R	15
<b>300ER Serie</b>										
364	26 kW		Main Disc	00 ->					280	8 <b>4+4</b>
364	26 kW		P.T.O.	00 ->					280	21
365 S			P.T.O.				<b>3628</b>	<b>7745</b>	280 R	8
365 S			Main Disc				<b>0839</b>	<b>7745</b>	280 R	10
<b>400ER Serie</b>										
485	38 kW		Main Disc	00 ->					280	8 <b>4+4</b>
485	38 kW		P.T.O.	00 ->					280	21
<b>500ER Serie</b>										
565 S Mod. 3727 - 566 AS Mod. 3726 S			P.T.O.				<b>3628</b>	<b>7745</b>	280 R	8
565 S Mod. 3727 - 566 AS Mod. 3726 S			Main Disc				<b>0839</b>	<b>7745</b>	280 R	10
586			P.T.O.	00 ->					280	8 <b>3+3</b>

 										
Description	Engine	Gearbox - Chassis		Year	Code kit	Code	Code	Code	Z	Pads
<b>600ER Serie</b>										
635 - 642 - 645 - 648			P.T.O.				<b>3687</b>	<b>7747</b>	250 R	8
635 - 642 - 645 - 648			Main Disc				<b>4313</b>	<b>7752</b>	250 R	10
656 S - 666 AS			P.T.O.				<b>3628</b>	<b>7745</b>	280 R	8
656 S - 666 AS			Main Disc				<b>0839</b>	<b>7745</b>	280 R	10
<b>3000ER Serie</b>										
3055			P.T.O.				<b>3687</b>		250 R	8
3055			P.T.O.				<b>4313</b>		250 R	10
3088			Main Disc				<b>4171</b>		310 R	24
3105							<b>4348</b>		330 R	22
3125							<b>4242</b>		350 R	23
3145							<b>4242</b>		350 R	23
3351							<b>1330</b>		250 R	10
3941							<b>0366</b>		180 R	24
3007 - 3008 - 3009 - 3010			P.T.O.				<b>3687</b>	<b>7752</b>	250 R	8
3007 - 3008 - 3009 - 3010			Main Disc				<b>4313</b>	<b>7747</b>	250 R	10
3011 - 3012			P.T.O.				<b>3628</b>		280 R	8
3011 - 3012			Main Disc						280 R	10
3015 - 3016			P.T.O.				<b>3687</b>	<b>7752</b>	250 R	8
3015 - 3016			Main Disc				<b>4313</b>	<b>7747</b>	250 R	10
3021 - 3022 - 3023							<b>4348</b>		330 R	22
3028 - 3030			Main Disc				<b>4242</b>		350 R	23
3048 S - 3048 SA - 3056 S - 3056 SA - 3357	E-EDL3		P.T.O.	82 -> 90			<b>3474</b>	<b>7745</b>	280 R	25
3048 S - 3048 SA - 3056 S - 3056 SA - 3357	E-EDL3		Main Disc	82 -> 90			<b>1330</b>	<b>7741</b>	250 R	10
3066 Mod. 3557/3558 - 3075S Mod. 3557/3558 - 3088S/AS			P.T.O.	-> 83			<b>4345</b>	<b>7745</b>	280 R	25
3066 Mod. 3557/3558 - 3075S Mod. 3557/3558 - 3088S/AS			Main Disc	-> 83			<b>4346</b>	<b>7741</b>	280 R	10
3075 S Mod. 3557/3558 - 3085 - 3088 S/AS			P.T.O.	84 ->			<b>4345</b>	<b>7745</b>	280 R	25
3075 S Mod. 3557/3558 - 3085 - 3088 S/AS			Main Disc	84 ->			<b>4347</b>	<b>7741</b>	280 R	10
3151 - 3251							<b>1330</b>		250 R	10
3253 - 3254 - 3255 - 3256 - 3257 - 3258			P.T.O.				<b>3474</b>	<b>7745</b>	280 R	25
3253 - 3254 - 3255 - 3256 - 3257 - 3258			Main Disc				<b>1330</b>	<b>7741</b>	250 R	10
3353 - 3354 - 3355 - 3356 - 3358 AS - 3448 A/AS			P.T.O.				<b>3474</b>	<b>7745</b>	280 R	25
3353 - 3354 - 3355 - 3356 - 3358 AS - 3448 A/AS			Main Disc				<b>1330</b>	<b>7741</b>	250 R	10
3422 AS			P.T.O.				<b>3628</b>		280 R	8
3422 AS			Main Disc						280 R	10
3422 S - 3453 - 3457 - 3458			P.T.O.				<b>4345</b>	<b>7745</b>	280 R	25
3422 S - 3453 - 3457 - 3458			Main Disc				<b>4346</b>	<b>7741</b>	280 R	10
3553 - 3555 - 3556 - 3557 - 3558			P.T.O.				<b>4345</b>	<b>7745</b>	280 R	25
3553 - 3555 - 3556 - 3557 - 3558			Main Disc				<b>4346</b>	<b>7741</b>	280 R	10
3655 - 3656 - 3657 - 3658 - 3660			P.T.O.				<b>4345</b>	<b>7745</b>	280 R	25
3655 - 3656 - 3657 - 3658 - 3660			Main Disc				<b>4346</b>	<b>7741</b>	280 R	10
3705 - 3706							<b>0828</b>		225 R	10
3705 - 3706			Optional				<b>0828</b>		225 R	10
3007/8/9 - 3010/15/16 - 3055			P.T.O.				<b>3687</b>	<b>7747</b>	250 R	8
3007/8/9 - 3010/15/16 - 3055			Main Disc				<b>4313</b>	<b>7752</b>	250 R	10
3713 - 3714 - 3755 - 3756							<b>0828</b>		225 R	10
3713 - 3714 - 3755 - 3756			Optional				<b>0828</b>		225 R	10
3757 - 3758 - 3759 - 3760/61/62/63/64/65/66							<b>4313</b>		250 R	10
3767 - 3768			P.T.O.				<b>3628</b>	<b>7745</b>	280 R	8
3767 - 3768			Main Disc				<b>0839</b>	<b>7741</b>	280 R	10
3951 - 3952 - 3955							<b>4536</b>		180 R	10
<b>4000ER Serie</b>										
4072			P.T.O.	78 -> 82			<b>4345</b>	<b>7745</b>	280 R	25
4072			Main Disc	78 -> 82			<b>4346</b>	<b>7741</b>	280 R	10
<b>5000ER Serie</b>										
5510			P.T.O.	00 ->					280	18
5510			Main Disc	00 ->					280	22

 											
Description	Engine	Gearbox - Chassis		Year	Code kit	Code	Code	Code	Code	Code	Code
<b>6000ER Serie</b>											
6100	49 kW		P.T.O.	00 ->					280	18	3+3
6100	49 kW		Main Disc	00 ->					280	22	4+4
<b>EME</b>											
<b>REDUCER &amp; GEARBOX</b>											
Riduttore e cambi velocità D65							0812		184 R	10	
Riduttore e cambi velocità D67							0209		216 R	10	
Riduttore e cambi velocità D68 10"							1332		250 R	10	
Riduttore e cambi velocità D68 10"		Albero in uscita 1 3/8"					0308		250 R	10	
Riduttore e cambi velocità D68 11"							0931		280 R	10	
<b>EPPLER BUXBAUM</b>											
<b>EM</b>											
2 S							0366		180 R	24	
840							0432		200 R	24	
940 - 1000							0828		225 R	10	
<b>2..</b>											
210 - 211							0366		180 R	24	
250							0432		200 R	24	
<b>ERNEST DOE</b>											
<b>TRACTOR</b>											
130 Tractor		4 Wheel drive		65			0922		325 R	25	
Fitted Fordson Conversion				59 -> 60			0805		325 R	10	
<b>ERREPI</b>											
<b>TRACTOR</b>											
Errepi						8006	4186		160 D	20	
Errepi							4187		170 D	20	
<b>ESSLINGEN</b>											
<b>TRACTOR</b>											
BF 3 - DF 3							0366		181 R	24	
DG 1 - DG 1 5/2 - DG2 - DG2/5 - DZ 8 - DZ 10	Diesel			-> 57			3044		200 R	10	
DG 1 - DG 5 - DGE - DG 8/5 - DG 3				54			0822		200 R	10	
DG 3/5							4034		250 R	10	
<b>EUCLID ( TEREX )</b>											
<b>TRACTOR</b>											
FD 2/5/6/14/19/20/22/24/25/27/28							0836		380 R	10	
FD 31/34/35/36/37/38/48/49/79							0836		380 R	10	
FD 80 81	CUM HR600						0705		380 R	10	
FDT 4/8/9/13/14/16/17/18/19/20							0836		380 R	10	
FDT 21/23/24/25/31/34/42/43							0836		380 R	10	
IUD - UDT	Buda 6DC844			46 -> 65			0836		380 R	10	
UD 2 - UDT 3 - S7	GM4 - 71						0836		380 R	10	
<b>EUROCOSMEC</b>											
<b>CRANE</b>											
Autogru 15 Ql.	Perkins 408					8343	0308		250 R	10	
Autogru 20 - 25 - 30 - 35 Ql.	Perkins 352					8331	0225		278 D	10	
Autogru 40 - 50 - 60 Ql.	Perkins 4236						0734		302 D	10	
<b>FAHR</b>											
<b>A2 Serie</b>											
L 514							4311		250 R	10	
M 313							4312		225 R	10	

  Description	 Engine	 Gearbox - Chassis	 Year	 Code kit	 Code	 Code	 Code	 Z	 Pads
<b>D Serie</b>									
12N						0822		200 R	10
15						0863		180 R	10
15						0822		200 R	10
17N - 22P						0822		200 R	10
25					8705	4312		225 R	10
25						4312	P010	225 R	10
28		Chass. 20001 ->				4311		250 R	10
28U - 30L						4311		250 R	10
45L						3039	P010	280 R	10
60L						1006	P010	310 R	10
66 - 88						0862		180 R	10
90						0822		200 R	10
90H - 130 - 130H - 131L - 131W						0822		200 R	10
133N - 133T						3841		200 R	8
160H						0822		200 R	10
177						3841		200 R	8
180H - 181						0822		200 R	10
270H				P.T.O.		3685	7746	225 R	8
270H				Main Disc		1004	P010	250 R	10
400A - 400B - 400C						3039	P010	280 R	10
<b>F Serie</b>									
1L 310						4512		181 R	10
1L 514						1209		200 R	10
2L 310						4512		181 R	10
2L 514						4311		250 R	10
2L 514				Main Disc		1004		250 R	10
2L 514				P.T.O.		0901		228 R	8
2L 612						1209		200 R	10
2L 612						1209		200 R	10
2L 912						4311		250 R	10
2M 414						4101		225 R	10
2M 414					8705	4312		225 R	10
3L 514						1006		310 R	10
3L 812 - 3L 912						4311		250 R	10
<b>HG Serie</b>									
25 UG						4311		250 R	10
<b>M Serie</b>									
60 - 66 - 66S						0822		200 R	10
88 - 88S		Chass. -> 1403				0822		200 R	10
88 - 88S		Chass. 1404 ->				0828		225 R	10
88 - 88S		Chass. 1404 ->		Optional		0828	P010	225 R	10
600						0822		200 R	10
660						4198		225 R	10
750						0822		200 R	10
770						4198		225 R	10
900						4198		225 R	10
922						4198		225 R	10
922						4530		240 R	16
980						4530		240 R	16
1000						3037	7744	280 R	10
1002						4198		225 R	10
1002/26 - 1080						4530		240 R	16
1102						3037		280 R	10
1200						3037	7744	280 R	10
1202						3037		280 R	10
1300						3037	7744	280 R	10
1300						4198		225 R	10




























 Description		 Engine	 Gearbox - Chassis		 Year	 Code kit	 Code	 Code	 Code	 Z	 Pads
1320								3037		280 R	10
1322								3037		280 R	10
1322								4647		330 R	10
1600								4198		225 R	10
2385								4649		250 R	16
2480 - 2580 - 2680								3037		280 R	10
2780								4647		330 R	10
3570								3035		310 R	10
3580								4647		330 R	10
1DA								0822		200 R	10
2DA								0822		200 R	10
2DN										201	11
<b>FARNY &amp; WEIDMANN</b>											
<b>A - V</b>											
Varimot 10 PS								1209		200 R	10
Varimot - Concrete mixer								0366		180 R	24
R - P - S										151 C	10




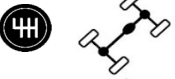














**Fendt** is a German manufacturer of agricultural tractors and machines, manufacturing and marketing a full line of tractors, combine harvesters and balers. It is part of the AGCO Corporation. It was founded in 1930 by Xaver Fendt and purchased by AGCO in 1997.











Fendt is considered a premium brand within the AGCO Group and, with a development budget of around € 62 million in 2013, is a global driver of innovation in the agricultural equipment industry. The product range includes tractors, forage harvesters, combine harvesters, rakes, tedders, mowers and balers.












  Description	 Engine	  Gearbox - Chassis	 P.T.O.	 Year	 Code kit	 Code	 Code	 Code	 Z	 Pads
<b>FENDT</b>										
<b>AGROBIL</b>										
AGROBIL S			P.T.O.			<b>0746</b>	<b>7745</b>	250 R	20	
AGROBIL S			Main Disc			<b>1369</b>	<b>7741</b>	250 R	10	
AGROBIL S			Optional - Main Disc			<b>4190</b>		250 R	10	<b>6+6</b>
AGROBIL S			P.T.O.			<b>1148</b>	<b>7745</b>	280 R	20	
AGROBIL S			Main Disc			<b>4443</b>	<b>7741</b>	280 R	10	
<b>FARMER</b>										
I		Chass. FW237 ->				<b>8705</b>	<b>4312</b>	230 R	10	
I E							<b>0828</b>	225 R	10	
I E							<b>0828</b>	225 R	10	
I E			P.T.O.				<b>3841</b>	200	8	
I E			Main Disc				<b>0989</b>	228 R	10	
2 / D / DE / E			P.T.O.				<b>3685</b>	230 R	8	
2 / D / DE / E			Main Disc				<b>4314</b>	250 R	10	
2 S - 3 S - 4 S							<b>4190</b>	250 R	10	<b>6+6</b>
2 S - 3 S - 4 S			Optional				<b>1369</b>	250 R	10	
5 S		Chass. -> 268/13617		72 ->			<b>1369</b>	250 R	10	
5 S		Chass. 268/13618 ->					<b>4190</b>	250 R	10	<b>6+6</b>
101 / S							<b>4190</b>	250 R	10	<b>6+6</b>
101 / S			Optional				<b>1369</b>	250 R	10	
102 / S		Chass. -> 135/9855					<b>1369</b>	250 R	10	
102 / S		Chass. 135/9856 ->					<b>1369</b>	250 R	10	
103 LS / S		Ch. 138/11401 -> 138/18763		78 ->			<b>4190</b>	250 R	10	<b>6+6</b>
103 LS / S		Chass. 138/18764 ->		78 ->			<b>4190</b>	250 R	10	<b>6+6</b>
103 S			P.T.O.	78 ->			<b>0746</b>	<b>7745</b>	250 R	20
103 S			Main Disc	78 ->			<b>1369</b>	<b>7741</b>	250 R	10
104 LS / S		Ch. 238/20701 -> 238/224078					<b>1369</b>	250 R	10	
104 LS / S		Chass. 238/24079 ->					<b>1369</b>	250 R	10	
105 LS / S		Ch. 258/10601 -> 258/17156					<b>1369</b>	250 R	10	
105LS / S		Chass. 258/17157 ->					<b>1369</b>	250 R	10	
106 LS / S		Chass. -> 268/13617					<b>1369</b>	250 R	10	
106 LS / S		Chass. 268/13618 ->					<b>1369</b>	250 R	10	
108 LS / S				75 ->			<b>1369</b>	250 R	10	
200 LS / S			P.T.O.				<b>0746</b>	<b>7745</b>	250 R	20
200 LS / S			Main Disc				<b>1369</b>	<b>7741</b>	250 R	10
200 V		Chass. -> 145/1405	P.T.O.				<b>0746</b>	<b>7745</b>	250 R	20
200 V		Chass. -> 145/1405	Main Disc				<b>1369</b>	<b>7741</b>	250 R	10
200 V		Chass. 145/1406 ->	P.T.O.				<b>0746</b>	<b>7745</b>	250 R	20
200 V		Chass. 145/1406 ->	Main Disc				<b>4367</b>	<b>7741</b>	250 D	10
201 S - 203 P - 203 P II			P.T.O.				<b>0746</b>	<b>7745</b>	250 R	20
201 S - 203 P - 203 P II			Main Disc				<b>4367</b>	<b>7741</b>	250 D	10
203 V-II		Chass. -> 155/1362	P.T.O.				<b>0746</b>	<b>7745</b>	250 R	20
203 V-II		Chass. -> 155/1362	Main Disc				<b>1369</b>	<b>7741</b>	250 R	10
203 V-II		Chass. 155/1363 ->	P.T.O.				<b>0746</b>	<b>7745</b>	250 R	20
203 V-II		Chass. 155/1363 ->	Main Disc				<b>4367</b>	<b>7741</b>	250 D	10
204 P		Chass. 166 ->	P.T.O.	81 ->			<b>1148</b>	<b>7745</b>	280 R	20
204 P		Chass. 166 ->	Main Disc	81 ->			<b>4291</b>	<b>7741</b>	302 R	10
204 V		Chass. 167 ->	P.T.O.	82 ->			<b>1148</b>	<b>7745</b>	280 R	20
204 V		Chass. 167 ->	Main Disc	82 ->			<b>4291</b>	<b>7741</b>	302 R	10
205 P			P.T.O.	83 ->			<b>0746</b>	<b>7745</b>	250 R	20
205 P			Main Disc	83 ->			<b>1369</b>	<b>7741</b>	250 R	10
205 P			P.T.O.	83 ->			<b>1148</b>	<b>7745</b>	280 R	20
205 P			Main Disc	83 ->			<b>4291</b>	<b>7741</b>	302 R	10
240 S		Chass. 294/0001 ->	P.T.O.				<b>0746</b>	<b>7745</b>	250 R	20
240 S		Chass. 294/0001 ->	Main Disc				<b>4367</b>	<b>7741</b>	250 D	10
250 S		Chass. 295/0001 ->	P.T.O.	89 ->			<b>0746</b>	<b>7745</b>	250 R	20
250 S		Chass. 295/0001 ->	Main Disc	89 ->			<b>4367</b>	<b>7741</b>	250 D	10

  Description	 Engine	 Gearbox - Chassis	 P.T.O.	 Year	 Code kit	 Code	 Code	 Code	 Z	 Pads	
250 V	38 kW	Chass. 205/0001 ->	P.T.O.	89 ->			<b>0746</b>	<b>7745</b>	250 R	20	
250 V	38 kW	Chass. 205/0001 ->	Main Disc	89 ->			<b>4367</b>	<b>7741</b>	250 D	10	
260 P		Chass. -> 246/0260	P.T.O.				<b>0746</b>	<b>7745</b>	250 R	20	
260 P		Chass. -> 246/0260	Main Disc				<b>4367</b>	<b>7741</b>	250 D	10	
260 P		Chass. 246/0261 ->	P.T.O.				<b>1148</b>	<b>7745</b>	280 R	20	
260 P		Chass. 246/0261 ->	Main Disc				<b>4291</b>	<b>7741</b>	302 R	10	
260 S	44 kW	Chass. -> 296/1249	P.T.O.				<b>0746</b>	<b>7745</b>	250 R	20	
260 S	44 kW	Chass. -> 296/1249	Main Disc				<b>4367</b>	<b>7741</b>	250 D	10	
260 S	44 kW	Chass. 296/1250 ->	P.T.O.				<b>1148</b>	<b>7745</b>	280 R	20	
260 S	44 kW	Chass. 296/1250 ->	Main Disc				<b>4291</b>	<b>7741</b>	302 R	10	
260 V		Chass. -> 206/0875	P.T.O.				<b>0746</b>	<b>7745</b>	250 R	20	
260 V		Chass. -> 206/0875	Main Disc				<b>4367</b>	<b>7741</b>	250 D	10	
260 V	44 kW	Chass. 206/0876 ->	P.T.O.				<b>1148</b>	<b>7745</b>	280 R	20	
260 V	44 kW	Chass. 206/0876 ->	Main Disc				<b>4291</b>	<b>7741</b>	302 R	10	
270 P		Chass. -> 297/4169	P.T.O.	89 ->			<b>1148</b>	<b>7745</b>	280 R	20	
270 P		Chass. -> 297/4169	Main Disc	89 ->			<b>4291</b>	<b>7741</b>	302 R	10	
270 P		Chass. 297/4170 ->	P.T.O.	89 ->			<b>1148</b>	<b>7745</b>	280 R	20	
270 P		Chass. 297/4170 ->	Main Disc	89 ->			<b>4291</b>	<b>7741</b>	302 R	10	
270 V		Chass. 207/0001 ->	P.T.O.	88 ->			<b>1148</b>	<b>7745</b>	280 R	20	
270 V		Chass. 207/0001 ->	Main Disc	88 ->			<b>4291</b>	<b>7741</b>	302 R	10	
275 S		Chass. 297/0001 ->	P.T.O.	88 ->			<b>1148</b>	<b>7745</b>	280 R	20	
275 S		Chass. 297/0001 ->	Main Disc	88 ->			<b>4291</b>	<b>7741</b>	302 R	10	
275 V		Ch. 208/0001 -> 208/0300	P.T.O.				<b>1148</b>	<b>7745</b>	280 R	20	
275 V		Ch. 208/0001 -> 208/0300	Main Disc				<b>4291</b>	<b>7741</b>	302 R	10	
280 P		Chass. 248/0001 ->	P.T.O.				<b>1148</b>	<b>7745</b>	280 R	20	
280 P		Chass. 248/0001 ->	Main Disc				<b>4291</b>	<b>7741</b>	302 R	10	
280 P		Chass. 248/0001 ->	P.T.O.				<b>1148</b>	<b>7745</b>	280 R	20	
280 P		Chass. 248/0001 ->	Main Disc				<b>4291</b>	<b>7741</b>	302 R	10	
280 S		Chass. 297/7001 ->	P.T.O.				<b>1148</b>	<b>7745</b>	280 R	20	
280 S		Chass. 297/7001 ->	Main Disc				<b>4291</b>		302 R	10	
280 V		Chass. 208/7001 ->	Main Disc				<b>4291</b>		302 R	10	
280 V		Chass. 208/7001 ->	P.T.O.				<b>1148</b>		280 R	20	
303		Chass. 158					<b>4111</b>		320 R	10	
303		Chass. 158	Optional				<b>4600</b>	<b>P011</b>	330 R	10	
304 / LS / S		Chass. 258					<b>4111</b>		320 R	10	
304 / LS / S		Chass. 258	Optional				<b>4600</b>	<b>P011</b>	330 R	10	
305 / LS / S		Chass. 162		85 ->			<b>4111</b>		320 R	10	
305 / LS / S		Chass. 162	Optional	85 ->			<b>4600</b>	<b>P011</b>	330 R	10	
305 / LS / S		Chass. 258		85 ->			<b>4111</b>		320 R	10	
306 / S		Chass. 168					<b>4111</b>		320 R	10	
306 / S		Chass. 168	Optional				<b>4600</b>	<b>P011</b>	330 R	10	
307C			P.T.O.						330	22	<b>5+5</b>
307C			Main Disc				<b>4588</b>	<b>7745</b>	330 R	10	<b>7+7</b>
307 / LS / LSA		Chass. 175					<b>4111</b>		320 R	10	
307 / LS / LSA		Chass. 175	Optional				<b>4600</b>	<b>P011</b>	330 R	10	
308 C			P.T.O.						330	22	<b>5+5</b>
308 C			Main Disc				<b>4588</b>	<b>7745</b>	330 R	10	<b>7+7</b>
308 / LS / S				81 ->			<b>4111</b>		320 R	10	
308 / LS / S			Optional	81 ->			<b>4600</b>	<b>P011</b>	330 R	10	
309 C			P.T.O.						330	22	<b>5+5</b>
309 C			Main Disc				<b>4588</b>	<b>7745</b>	330 R	10	<b>7+7</b>
309 / LS / S				81 ->			<b>4111</b>		320 R	10	
309 / LS / S			Optional	81 ->			<b>4600</b>	<b>P011</b>	330 R	10	
310 / LS / LSA		Chass. 192					<b>4111</b>		320 R	10	
310 / LS / LSA		Chass. 192	Optional				<b>4600</b>	<b>P011</b>	330 R	10	
311 / LS / LSA		Chass. 198		85 ->			<b>4111</b>		320 R	10	
311 / LS / LSA		Chass. 198	Optional	85 ->			<b>4600</b>	<b>P011</b>	330 R	10	
312 / LS / LSA		Chass. 199	Optional				<b>4600</b>		330 R	10	













  Description	 Engine	 Gearbox - Chassis	 Year	 Code kit	 Code	 Code	 Code	 Z	 Pads
<b>FAVORIT</b>									
1 - 2 - 3		Chass. FW150/11	P.T.O.			<b>3687</b>		250 R	8
1 - 2 - 3		Chass. FW150/11	Main Disc			<b>0839</b>		280 R	10
3S	44 kW		P.T.O.	67 ->		<b>3770</b>	<b>7745</b>	280 R	8
3S	44 kW		Main Disc	67 ->		<b>0839</b>	<b>7741</b>	280 R	10
4S				68 ->		<b>1370</b>		310 R	22
511 C	85 kW					<b>4600</b>		330 R	10
600 LS		Chass. 280				<b>4193</b>		310 R	10
610 LS		Chass. -> 281/1264				<b>1370</b>		310 R	22
610 LS		Chass. 281/1265 ->				<b>4193</b>		310 R	10
611 LS	75 kW	Chass. -> 282/0754				<b>1370</b>		310 R	22
611 LS	75 kW	Chass. 282/0755 ->				<b>4191</b>		350 R	22
611 LS		Chass. 382				<b>4652</b>		360 R	22
612 LS		Chass. 283				<b>4191</b>		350 R	22
612 LS		Chass. 383				<b>4652</b>		360 R	22
614 LS		Chass. 284				<b>4191</b>		350 R	22
614 LS		Chass. 384				<b>3621</b>		350 R	22
615 LS		Chass. 285				<b>4191</b>		350 R	22
615 LS		Chass. -> 385/0152				<b>4652</b>		360 R	22
<b>FIX</b>									
2						<b>3682</b>	<b>7753</b>	200 R	10
2E						<b>0828</b>		225 R	10
2E						<b>0828</b>		225 R	10
<b>F Serie</b>									
12 GT - 12 HG - 12 HL						<b>0863</b>		180 R	10
15 GT - 15 HG - 15 HL									
17 L - 17 W				56 ->		<b>1209</b>		200 R	10
18F									
20 G6 - 20 H6 - 24 L - 24 L1 - 24 W - 24 W1									
28 P					<b>8705</b>	<b>4312</b>		230 R	10
220 - 220/1			P.T.O.						8
220 - 220/1			Main Disc						10
<b>FL Serie</b>									
114						<b>0863</b>		180 R	10
116						<b>0822</b>		200 R	10
120 - 131						<b>0828</b>		225 R	10
120 - 131						<b>0828</b>		225 R	10
236						<b>1209</b>		200 R	10
237					<b>8705</b>	<b>4312</b>		225 R	10
<b>FW Serie</b>									
243 - 243 U			P.T.O.			<b>3685</b>		225 R	8
243 - 243 U			Main Disc			<b>0988</b>		250 R	10
<b>TOOL CARRIER</b>									
115 GT - 220 GT						<b>0822</b>		200 R	10
250 GT		Chass. 250/1973 ->	P.T.O.			<b>0746</b>	<b>7745</b>	250 R	20
250 GT		Chass. 250/1973 ->	Main Disc			<b>1369</b>	<b>7741</b>	250 R	10
250 GT		Chass. 250/1973 ->	Optional - Main Disc			<b>4190</b>		250 R	<b>6+6</b>
255 GT		Chass. -> 255/0135	P.T.O.			<b>1148</b>	<b>7745</b>	280 R	20
255 GT		Chass. -> 255/0135	Main Disc			<b>4443</b>	<b>7741</b>	280 R	10
255 GT		Chass. 255/0136 ->	P.T.O.			<b>1148</b>	<b>7745</b>	280 R	20
255 GT		Chass. 255/0136 ->	Main Disc			<b>4291</b>	<b>7741</b>	302 R	10
275 GT			P.T.O.	89 ->		<b>1148</b>	<b>7745</b>	280 R	20
275 GT			Main Disc	89 ->		<b>4291</b>	<b>7741</b>	302 R	10
275 GT/ GTII		Chass. -> 275/0539	P.T.O.			<b>1148</b>	<b>7745</b>	280 R	20
275 GT/ GTII		Chass. -> 275/0539	Main Disc			<b>4443</b>	<b>7741</b>	280 R	10
275 GT/ GTII		Chass. 275/0540 ->	P.T.O.			<b>1148</b>	<b>7745</b>	280 R	20
275 GT/ GTII		Chass. 275/0540 ->	Main Disc			<b>4291</b>	<b>7741</b>	302 R	10
345 GT		Ch. 345/0001 -> 345/0984	P.T.O.			<b>0746</b>	<b>7745</b>	250 R	20

  Description	 Engine	 Gearbox - Chassis	 Main Disc	 Year	 Code kit	 Code	 Code	 Code	 Code	 Z	 Pads
345 GT		Ch. 345/0001 -> 345/0984	Main Disc				<b>4367</b>			250 D	10
345 GT		Chass. 345/0985 and 345/90054 ->	P.T.O.				<b>1148</b>	<b>7745</b>		280 R	20
345 GT		Chass. 345/0985 and 345/90054 ->	Main Disc				<b>4291</b>			302 R	10
360 GT - 360 GTF		Chass. 360/0001 ->	P.T.O.				<b>1148</b>	<b>7745</b>		280 R	20
360 GT - 360 GTF		Chass. 360/0001 ->	Main Disc				<b>4291</b>			302 R	10
365 GT		Chass. 365/0001 ->	P.T.O.				<b>1148</b>	<b>7745</b>		280 R	20
365 GT		Chass. 365/0001 ->	Main Disc				<b>4291</b>			302 R	10
370 GT		Chass. 370/0101 ->	P.T.O.				<b>1148</b>	<b>7745</b>		280 R	20
370 GT		Chass. 370/0101 ->	Main Disc				<b>4291</b>	<b>7741</b>		302 R	10
380 GH		Chass. 380	P.T.O.				<b>4685</b>	<b>7745</b>		295 R	20
380 GH		Chass. 380	Optional - Main Disc				<b>4655</b>			320 D	10
380 GH		Chass. 380	Optional - Main Disc				<b>4111</b>			320 R	10
380 GT		Chass. 380/91838	P.T.O.				<b>4685</b>	<b>7745</b>		295 R	20
380 GT		Chass. 380/91838	Optional - Main Disc				<b>4655</b>			320 D	10
380 GT		Chass. 380/91838	Optional - Main Disc				<b>4111</b>			320 R	10
380 GT		Chass. 380/91839 ->	P.T.O.					<b>7745</b>		330	22
380 GT		Chass. 380/91839 ->	Main Disc				<b>4588</b>			330 R	10 7+7
390 GT - 395 GT		Ch. 390/0001 -> 390/0300	P.T.O.					<b>7745</b>		330	22
390 GT - 395 GT		Ch. 390/0001 -> 390/0300	Main Disc				<b>4588</b>			330 R	10 7+7
390 GT - 395 GT		Chass. 390/1001 ->	P.T.O.					<b>7745</b>		330	22
390 GT - 395 GT		Chass. 390/1001 ->	Main Disc				<b>4588</b>			330 R	10 7+7
395 GTH		Chass. 395	P.T.O.					<b>7745</b>		330	22
395 GTH		Chass. 395	Main Disc				<b>4588</b>			330 R	10 7+7
<b>BRAKE DISC - Disco Freno</b>											
300 Serie			Brake Disc				<b>4081</b>			165 B	22
Several types			Brake Disc				<b>4456</b>			165 B	22
<b>FENG SHOU</b>											
<b>TRACTOR</b>											
184-4							<b>4301</b>			200 R	6
254-4							<b>4302</b>			230 R	6
<b>FENWICH</b>											
<b>FORK LIFT</b>											
DP 205 - DP 255 - DA 205 - DA 255							<b>3558</b>			310 R	10
F 75 - 112 - 113 - 120 - 125					<b>Y702</b>	<b>8701</b>	<b>0053</b>	<b>7707</b>		184 D	20
F 75 - 112 - 113 - 120 - 125					<b>Y704</b>	<b>8701</b>	<b>0200</b>	<b>7707</b>		184 D	10
F 45 Turbo - 160 - 190					<b>Y713</b>	<b>8702</b>	<b>0732</b>	<b>7707</b>		215 D	20
FD - FDP - 20/30 50/60							<b>0998</b>			279 R	10
DZ105 /155 - DZP							<b>0997</b>			279 R	10
Forklift Truck				64 -> 65			<b>0997</b>			279 R	10
Forklift Truck	Perkins 4/99			67			<b>1118</b>			250 R	10
Fork Truck	Perkins P3 Oil T.A.			55 -> 59			<b>0998</b>			279 R	10
Lift Truck	Diesel			56			<b>0997</b>			279 R	10
Lift Truck SDZ - SRZ	Perkins & Renault						<b>3691</b>			310 R	10 6+6
Lift Truck SDZ - SRZ	Perkins & Renault						<b>3692</b>			310 R	10
Lift Truck TJ 59							<b>3690</b>			215 R	10 6+6
"Jale"							<b>1003</b>			280 R	10
<b>FERRARI</b>											
<b>COBRAM</b>											
40AR - 40RS - 50LAR - 50LRS			Torsion Dumper	00 ->			<b>5192</b>			225 C	10
<b>SYSTEM</b>											
30DT - 40DT			Main Disc	00 ->						230	16
30DT - 40DT			P.T.O.	00 ->						230	9
<b>SYSTEM</b>											
40AR - 40RS - 50LAR - 50LRS			Torsion Dumper	00 ->			<b>5192</b>			225 C	10
55AR - 55RS			Torsion Dumper	00 ->						225 C	16
75AR - 75MT - 75RS - 80MT - 80RS			Torsion Dumper	00 ->			<b>4365</b>			225 C	16

 										
Description	Engine	Gearbox - Chassis		Year	Code kit	Code	Code	Code	Z	Pads
<b>VIPER</b>										
30AR - 30RS - 40AR - 40RS				00 ->					180	20
<b>FIORE</b>										
<b>FORK LIFT</b>										
Fork lift - Muletto							1352		181 D	10
<b>VIMA</b>										
Vima 40						8009	2629		180 D	20
<b>BRAKE DISC - Disco Freno</b>										
Betoniera			Brake Disc				4154		165 B	24
<b>FIorentini</b>										
<b>AGRICULTURAL</b>										
Excavator - Escavatore							0834		330 R	10
Combine Harvester - Mietitrebbia 120							1026		275 R	10
<b>FIORIBETONDUMPERS</b>										
<b>CONCRETE MIXER</b>										
Dumper 2 TM - Tordo					Y703	8701	0192	7707	184 D	10
Dumper Falco					Y704	8701	0200	7707	184 D	10
Autobetoniera Airone 1500						8343	0947		250 D	10
Autobetoniera Airone 2000/2500						8343	0309		250 D	10
Autobetoniera Airone 3000							0734		302 D	10
<b>FORDSON TRACTORS</b>										
<b>TRACTOR</b>										
Motore Marino tipo 688							3970		160 R	10
2000 - 3000 - 4000							3926		380 R	10 5+5
5000				70 ->			3927		280 R	25 5+5
5000 Dual - 5600 - 6700 Duo Power - 6600							3918		302 D	10 15+15
6610							3960		302 R	10
<b>DEXTA</b>										
Dexta 51 A							0804		280 R	10
Dexta 51 A							1455		280 R	10 16+16
Dexta 2000 32 HP		4 - 6 - 8 speed		65 -> 69			0921		280 R	15
Dexta 2000 32 HP			Main Disc	65 -> 69			0919		280 R	15
Dexta 2000 32 HP			Main Disc	69 -> 75			0947		250 D	10
Dexta 2000 32 HP			Main Disc	69 -> 75			0947		250 D	10
Dexta 2000 32 HP			P.T.O.	69 -> 75			1092		216 R	29
<b>MAJOR</b>										
Major Super pala		Industrial					3936		305 D	10
Major - Super Major				52 ->			0804		280 R	10
Major - Super Major		Heavy duty		52 ->			1455		280 R	10 16+16
Major - Super Major							0847		302 R	10
Major - Super Major			P.T.O.				0790		302 R	16
Major - Super Major			Main Disc	60 ->			0805		325 R	10
Major 4000	48 HP	4 speed		65 -> 69			0919		280 R	15
Major 4000	48 HP	8 speed		65 -> 69			0918		280 R	15
Major 4000	48 HP	4 / 8 speed		69 ->			0947		250 D	10
Major 4000	48 HP	4 / 8 speed		69 ->			0947		250 D	10
Major 4000	48 HP	4 speed Industrial & Utility		65 -> 69			0923		325 R	25
Major 4000	48 HP	With or without P.T.O.					1432		280 D	15
Major 4000			Optional				4129		280 D	15
Major 4000	62 HP			72 ->			0947		250 D	10
Major 4000							0947		250 D	10
Major 4000	62 HP	Agricolo					3018		280 D	15
Major 4000 Agricolo	62 HP						3919		280 D	15 6+6
Major 4000 - 4400	47 HP	With or without P.T.O.					1429		325 D	15
Major 4400	3 Cyl.						3047		325 R	10 20+20
Major 4500	62 HP			72 ->			1431		325 D	10

  Description	 Engine	 Gearbox - Chassis	 Year	 Code kit	 Code	 Code	 Code	 Z	 Pads
Major Super	40 HP					<b>4030</b>		280 R	10
Major Super 5000	56 HP	8 speed	65 -> 69			<b>1428</b>		302 D	25
Major Super 5000	56 HP		Optional	65 -> 69		<b>0922</b>		325 R	25
Major Super 5000	56 HP	8 speed Industrial				<b>1060</b>		325 R	10
Major Super 5000	77 HP		70 -> 72			<b>1428</b>		302 D	25
Major Super 5000	56 HP	8 speed	P.T.O.	64 ->		<b>3905</b>		302 R	25
Major Super 5000	56 HP	8 speed Industrial	64 -> 71			<b>1046</b>		302 R	25
Major Super 5000		Live Power Take-off				<b>3800</b>		320 R	10
Major Tractor		Live Power Take-off	Main Disc			<b>0879</b>		302 R	10
Major Tractor		Live Power Take-off	P.T.O.			<b>0790</b>		302 R	16
<b>Railcar Northern Ireland</b>									
Railcar Northern Ireland		Chass. 650 ->				<b>3936</b>		305 D	10
<b>SUPER DEXTA</b>									
Super Dexta			Main Disc	57 ->		<b>0842</b>		228 R	15
Super Dexta	3 Cyl. Diesel 31 CV		P.T.O.	57 ->		<b>0841</b>		228 R	29
Super Dexta 2000			P.T.O.			<b>0841</b>		228 R	29
Super Dexta 2000			Main Disc			<b>0842</b>		228 R	15
Super Dexta 3000						<b>3168</b>		310 R	15
Super Dexta 3000 40 HP			Main Disc	64 -> 69		<b>0919</b>		280 R	15
Super Dexta 3000 40 HP		8 speed	P.T.O.	69 -> 75		<b>1092</b>		216 R	29
Super Dexta 3000 40 HP			Main Disc	69 -> 75		<b>0947</b>		250 D	10
Super Dexta 3000 40 HP			Main Disc	69 -> 75		<b>0947</b>		250 D	10
Super Dexta 3000 40 HP		With or without P.T.O.				<b>1432</b>		280 D	15
<b>BRAKE DISC - Disco Freno</b>									
Dexta 2000 32 HP			Brake Disc			<b>1134</b>		102 B	23
Major Super			Brake Disc	60 ->		<b>1371</b>		165 B	27
Super Dexta 3000			Brake Disc			<b>1134</b>		102 B	23
<b>FORTSCHRITT</b>									
<b>AGRICULTURAL</b>									
Raccogli Trincia Semovente E 280						<b>1427</b>		250 R	8
<b>FOSSATI F.lli</b>									
<b>CRANE</b>									
Castoro						<b>3641</b>		279 R	10
<b>FRAZIER</b>									
<b>AGRICULTURAL</b>									
Agribuggy 2D - 3D	Ford XLD 418					<b>2893</b>		218 D	17
Agribuggy 4D - 5D	Ford XLD 418 T					<b>2893</b>		218 D	17
Agribuggy 1600						<b>2793</b>		190 D	17
<b>FREIS</b>									
<b>BRAKE DISC - Disco Freno</b>									
Combine Harvester - Mietitrebbia			Brake Disc			<b>1408</b>		127 B	10
<b>FRISCH</b>									
<b>F Serie</b>									
F 65 B	KHDF3L514		P.T.O.			<b>1369</b>		250 R	10
F 95	MWM225					<b>1719</b>		310 D	10
<b>FUCHS</b>									
<b>F Serie</b>									
F 300						<b>1209</b>		200 R	10
F 301		Chass. -> 32-16905				<b>1209</b>		200 R	10
F 301		Chass. 32-16906 ->				<b>3695</b>		200 R	10
F 301	KHDF2L912					<b>4311</b>		250 R	10
F 400	KHDF2L912					<b>4311</b>		250 R	10














 										
Description	Engine	Gearbox - Chassis		Year	Code kit	Code	Code	Code	Z	Pads
<b>GALANTINI</b>										
<b>TRACTOR</b>										
12"		Gearbox MAN - 5M B25 - 1525 F					<b>3565</b>		300 R	10
13"							<b>3747</b>		325 R	10
14"							<b>3572</b>		380 R	10
15"							<b>3627</b>		352 R	10
<b>GALION Grader</b>										
<b>GRADER</b>										
503							<b>1045</b>		280 D	10
<b>GEDA</b>										
<b>GEDA</b>										
Geda 80	BF4M1012E			60 kW			<b>4646</b>		328 R	10
<b>GEORGE FOWELL</b>										
<b>DUMPER</b>										
Dumper 15 CWT	Petters ABA 1	Gbox. 40 M - 41		66 ->			<b>0870</b>		200 R	10

















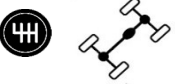







**Goldoni S.p.A.** is an engineering company with its seat in Migliarina (district of Carpi, Emilia-Romagna), a manufacturer of agricultural machinery for agriculture since 1926.

<b>GOLDONI</b>										
<b>CINGOLO</b>										
3.40 - 3.45						<b>8703</b>	<b>4485</b>		216 R	10
3.40 - 3.45							<b>4483</b>		216 R	18
3.60								<b>7702</b>		
20					<b>Y706</b>	<b>8701</b>	<b>0857</b>	<b>7707</b>	184 R	10
20								<b>7701</b>		
C 55 - C 75			Main Disc				<b>4479</b>		280 D	18
C 55 - C 75			P.T.O.				<b>4349</b>		280 R	20
C 55 - C 75			Main Disc				<b>4480</b>		250 D	18
C 55 - C 75			P.T.O.				<b>3949</b>		250 R	20
Lander			Main Disc				<b>4479</b>		280 D	18
Lander			P.T.O.				<b>4349</b>		280 R	20
Lander			Main Disc				<b>4480</b>		250 D	18
Lander			P.T.O.				<b>3949</b>		250 R	20
<b>COMPACT</b>										
452 - 454			Main Disc				<b>4483</b>	<b>7745</b>	216 R	18
452 - 454			P.T.O.				<b>3606</b>	<b>7741</b>	216 R	20
602 - 604 - 614 - 652 - 654 - 662 - 664			Main Disc	03 ->			<b>4473</b>	<b>7702</b>	230 D	20
602 - 604 - 614 - 652 - 654 - 662 - 664			P.T.O.	03 ->			<b>4476</b>		230 R	14
762 - 764 - 772 - 774			Main Disc				<b>4480</b>	<b>7745</b>	250 D	18
762 - 764 - 772 - 774			P.T.O.				<b>3949</b>	<b>7741</b>	250 R	20
<b>D ALTO</b>										
664			Main Disc				<b>4480</b>	<b>7745</b>	250 D	18
664			P.T.O.				<b>3949</b>	<b>7741</b>	250 R	20

  Description	 Engine	 Gearbox - Chassis	 Year	 Code kit	 Code	 Code	 Code	 Z	 Pads
<b>ENERGY</b>									
60			Main Disc			4473		230 D	20
60			P.T.O.			4476		230 R	14
Energy			Main Disc			4472		250 D	20
Energy			P.T.O.			4475		250 R	14
<b>EURO RS &amp; RN</b>									
30 / 40 / 45				Y714	8702	0810	7701	216 R	10
30 / 40 / 45					8703		7707		
30 / 40 / 45				Y704	8701	0200	7707	184 D	10
<b>IDEA</b>									
Idea 20 DT		Syncro	Main Disc			4393	7703	184 R	12
Idea 20 DT		Syncro	P.T.O.			4486		181 R	18
<b>MAXTER</b>									
60						4420	7702	280 D	18
60						4296		228 R	17
70						8331	4375	280 R	18
<b>MOTOCOLTIVATORI</b>									
500 - 700					8700		7707		
500 - 700							7701		
Export				Y701	8700	0857	7700	184 R	10
FC						3019		110 R	8
Joker						3019		110 R	8
Special						4459		160 R	10
Motoagricola 400 - 500				Y706	8701	0857	7707	184 R	10
Motoagricola 400 - 500						4484	7701	184 R	10
Motoagricola 700					8700		7707		
Motoagricola 700							7701		
Motoagricola Special Lux						3019		110 R	8
Motoagricola Special Lux						4459		160 R	10
<b>QUASAR</b>									
70 - 85	VM 1° Serie		Main Disc			4479	7745	280 D	18
70 - 85	VM 1° Serie		P.T.O.			4349	7741	280 R	20
70 - 85	VM 2° Serie		Main Disc			4478	7745	280 D	20
70 - 85	VM 2° Serie		P.T.O.			4482	7741	280 R	14














  Description	 Engine	 Gearbox - Chassis	 Year	 Code kit	 Code	 Code	 Code	 Z	 Pads	
<b>STAR</b>										
50	VM					4472	7745	250 D	20	
50	VM					4475	7741	250 R	14	
70						4479	7745	280 D	18	
70						4349	7741	280 R	20	
75						4480	7745	250 D	18	
75						3949	7741	250 R	20	
75 Turbo	John Deere					4479	7745	280 D	18	
75 Turbo	John Deere					4349	7741	280 R	20	
85 - C85	VM					4479	7745	280 D	18	
85 - C85	VM					4349	7741	280 R	20	
3050 SL						4477	7745	225 D	18	
3050 SL						4481	7741	225 R	20	
3050 SL						4473	7745	230 D	20	
3050 SL						4476	7741	230 R	14	
3070						4474		225 D	18	
3070						4481		225 R	20	
3070						4480	7745	250 D	18	
3070						3949	7741	250 R	20	
3070						4472		250 D	20	
3070						4475		250 R	14	
3070V						4474		225 D	18	
3070V						4481		225 R	20	
4000						4478		280 D	20	
4000						4482		280 R	14	
<b>TRANSCAR</b>										
NOT SYNCRO					Y704	8701	0200	7707	184 D	10
NOT SYNCRO					Y714	8702	0810	7701	216 R	10
NOT SYNCRO						8703	0402		216 D	10
Prima							4484		184 R	10
20 - 22							4459	7700	160 R	10
25 - 28 - 33 SR. B - C					Y704	8701	0200	7707	184 D	10
40 - 50 - 60 SR. A - B					Y714	8702	0810	7701	216 R	10
40 - 50 - 60 SR. A - B							8703	7707		
40 - 50 - 60 SR. A - B							0402		216 D	10
40 - 60 - 70 SR. C					Y714	8702	0810	7701	216 R	10
40 - 60 - 70 SR. C							8703	7707		
40 - 60 - 70 SR. C							0402	7702	216 D	10
40 - 60 - 70 SR. C							8331	4421	280 D	16
<b>TRANSPORTER</b>										
500 - 800 - 900					Y706	8701	0857	7707	184 R	10
500 - 800 - 900 - 1000								7701		
800 - 900 - 1000						8702	0810		216 R	10
900							4484		184 R	10
1000						8703				
<b>UNIVERSAL</b>										
224 - 230 - 233 - 324 - 518 - 521					Y706	8701	0857	7707	184 R	10
236 - 238 - 240 - 828 - 834 - 1000 - 1038 - 1045					Y714	8702	0810	7701	216 R	10
<b>1000 Serie</b>										
1863							4478		280 D	20
1863							4482		280 R	14





  Description		 Engine	 Gearbox - Chassis	 Year	 Code kit	 Code	 Code	 Code	 Z	 Pads
<b>3000 Serie</b>										
3000				Main Disc			4477		225 D	18
3000				P.T.O.			4575		225 R	9
3000 DT				Main Disc			4407		228 R	18
3000 DT				Main Disc			4474		225 D	18
3000 DT				Main Disc			4412		225 R	18
3000 DT				Main Disc			4477		225 D	18
3000 DT				P.T.O.			4481		225 R	20
3045 - 3050 - 3445 - 3450				Main Disc			4477		225 D	18
3045 - 3050 - 3445 - 3450				P.T.O.			4481		225 R	20
3460				Main Disc			4480	7745	250 D	18
3460				P.T.O.			3949	7741	250 R	20
<b>4000 Serie</b>										
4000				Main Disc			4477		225 D	18
4000				P.T.O.			4575		225 R	9
<b>GROSS</b>										
<b>AK</b>										
AK 35		DBOM346					1571		380 D	10
<b>UB</b>										
UB 2					-> 52		1323		225 R	10
UB 2					52 ->		4311		250 R	10
<b>GROVE COLES CRANES</b>										
<b>CRANE</b>										
TMS 180		V 555	R 860 Gearbox				3952		380 D	10
<b>GRUNDNER</b>										
<b>PIONIER</b>										
TK 15							4464		160 R	6
U 4 G									160	10
3 GD									160	10
<b>GUIDETTI MOTORI</b>										
<b>ENGINE</b>										
A 210							0199		140 R	6
A 390 - A 450							4452		155 R	6
DA 360 - DA 450							4452		155 R	6
DA 700							0200		184 D	10
















Founded in 1904 by Dr. Hugo Guldner and Professor Carl von Linde, as an engine manufacturer.




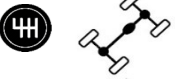







The company built tractors from 1938 till 1989. Many of the Fahr tractors were built by Guldner, with Fahr eventually taking over the company .




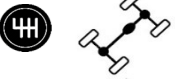







  Description	 Engine	 Gearbox - Chassis	 Year	 Code kit	 Code	 Code	 Code	 Z	 Pads
<b>GÜLDNER</b>									
<b>AB</b>									
AB					8705	0828		225 R	10
AB						0828		225 R	10
ABL					8705	0828		225 R	10
ABL						0828		225 R	10
2 BS						4312		225 R	10
2 BS				Optional					
2 LB						4312		225 R	10
2 LB				Optional					
2 LD - 2LK						0822		200 R	10
2 LD - 3LKW					8705	1323		225 R	10
<b>AF</b>									
AF 15 - AF 20						0822		200 R	10
AF 30						4311		250 R	10
<b>AG 25</b>									
AG 25					8705	4312		225 R	10
AG 25				Optional		4101		225 R	10
<b>A Serie</b>									
2B					8705	0828		225 R	10
2B				Optional		0828		225 R	10
2BL					8705	0828		225 R	10
2BL				Optional		0828		225 R	10
2K	9 kW					0862		180 R	10
2K	9 kW					0822		200 R	10
2KN	16 kW					0862		180 R	10
2L - 2W						0822		200 R	10
15						0822		200 R	10
20					8705				
25					8705	4312		225 R	10
25				Optional		4101		225 R	10
28					8705	4312		225 R	10
28				Optional		4101		225 R	10
<b>BOOTSMOTOR</b>									
LK						3970		160 R	10
2LK - 2LD (WHF 6,3)						4624		200 R	10
WHF 8,5						0822		200 R	10
WHF 11						4312		225 R	10
<b>D Serie</b>									
88 E	11 kW					0862		180 R	10
132 L - 132 W						0822	7753	200 R	10
<b>G Serie</b>									
25						3841		200 R	8
30 - 40/S				P.T.O.		3685		225 R	8
30 - 40/S				Main Disc		4314		250 R	10
45 - 50/S				P.T.O.		3687		250 R	8
45 - 50/S				Main Disc		0839		280 R	10
<b>M Serie</b>									
ABN 10	18 kW					0822		200 R	10
ABS	16 kW					0822		200 R	10
ADK						0822		200 R	10
ADN	12 kW					0822		200 R	10
AFN	26 kW					4311		250 R	10
AFS	22 kW					4311		250 R	10
AK	10 kW					0862		180 R	10
ALB						0822		200 R	10
ALD						0822		200 R	10
ALK						0822		200 R	10













  Description	 Engine	 Gearbox - Chassis	 Year	 Code kit	 Code	 Code	 Code	 Z	 Pads
<b>GUSS- &amp; ARMATURENWERK</b>									
MONAX 106							3970	160 R	10
<b>GUTBROD</b>									
<b>ATLAS</b>									
1000/34							0366	180 R	24
<b>40 Serie</b>									
40 GTA			Main Disc				4049	225 R	18
40 GTA			P.T.O.				3736	225 R	13
<b>400 Serie</b>									
414 F2M	KHD 18 kW						4312	225 R	10
415 EKDW	MWM 11 kW						4312	225 R	10
<b>1000 Serie</b>									
1020 - 1030 - 1031 - 1035 - 1040/D - 1050/D							4489	140 R	10
<b>2000 Serie</b>									
2500DS			72 ->	Y018	8008	0098	7020	160 D	20
2900 A/D/E			Main Disc				4049	225 R	18
2900 A/D/E			P.T.O.				3736	225 R	13
2900 A/D/K			Main Disc				4049	225 R	18
2900 A/D/K			P.T.O.				3736	225 R	13
<b>HAAS</b>									
K 2 DPR - 22 PS							8705	4312	225 R 10
R 22 - 22 PS							8705	4312	225 R 10
12 PS								0863	180 R 10
17 PS								0863	180 R 10
20 PS							8705	4312	225 R 10
24 PS								0822	200 R 10
28 PS							8705	4312	225 R 10
<b>HAKO</b>									
<b>HAKOMOBIL</b>									
4000							4716	160 R	6
<b>HAKOTRAC</b>									
D/V12 - 2000							4716	160 R	6
<b>HANDBURY MACHINERY</b>									
<b>AGRICULTURAL</b>									
Sprayranger TDI 3	Land Rover TDI			89 ->			2654	241 D	23
Sprayranger 90	Landrover 90						2654	241 D	23
<b>HANOMAG-RHEINSTAHL</b>									
<b>BRILLANT</b>									
500 / 600	D28CR	Mod. R448	P.T.O.				3687	250 R	8
500 / 600			Main Disc				0839	280 R	10
600 - 601			P.T.O.	67 ->			4152	7745	280 R 24
600 - 601			Main Disc	67 ->			0839	7741	280 R 10
700 - 701			P.T.O.				4171	7745	310 R 24
<b>GRANIT</b>									
R332			P.T.O.				3685	230 R	8
R332			Main Disc				0988	250 R	10
500			P.T.O.				3685	230 R	8
500			Main Disc				4314	250 R	10
500E - 501			P.T.O.	66 ->			1768	7746	225 D 24
501			Main Disc				1759	241 D	10
<b>K Serie</b>									
K 4							3087	280 R	10












  Description	 Engine	 Gearbox - Chassis	 P.T.O.	 Year	 Code kit	 Code	 Code	 Code	 Code	 Code	 Code
<b>PERFEKT</b>											
300	D14CR		P.T.O.				<b>3841</b>		200 R	8	
400	Mot. 1685290		P.T.O.	69 ->			<b>3841</b>		200 R	8	
400E	Mot. 1628093		P.T.O.	69 ->			<b>3841</b>		200 R	8	
<b>R Serie</b>											
28 - 35							<b>4311</b>		250 R	10	
35	D28/R35		P.T.O.				<b>3685</b>		230 R	8	
35	D28/R35		Main Disc				<b>0988</b>	<b>7746</b>	250 R	10	
224	Type 401		P.T.O.				<b>3841</b>		200 R	8	
324S			P.T.O.				<b>3685</b>		230 R	8	
324S			Main Disc				<b>0988</b>		250 R	10	
336	D12CR		P.T.O.				<b>3685</b>		225 R	8	
336	D12CR		Main Disc				<b>4314</b>		250 R	10	
435	D28/R435						<b>4311</b>		250 R	10	
435 M - 435/45 - 440 - 442/50 - 445 - 450			P.T.O.				<b>3685</b>		225 R	8	
435 M - 435/45 - 440 - 442/50 - 445 - 450			Main Disc				<b>0988</b>		250 R	10	
<b>ROBUST</b>											
ROBUST			P.T.O.				<b>3685</b>		225 R	8	
ROBUST			Main Disc				<b>0988</b>		250 R	10	
900 - 901			P.T.O.				<b>4171</b>	<b>7741</b>	310 R	24	
<b>HARNISCHFEGER</b>											
<b>AK Serie</b>											
AK 5-35							<b>2774</b>	<b>7744</b>	280 D	10	
<b>T Serie</b>											
T 450 XL	KHD F8L413F						<b>2346</b>		380 D	10	
T 600 XL	KHD F8L413F						<b>2346</b>		380 D	10	
<b>105 - 430</b>											
105 A - TC											
105 B - TC											
105 TC											
215								<b>7744</b>			
215							<b>2774</b>	<b>7744</b>	280 D	10	
218 TC	KHDF4L912							<b>7744</b>			
218 TC	KHDF4L912						<b>2774</b>	<b>7744</b>	280 D	10	
325 TC 80								<b>7744</b>			
325 TC 88	DBOM326						<b>1006</b>	<b>7744</b>	310 R	10	
355 C - TC	DBOM326										
430 TC							<b>1006</b>	<b>7744</b>	310 R	10	
<b>HATZ</b>											
<b>A Serie</b>											
A 2							<b>4312</b>		225 R	10	
<b>D Serie</b>											
95 - 108							<b>4311</b>		250 R	10	
95 - 108							<b>3039</b>	<b>7744</b>	280 R	10	
<b>E Serie</b>											
71 - 75 - 79							<b>3970</b>		160 R	10	
80 - 85 - 89 - 90 G / FG							<b>4512</b>		181 R	10	
108							<b>1209</b>		200 R	10	
108							<b>4311</b>	<b>7744</b>	250 R	10	
571 - 671							<b>3970</b>		160 R	10	
780 - 785							<b>4512</b>		181 R	10	
950											
<b>ES Serie</b>											
71 - 75 - 79							<b>3970</b>		160 R	10	
780 - 785							<b>4512</b>		181 R	10	
<b>T Serie</b>											
13 - 16							<b>0863</b>		180 R	10	






















  Description	 Engine	 Gearbox - Chassis	 Year	 Code kit	 Code	 Code	 Code	 Z	 Pads
<b>TL Serie</b>									
10 - 12						0863		180 R	10
15 - 18 - 22						0822		200 R	10
26						4312		225 R	10
35 - 38				P.T.O.		3685		225 R	8
35 - 38				Main Disc		4314		250 R	10
<b>V Serie</b>									
95 - 108						4311		250 R	10
95 - 108						3039	7744	280 R	10
<b>Z Serie</b>									
108						1209		200 R	10
108						4311	7744	250 R	10
788 - 789 - 790						3695		200 R	10
788 - 789 - 790						4101		225 R	10
<b>715</b>									
715 J / H	E 85 FG					4512		181 R	10
<b>HIEBLE</b>									
<b>BERGMEISTER</b>									
353/A - 453/A				P.T.O.		3874		228 R	25
353/A - 453/A				Main Disc		3750		250 D	13
553/A				P.T.O.		4274		280 R	24 6+6
553/A				Main Disc		4686		289 D	17
553/A				P.T.O.		4235		280 R	22 4+4
553/A				Main Disc		4435		295 D	10 5+5
653/A				P.T.O.		4274		280 R	24 6+6
653/A				Main Disc		4686		289 D	17
654/A				P.T.O.		4235		280 R	22 4+4
754/A				P.T.O.		4274		280 R	24 6+6
754/A				Main Disc		4686		289 D	17
754/A				P.T.O.		4235		280 R	22 4+4
754/A				Main Disc		4435		295 D	10 5+5
<b>HINOMOTO</b>									
<b>Serie</b>									
C144 - C172 - E1802 - E1804						4728		184 D	10
N179						4729		200 D	10
N239						4730		215 D	10
<b>HOLDER</b>									
<b>A Serie</b>									
8B - 8D						4438		160 R	10
10						4466		160 D	6
12						4438		160 R	10
15	Diesel					3970		160 R	10
16				74 >		4512		181 R	10
20 - 21S - 30						0864		180 R	10
40						4576		240 D	18
45						0822	7753	200 R	10
50						4576		240 D	18
55						0822	7753	200 R	10
60 - 62 - 65 - 440S - 550S - 560	37 kW					4576		240 D	18
750 - 750P - 750S - 760 - 760P - 770 - 770P	37 - 52 kW					4576		240 D	18
<b>AG Serie</b>									
3 - 35						0822		200 R	10
<b>AM Serie</b>									
2						0822		200 R	10















  Description	 Engine	 Gearbox - Chassis	 Year	 Code kit	 Code	 Code	 Code	 Z	 Pads
<b>B Serie</b>									
10A - 10B						4466		160 D	6
10C						0864		180 R	10
16	Hatz		74 ->			4512		181 R	10
<b>BS Serie</b>									
12B						0864		180 R	10
<b>C Serie</b>									
62 - 65						4576		240 D	18
220 - 230 - 240 - 330 - 340	17 - 31 kW		03 ->			4576		240 D	18
500						4576		240 D	18
760 - 770 - 860 - 870 - 9600 - 9700 - 9800	44-65 kW		03 ->			4576		240 D	18
<b>E Serie</b>									
6						4506		140 R	10
8	6 kW					4466		160 D	6
8B						4438		160 R	10
12B						0864		180 R	10
<b>P Serie</b>									
20					8060	1690	7009	190 D	17
60						0864	7753	180 R	10
<b>Several types</b>									
504						4466		160 D	6
4100						4576		240 D	18
5100						4576		240 D	18
<b>HURT</b>									
<b>HBW</b>									
10		Max. torque 300 Nm	Torsion Dumper			4200		151 C	10
15 V - 18		Max. torque 300 Nm	Torsion Dumper			4454		151 C	26
<b>HÜRLIMANN</b>									
<b>CLUB</b>									
H468-4	52 kW	Chass. -> 15066				4000	7744	280 D	24
H468-4	52 kW	Chass. 15067 ->				4100	7744	310 D	24
H468-4 Export USA	52 kW					4141	7744	310 D	24 6+6
H468-4 Export USA	52 kW		Optional			4141		310 D	24 6+6
<b>CLUB BASSO</b>									
H468-4	52 kW	Chass. -> 15066				4000	7744	280 D	24
H468-4	52 kW	Chass. 15067 ->				4100	7744	310 D	24
<b>ELITE</b>									
H-XB6115		Chass. -> 2044				4162		330 D	21 6+6
H-XB6115		Chass. -> 2044				4162		330 D	21 6+6
H-XB6115 Export USA		Chass. 2045 ->					7744		
H-XB6135						4363		348 D	21 6+6
<b>FASTDRIVE</b>									
XT 908		Chass. 1261 ->	Torsion Dumper			4607		263 C	24
XT 909		Chass. 1346 ->	Torsion Dumper			4607		263 C	24
XT 910.4		Chass. 1149 ->	Torsion Dumper			4607		263 C	24
XT 910.6		Chass. 1393 ->	Torsion Dumper			4607		263 C	24

  Description	 Engine	 Gearbox - Chassis	 Main Disc	 Year	 Code kit	 Code	 Code	 Code	 Z	 Pads	
<b>H Serie</b>											
FXE 355 - FXE 365			Main Disc					7722	280	20	4+4
FXE 355 - FXE 365			P.T.O.				4540		280 R	14	4+4
FXE 375			Main Disc				4641	7722	280 R	20	5+5
FXE 375			P.T.O.				4540		280 R	14	4+4
XE 305	37 kW		Main Disc				4204	7722	250 R	20	
XE 305	37 kW		P.T.O.				4653		225 R	14	
XE 306	44 kW		Main Disc				4641	7722	280 R	20	5+5
XE 306	44 kW		P.T.O.				4540		280 R	14	4+4
XE 306 Export USA	44 kW		Main Disc				4680	7722	280 R	20	6+6
XE 306 Export USA	44 kW		P.T.O.				4540		280 R	14	4+4
XE 307	52 kW		Main Disc				4641	7722	280 R	20	5+5
XE 307	52 kW		P.T.O.				4540		280 R	14	4+4
XE 307 Export USA	52 kW		Main Disc				4680	7722	280 R	20	6+6
XE 307 Export USA	52 kW		P.T.O.				4540		280 R	14	4+4
XF 361			Main Disc				4641	7722	280 R	20	5+5
XF 361			P.T.O.				4540		280 R	14	4+4
XF 361 Export USA			Main Disc				4680	7722	280 R	20	6+6
XF 361 Export USA			P.T.O.				4540		280 R	14	4+4
XF 476	55 kW		Main Disc				4641	7722	280 R	20	5+5
XF 476	55 kW		P.T.O.				4540		280 R	14	4+4
XF 476 Export USA	55 kW		Main Disc				4680	7722	280 R	20	6+6
XF 476 Export USA	55 kW		P.T.O.				4540		280 R	14	4+4
XF 481			Main Disc				4641	7722	280 R	20	5+5
XF 481			P.T.O.				4540		280 R	14	4+4
XF 481 Export USA			Main Disc				4680	7722	280 R	20	6+6
XF 481 Export USA			P.T.O.				4540		280 R	14	4+4
XF 491			Main Disc				4641	7722	280 R	20	5+5
XF 491			P.T.O.				4540		280 R	14	4+4
XF 491 Export USA			Main Disc				4680	7722	280 R	20	6+6
XF 491 Export USA			P.T.O.				4540		280 R	14	4+4
355			Main Disc				4148		280 R	20	
355			P.T.O.				3827		280 R	14	
356							4000		280 D	24	
360			Main Disc				4148		280 R	20	
360			P.T.O.				3827		280 R	14	
362 - 372	44 - 52 kW		Main Disc				4641	7722	280 R	20	5+5
362 - 372	44 - 52 kW		P.T.O.				4540		280 R	14	4+4
466 / 466-4							4000		280 D	24	
470			Main Disc				4148		280 R	20	
470			P.T.O.				3827		280 R	14	
478-4		Chass. -> 15574					4165		330 D	24	
478-4			Optional				4165		330 D	24	
478-4		Chass. 15575 ->						7744			
480			Main Disc				3738		280 R	20	6+6
480			P.T.O.				3827		280 R	14	
480			Main Disc						310	20	6+6
490							3473		330 D	24	
490							4103		350 R	24	7+7
5110 -5160 - 6160							4103		350 R	24	7+7
5110 -5160 - 6160							3996		350 R	24	

  Description	 Engine	 Gearbox - Chassis	 Year	 Code kit	 Code	 Code	 Code	 Z	 Pads
<b>PRESTIGE</b>									
H358						<b>4000</b>	<b>7744</b>	280 D	24
H468		Chass. -> 20407				<b>4000</b>	<b>7744</b>	280 D	24
H468		Chass. 20408 ->				<b>4100</b>	<b>7744</b>	310 D	24
H 468 Export USA						<b>4141</b>	<b>7744</b>	310 D	24 <b>6+6</b>
H 468 Export USA			Optional			<b>4141</b>		310 D	24 <b>6+6</b>
H478		Chass. -> 20223				<b>4100</b>	<b>7744</b>	310 D	24
H478		Ch. 20224 -> 20259				<b>4165</b>		330 D	24
H478		Ch. 20224 -> 20259	Optional			<b>4165</b>		330 D	24
H478		Chass. 20260 ->					<b>7744</b>		
H 478 Export USA						<b>4166</b>		330 D	24 <b>6+6</b>
H-T-488		Chass. -> 20602				<b>4141</b>	<b>7744</b>	310 D	24 <b>6+6</b>
H-T-488			Optional			<b>4141</b>		310 D	24 <b>6+6</b>
H-T-488		Ch. 20603 -> 20694				<b>4165</b>		330 D	24
H-T-488			Optional			<b>4165</b>		330 D	24
H-T-488 Export USA						<b>4166</b>		330 D	24 <b>6+6</b>
H-T-488 Export USA			Optional			<b>4166</b>		330 D	24 <b>6+6</b>
<b>PRINCE</b>									
325 - 335 - 435 - 445	19 - 31 kW		Main Disc			<b>4572</b>		225 D	19
325 - 335 - 435 - 445	19 - 31 kW		P.T.O.			<b>4571</b>		230 R	12
<b>XA Serie</b>									
T656						<b>4000</b>	<b>7744</b>	280 D	24
T656 Export USA							<b>7744</b>		
606						<b>4000</b>	<b>7744</b>	280 D	24
606 Export USA						<b>4141</b>	<b>7744</b>	310 D	24 <b>6+6</b>
606 Export USA			Optional			<b>4141</b>		310 D	24 <b>6+6</b>
607						<b>4100</b>	<b>7744</b>	310 D	24
607 Export USA						<b>4141</b>	<b>7744</b>	310 D	24 <b>6+6</b>
607 Export USA			Optional			<b>4141</b>		310 D	24 <b>6+6</b>
655							<b>7744</b>		
655 Export USA							<b>7744</b>		
657						<b>4100</b>	<b>7744</b>	310 D	24
657 Export USA							<b>7744</b>		
658						<b>4100</b>	<b>7744</b>	310 D	24
658 Export USA							<b>7744</b>		
<b>XN Serie</b>									
706						<b>4000</b>	<b>7744</b>	280 D	24
706 Export USA						<b>4141</b>	<b>7744</b>	310 D	24 <b>6+6</b>
707						<b>4000</b>	<b>7744</b>	280 D	24
707 Export USA						<b>4141</b>	<b>7744</b>	310 D	24 <b>6+6</b>
707 Export USA			Optional			<b>4141</b>		310 D	24 <b>6+6</b>
708						<b>4100</b>	<b>7744</b>	310 D	24
708 Export USA						<b>4141</b>	<b>7744</b>	310 D	24 <b>6+6</b>
708 Export USA			Optional			<b>4141</b>		310 D	24 <b>6+6</b>
709						<b>4100</b>	<b>7744</b>	310 D	24
709 Export USA						<b>4141</b>	<b>7744</b>	310 D	24 <b>6+6</b>
709 Export USA			Optional			<b>4141</b>		310 D	24 <b>6+6</b>
<b>XT Serie</b>									
908		Chass. -> 1259		96 ->		<b>4165</b>		330 D	24
908		Chass. -> 1259	Optional	96 ->		<b>4165</b>		330 D	24
908		Chass. 1260 ->		96 ->			<b>7744</b>		
908 Export USA		Chass. -> 1259		96 ->		<b>4166</b>		330 D	24 <b>6+6</b>
908 Export USA		Chass. -> 1259	Optional	96 ->		<b>4166</b>		330 D	24 <b>6+6</b>
908 Export USA		Chass. 1260 ->		96 ->			<b>7744</b>		
909		Chass. -> 1285		96 ->		<b>4165</b>		330 D	24
909		Chass. -> 1285	Optional	96 ->		<b>4165</b>		330 D	24
909		Chass. 1286 ->		96 ->			<b>7744</b>		
909 Export USA		Chass. -> 1285		96 ->		<b>4166</b>		330 D	24 <b>6+6</b>

  Description	 Engine	 Gearbox - Chassis	 Optional	 Year	 Code kit	 Code	 Code	 Code	 Z	 Pads	
909 Export USA		Chass. -> 1285	Optional	96 ->			<b>4166</b>		330 D	24	<b>6+6</b>
909 Export USA		Chass. 1286->		96 ->				<b>7744</b>			
910.4		Chass. -> 1135		96 ->			<b>4165</b>		330 D	24	
910.4		Chass. -> 1135	Optional	96 ->			<b>4165</b>		330 D	24	
910.4		Chass. 1136 ->		96 ->				<b>7744</b>			
910.4 Export USA		Chass. -> 1135		96 ->			<b>4166</b>		330 D	24	<b>6+6</b>
910.4 Export USA		Chass. -> 1135	Optional	96 ->			<b>4166</b>		330 D	24	<b>6+6</b>
910.4 Export USA		Chass. 1136 ->		96 ->				<b>7744</b>			
910.6		Chass. -> 1389		96 ->			<b>4166</b>		330 D	24	<b>6+6</b>
910.6		Chass. -> 1389	Optional	96 ->			<b>4166</b>		330 D	24	<b>6+6</b>
910.6		Chass. 1390 ->		96 ->				<b>7744</b>			
910.6		Chass. -> 1389		96 ->			<b>4166</b>		330 D	24	<b>6+6</b>
910.6		Chass. -> 1389	Optional	96 ->			<b>4166</b>		330 D	24	<b>6+6</b>
910.6		Chass. 1390 ->		96 ->				<b>7744</b>			
911 - 911 Export USA								<b>7744</b>			
913							<b>4363</b>		348 D	21	<b>6+6</b>
<b>BRAKE DISC - Disco Freno</b>											
H 345 - 355 - 360 - 370			Brake Disc				<b>3409</b>		178 B	23	
<b>ICOMA</b>											
<b>CONCRETE MIXER</b>											
TRC 4 - 1 - 2 Autobetoniera							<b>3640</b>		280 R	10	
<b>IMC</b>											
<b>CONCRETE MIXER</b>											
IM 1000 Betoniera semovente							<b>1089</b>		216 R	10	
IM 2000 Betoniera semovente							<b>0945</b>		250 R	10	
<b>IMR</b>											
<b>TRACTOR</b>											
Tractor							<b>4391</b>		270 D	10	
<b>IMT</b>											
<b>5000 - 6000</b>											
5160 - 5200 - 5270 - 5300							<b>1931</b>		420 D	10	
<b>IRION</b>											
<b>DFG</b>											
1200							<b>4101</b>		225 R	10	
1500							<b>4101</b>		225 R	10	
2000							<b>4101</b>		225 R	10	
2500							<b>4101</b>		225 R	10	
3000							<b>4101</b>		225 R	10	
<b>HAT</b>											
1216				52 ->			<b>1232</b>		200 R	10	
1225				52 ->			<b>1232</b>		200 R	10	
1231				52 ->			<b>1232</b>		200 R	10	
<b>ISEKI</b>											
<b>TR Serie</b>											
63	49 kW						<b>4255</b>		280 D	18	<b>5+5</b>
<b>TX Serie</b>											
1300							<b>2512</b>		181 D	18	
1300							<b>4470</b>		184 D	13	
1500							<b>2512</b>		180 D	18	
1500							<b>4470</b>		184 D	13	
2140							<b>2512</b>		180 D	18	
2140							<b>4470</b>		184 D	13	
2160							<b>2512</b>		180 D	18	
2160							<b>4470</b>		184 D	13	

  Description	 Engine	 Gearbox - Chassis	 Year	 Code kit	 Code	 Code	 Code	 Z	 Pads
<b>ITALMACCHINE</b>									
<b>CONCRETE MIXER</b>									
Mosquito 06					8700	0812		184 R	10
Mosquito 10					8702	0209		216 R	10
Mosquito 15						0948		250 R	10
<b>ITMA EDILTER GALLAMINI</b>									
<b>TRACTOR</b>									
3.55 - 3.65						4119		280 R	14 5+5
3.75 - 3.85 Turbo						3830		310 R	20 6+6
3.75 - 3.85 Turbo						3829		310 R	14
30 FL						1089		216 R	10
30 FL						1327		216 D	10
600 - 700						0998		279 R	10
600 - 700				Double disc		4119		280 R	14 5+5
600 - 700				Double disc		1121		280 R	14
A 35					8702	1327		216 D	10
A 35					8702	1089		216 R	10
A 35 N - L						0990		216 R	11
A 302 - A 322					8702	1089		216 R	10
A 302 - A 322						1327		216 D	10
A 301 - A 352 - A 453 - A 503					8343	0308		250 R	10
A 553 - A 654					8331	0998		279 R	10
A 553 - A 654					8331	0225		278 D	10
A 553 - A 654				Double disc		4119		280 R	14 5+5
A 553 - A 654				Double disc		1121		280 R	14
NIKE 180/280/300/301/302/322						0990		216 R	11
NIKE 250/320/350/351352/401						1040		250 R	12
NIKE 400 FL - 480						1019		280 R	16
SIRIO 4 RM					8703	3634		216 R	10
<b>JCB LANDPOWER</b>									
<b>CONTRACTOR</b>									
130T - 150 T						4224		350 D	10 6+6
<b>FASTRAC</b>									
125-30 /40/55/65	100 kW					4224		350 D	10 6+6
130T30 /40/55/65	100 kW					4224		350 D	10 6+6
135	100 kW					4224		350 D	10 6+6
145T30 /40/55/65	100 kW					4224		350 D	10 6+6
150T40 /55/65	100 kW					4224		350 D	10 6+6
185-65	138 kW								
1115S - 1135						4224		350 D	10 6+6
2115 - 2125 - 2135 - 2150 - 3155 - 3185	85 - 125 kW								
<b>MK</b>									
MK I				72 ->		1456		325 R	10 10+10
MK II				72 ->		1456		325 R	10 10+10
MK III				73 ->		3577		330 R	10 4+4
<b>2 Serie</b>									
2				64 ->		1456		325 R	10 10+10
<b>3 Serie</b>									
3 - 3C - 3CS				64 ->		1456		325 R	10 10+10
<b>4 Serie</b>									
4C - 4CS				64 ->		1456		325 R	10 10+10
<b>BRAKE DISC - Disco Freno</b>									
3D				Brake Disc		1395		165 B	13
<b>JENBACHER</b>									
JH 35						4101		225 R	10

													
Description		Engine	Gearbox - Chassis			Year	Code kit	Code	Code	Code	Code	Code	Pads



























**John Deere** is the brand name of **Deere & Company**, an American corporation that manufactures agricultural, construction, and forestry machinery, diesel engines, drivetrains (axles, transmissions, gearboxes) used in heavy equipment, and lawn care equipment. In 2018, it was listed as 102nd in the Fortune 500 America's ranking and was ranked 394th in the global ranking. The company also provides financial services and other related activities.













Deere & Company is listed on the New York Stock Exchange under the symbol DE. The company's slogan is "Nothing Runs Like a Deere", and its logo is a leaping deer, with the words 'JOHN DEERE' under it. Various logos incorporating a leaping deer have been used by the company for over 155 years.




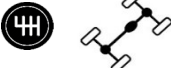








JOHN DEERE												
TRACTOR												
820				P.T.O.	-> 76			4305		228 D	23	
820				Main Disc	-> 76			1142	P005	250 R	15	
820				P.T.O.	76 ->			4305		228 D	23	
820				Main Disc	76 ->			1142	P005	250 R	15	
830				Main Disc				3629		280 R	15	
830				Optional - Main Disc				4018	P005	280 D	15	
830				Optional - Main Disc				4207		280 D	15	5+5
830				P.T.O.				4305		228 D	23	
830				Main Disc				3629	P005	280 R	15	
830				Optional - Main Disc				4018		280 D	15	
830				Optional - Main Disc				4207		280 D	15	5+5
830				P.T.O.				4305		228 D	23	
830				Main Disc				3629	P005	280 R	15	
830				Optional - Main Disc				4018		280 D	15	
830				Optional - Main Disc				4207		280 D	15	5+5
840	With Independent PTO	Chass. -> 495151		Main Disc				3629		280 R	15	
840	With Independent PTO	Chass. -> 495151		Optional - Main Disc				4018	P005	280 D	15	
840	With Independent PTO	Chass. -> 495151		Optional - Main Disc				4207		280 D	15	5+5
840	With Independent PTO	Chass. 495152 ->						4018		330 D	15	
840	With Motor PTO			P.T.O.				4305		228 D	23	
840	With Motor PTO			Main Disc				3629		280 R	15	
840	With Motor PTO			Optional - Main Disc				4018		280 D	15	
840	With Motor PTO			Optional - Main Disc				4207	P005	280 D	15	5+5
920				P.T.O.				4305		228 D	23	
920				Main Disc				1142	P005	250 R	15	
920				P.T.O.				4305		228 D	23	
920								1142	P005	250 R	15	
930	With Independent PTO							3629		280 R	15	
930	With Independent PTO			Optional - Main Disc				4018	P005	280 D	15	



























  Description	 Engine	  Gearbox - Chassis	 Optional - Main Disc	 Year	 Code kit	 Code	 Code	 Code	 Z	 Pads	
930	With Independent PTO		Optional - Main Disc				<b>4207</b>		280 D	15	<b>5+5</b>
930	With Motor PTO		P.T.O.				<b>4305</b>		228 D	23	
930	With Motor PTO		Main Disc				<b>3629</b>	<b>P005</b>	280 R	15	
930	With Motor PTO		Optional - Main Disc				<b>4018</b>		280 D	15	
930	With Motor PTO		Optional - Main Disc				<b>4207</b>		280 D	15	<b>5+5</b>
930	With Motor PTO		P.T.O.				<b>4305</b>		228 D	23	
930	With Motor PTO		Main Disc				<b>3629</b>	<b>P005</b>	280 R	15	
930	With Motor PTO		Optional - Main Disc				<b>4018</b>		280 D	15	
930	With Motor PTO		Optional - Main Disc				<b>4207</b>		280 D	15	<b>5+5</b>
930 VU			P.T.O.				<b>4305</b>		228 D	23	
930 VU			Main Disc				<b>1142</b>	<b>P005</b>	250 R	15	
930 VU							<b>1142</b>		250 R	15	
940	With Independent PTO	Chass. -> 495151	Main Disc				<b>3629</b>		280 R	15	
940	With Independent PTO	Chass. -> 495151	Optional - Main Disc				<b>4018</b>	<b>P005</b>	280 D	15	
940	With Independent PTO	Chass. -> 495151	Optional - Main Disc				<b>4207</b>		280 D	15	<b>5+5</b>
940	With Independent PTO	Chass. 495152 ->					<b>4018</b>		295 D	15	
940	With Motor PTO		P.T.O.				<b>4305</b>		228 D	23	
940	With Motor PTO		Main Disc				<b>3629</b>	<b>P005</b>	280 R	15	
940	With Motor PTO		Optional - Main Disc				<b>4018</b>		280 D	15	
940	With Motor PTO		Optional - Main Disc				<b>4207</b>		280 D	15	<b>5+5</b>
940 V	With Independent PTO		Main Disc				<b>3629</b>		280 R	15	
940 V	With Independent PTO		Optional - Main Disc				<b>4018</b>	<b>P005</b>	280 D	15	
940 V	With Motor PTO		P.T.O.				<b>4305</b>		228 D	23	
940 V	With Motor PTO		Main Disc				<b>4018</b>		280 D	15	
1020	With Independent PTO		Main Disc				<b>3629</b>		280 R	15	
1020	With Independent PTO		Optional - Main Disc				<b>4018</b>	<b>P005</b>	280 D	15	
1020	With Independent PTO		Optional - Main Disc				<b>4207</b>		280 D	15	<b>5+5</b>
1020 - 1020 V	With Motor PTO		P.T.O.				<b>4305</b>		228 D	23	
1020 - 1020 V	With Motor PTO		Main Disc				<b>3629</b>	<b>P005</b>	280 R	15	
1020 - 1020 V	With Motor PTO		Optional - Main Disc				<b>4018</b>		280 D	15	
1020 - 1020 V	With Motor PTO		Optional - Main Disc				<b>4207</b>		280 D	15	<b>5+5</b>
1020 V	With Motor PTO		P.T.O.	76 ->			<b>4305</b>		228 D	23	
1020 V	With Motor PTO		Main Disc	76 ->			<b>3629</b>		280 R	15	
1020 V	With Motor PTO		Optional - Main Disc	76 ->			<b>4018</b>		280 D	15	
1020 V	With Motor PTO		Optional - Main Disc	76 ->			<b>4207</b>		280 D	15	<b>5+5</b>
1030	With Independent PTO	Chass. -> 224436	Main Disc				<b>3629</b>		280 R	15	
1030	With Independent PTO	Chass. -> 224436	Optional - Main Disc				<b>4018</b>	<b>P005</b>	280 D	15	
1030	With Independent PTO	Chass. -> 224436	Optional - Main Disc				<b>4207</b>		280 D	15	<b>5+5</b>
1030	With Independent PTO	Chass. 224437 ->	Main Disc				<b>3629</b>		280 R	15	
1030	With Independent PTO	Chass. 224437 ->	Optional - Main Disc				<b>4018</b>		280 D	15	
1030	With Independent PTO	Chass. 224437 ->	Optional - Main Disc				<b>4207</b>	<b>P005</b>	280 D	15	<b>5+5</b>
1030	With Motor PTO	Chass. -> 224436	P.T.O.				<b>4305</b>		228 D	23	
1030	With Motor PTO	Chass. -> 224436	Main Disc				<b>3629</b>	<b>P005</b>	280 R	15	
1030	With Motor PTO	Chass. -> 224436	Optional - Main Disc				<b>4018</b>		280 D	15	
1030	With Motor PTO	Chass. -> 224436	Optional - Main Disc				<b>4207</b>		280 D	15	<b>5+5</b>
1030	With Motor PTO	Chass. 224437 ->	P.T.O.				<b>4305</b>		228 D	23	
1030	With Motor PTO	Chass. 224437 ->	Main Disc				<b>3629</b>		280 R	15	
1030	With Motor PTO	Chass. 224437 ->	Optional - Main Disc				<b>4018</b>		280 D	15	
1030	With Motor PTO	Chass. 224437 ->	Optional - Main Disc				<b>4207</b>		280 D	15	<b>5+5</b>
1030 OU - 1030 VU			Main Disc				<b>3629</b>		280 R	15	
1030 OU - 1030 VU - 1035 EF			P.T.O.				<b>4305</b>		228 D	23	
1030 OU - 1030 VU - 1035 EF			Main Disc				<b>1142</b>	<b>P005</b>	250 R	15	
1035 - 1035 EF			Main Disc				<b>3629</b>		280 R	15	
1035	With Motor PTO		P.T.O.				<b>4305</b>		228 D	23	
1035	With Motor PTO		Main Disc				<b>3629</b>	<b>P005</b>	280 R	15	
1040	With Independent PTO	Chass. -> 495151	Main Disc				<b>3629</b>		280 R	15	
1040	With Independent PTO	Chass. -> 495151	Optional - Main Disc				<b>4018</b>		280 D	15	
1040	With Independent PTO	Chass. -> 495151	Optional - Main Disc				<b>4207</b>	<b>P005</b>	280 D	15	<b>5+5</b>













 Description	 Engine	 Gearbox - Chassis	 P.T.O.	 Main Disc	 Optional	 Code kit	 Disc	 Disc	 Disc	Z		 Pads
										Year	Code	
1040	With Independent PTO	Chass. 495152 ->						<b>4018</b>		295 D	15	
1040	With Motor PTO		P.T.O.					<b>4305</b>		228 D	23	
1040	With Motor PTO		Main Disc					<b>3629</b>		280 R	15	
1040	With Motor PTO		Optional - Main Disc					<b>4018</b>		280 D	15	
1040	With Motor PTO		Optional - Main Disc					<b>4207</b>	<b>P005</b>	280 D	15	<b>5+5</b>
1040 V	With Independent PTO		Main Disc					<b>3629</b>		280 R	15	
1040 V	With Motor PTO		P.T.O.					<b>4305</b>		228 D	23	
1040 V	With Motor PTO		Main Disc					<b>4018</b>		280 D	15	
1120	With Independent PTO		Main Disc					<b>3629</b>		280 R	15	
1120	With Independent PTO		Optional - Main Disc					<b>4018</b>	<b>P005</b>	280 D	15	
1120	With Independent PTO		Optional - Main Disc					<b>4207</b>		280 D	15	<b>5+5</b>
1120	With Independent PTO		Main Disc					<b>3629</b>		280 R	15	
1120	With Independent PTO		Optional - Main Disc					<b>4018</b>		280 D	15	
1120	With Independent PTO		Optional - Main Disc					<b>4207</b>	<b>P005</b>	280 D	15	<b>5+5</b>
1120	With Motor PTO		P.T.O.					<b>4305</b>		228 D	23	
1120	With Motor PTO		Main Disc					<b>3629</b>	<b>P005</b>	280 R	15	
1120	With Motor PTO		Optional - Main Disc					<b>4018</b>		280 D	15	
1120	With Motor PTO		Optional - Main Disc					<b>4207</b>		280 D	15	
1120	With Motor PTO		P.T.O.					<b>4305</b>		228 D	23	
1120	With Motor PTO		Main Disc					<b>3629</b>		280 R	15	
1120	With Motor PTO		Optional - Main Disc					<b>4018</b>		280 D	15	
1120	With Motor PTO		Optional - Main Disc					<b>4207</b>		280 D	15	<b>5+5</b>
1130	With Independent PTO	Chass. -> 224436	Main Disc					<b>3629</b>		280 R	15	
1130	With Independent PTO	Chass. -> 224436	Optional - Main Disc					<b>4018</b>	<b>P005</b>	280 D	15	
1130	With Independent PTO	Chass. -> 224436	Optional - Main Disc					<b>4207</b>		280 D	15	<b>5+5</b>
1130	With Independent PTO	Chass. 224437 ->	Main Disc					<b>3629</b>		280 R	15	
1130	With Independent PTO	Chass. 224437 ->	Optional - Main Disc					<b>4018</b>		280 D	15	
1130	With Independent PTO	Chass. 224437 ->	Optional - Main Disc					<b>4207</b>	<b>P005</b>	280 D	15	<b>5+5</b>
1130	With Motor PTO	Chass. -> 224436	P.T.O.					<b>4305</b>		228 D	23	
1130	With Motor PTO	Chass. -> 224436	Main Disc					<b>3629</b>	<b>P005</b>	280 R	15	
1130	With Motor PTO	Chass. -> 224436	Optional - Main Disc					<b>4018</b>		280 D	15	
1130	With Motor PTO	Chass. -> 224436	Optional - Main Disc					<b>4207</b>		280 D	15	<b>5+5</b>
1130	With Motor PTO	Chass. 224437 ->	P.T.O.					<b>4305</b>		228 D	23	
1130	With Motor PTO	Chass. 224437 ->	Main Disc					<b>3629</b>		280 R	15	
1130	With Motor PTO	Chass. 224437 ->	Optional - Main Disc					<b>4018</b>		280 D	15	
1130	With Motor PTO	Chass. 224437 ->	Optional - Main Disc					<b>4207</b>		280 D	15	<b>5+5</b>
1140 - 1140 N	With Independent PTO	Chass. -> 495151	Main Disc					<b>3629</b>		280 R	15	
1140 - 1140 N	With Independent PTO	Chass. -> 495151	Optional - Main Disc					<b>4018</b>	<b>P005</b>	280 D	15	
1140 - 1140 N	With Independent PTO	Chass. -> 495151	Optional - Main Disc					<b>4207</b>		280 D	15	<b>5+5</b>
1140 - 1140 N		Chass. 495152 ->						<b>4018</b>		295 D	15	
1140 - 1140 N	With Motor PTO		P.T.O.					<b>4305</b>		228 D	23	
1140 - 1140 N	With Motor PTO		Main Disc					<b>3629</b>		280 R	15	
1140 - 1140 N	With Motor PTO		Optional - Main Disc					<b>4018</b>		280 D	15	
1140 - 1140 N	With Motor PTO		Optional - Main Disc					<b>4207</b>	<b>P005</b>	280 D	15	<b>5+5</b>
1140 F - 1140 V	With Independent PTO		Main Disc					<b>3629</b>		280 R	15	
1140 F - 1140 V	With Independent PTO		Optional - Main Disc					<b>4018</b>	<b>P005</b>	280 D	15	
1140 F - 1140 V	With Motor PTO		P.T.O.					<b>4305</b>		228 D	23	
1140 F - 1140 V	With Motor PTO		Main Disc					<b>3629</b>		280 R	15	
1140 F - 1140 V	With Motor PTO		Optional - Main Disc					<b>4018</b>		280 D	15	
1215 - 1315								<b>3970</b>		160 R	10	
1350								<b>4018</b>		295 D	15	
1350	With Motor PTO		P.T.O.					<b>4305</b>		228 D	23	
1350	With Motor PTO		Main Disc					<b>4018</b>		280 D	15	
1445 F			Main Disc					<b>4480</b>	<b>7741</b>	250 D	18	
1445 F			P.T.O.					<b>3949</b>	<b>7745</b>	250 R	20	
1530	With Independent PTO		Main Disc					<b>3629</b>		280 R	15	
1530	With Motor PTO		P.T.O.					<b>4305</b>		228 D	23	
1530	With Motor PTO		Main Disc					<b>3629</b>	<b>P005</b>	280 R	15	

  Description	 Engine	 Gearbox - Chassis	 Year	 Code kit	 Code	 Code	 Code	 Code	 Z	 Pads
1550	With Independent PTO						<b>4018</b>		295 D	15
1550	With Motor PTO		P.T.O.				<b>4305</b>		228 D	23
1550	With Motor PTO		Main Disc				<b>3629</b>		280 R	15
1550	With Motor PTO		Optional - Main Disc				<b>4018</b>		280 D	15
1630	With Independent PTO	Chass. -> 224436	Main Disc				<b>3629</b>		280 R	15
1630	With Independent PTO	Chass. -> 224436	Optional - Main Disc				<b>4018</b>	<b>P005</b>	280 D	15
1630	With Independent PTO	Chass. -> 224436	Optional - Main Disc				<b>4207</b>		280 D	15
1630	With Independent PTO	Chass. 224437 ->	Main Disc				<b>3629</b>		280 R	15
1630	With Independent PTO	Chass. 224437 ->	Optional - Main Disc				<b>4018</b>		280 D	15
1630	With Independent PTO	Chass. 224437 ->	Optional - Main Disc				<b>4207</b>	<b>P005</b>	280 D	15
1630	With Motor PTO	Chass. -> 224436	P.T.O.				<b>4305</b>		228 D	23
1630	With Motor PTO	Chass. -> 224436	Main Disc				<b>3629</b>	<b>P005</b>	280 R	15
1630	With Motor PTO	Chass. -> 224436	Optional - Main Disc				<b>4018</b>		280 D	15
1630	With Motor PTO	Chass. -> 224436	Optional - Main Disc				<b>4207</b>		280 D	15
1630	With Motor PTO	Chass. 224437 ->	P.T.O.				<b>4305</b>		228 D	23
1630	With Motor PTO	Chass. 224437 ->	Main Disc				<b>3629</b>		280 R	15
1630	With Motor PTO	Chass. 224437 ->	Optional - Main Disc				<b>4018</b>		280 D	15
1630	With Motor PTO	Chass. 224437 ->	Optional - Main Disc				<b>4207</b>		280 D	15
1630 OU			Main Disc				<b>3629</b>		280 R	15
1630 OU			P.T.O.				<b>4305</b>		228 D	23
1630 OU			Main Disc				<b>3629</b>	<b>P005</b>	280 R	15
1630 VU							<b>1142</b>		250 R	15
1630 VU			P.T.O.				<b>4305</b>		228 D	23
1630 VU			Main Disc				<b>1142</b>	<b>P005</b>	250 R	15
1635 - 1635 EV			Main Disc				<b>3629</b>		280 R	15
1635 - 1635 EV			P.T.O.				<b>4305</b>		228 D	23
1635 - 1635 EV			Main Disc				<b>3629</b>	<b>P005</b>	280 R	15
1635 EF			Main Disc				<b>3629</b>		280 R	15
1635 EF			P.T.O.				<b>4305</b>		228 D	23
1635 EF			Main Disc				<b>3629</b>		280 R	15
1640	With Independent PTO	Chass. -> 463068	Optional - Main Disc				<b>4018</b>		280 D	15
1640	With Independent PTO	Chass. -> 463068	Optional - Main Disc				<b>4207</b>	<b>P005</b>	280 D	15
1640		Chass. 463069 ->					<b>4109</b>		320 D	15
1640		Chass. 463069 ->	Optional				<b>4266</b>	<b>P005</b>	320 D	15
1640	With Motor PTO		P.T.O.				<b>4305</b>		228 D	23
1640	With Motor PTO		Main Disc				<b>4018</b>		280 D	15
1640 F	With Independent PTO		Main Disc				<b>4018</b>		280 D	15
1640 F	With Motor PTO		P.T.O.				<b>4305</b>		228 D	23
1640 F	With Motor PTO		Main Disc				<b>4018</b>		280 D	15
1745 F			Main Disc				<b>4480</b>	<b>7741</b>	250 D	18
1745 F			P.T.O.				<b>3949</b>	<b>7745</b>	250 R	20
1750	With Independent PTO						<b>4018</b>		295 D	15
1750	With Motor PTO		P.T.O.				<b>4305</b>		228 D	23
1750	With Motor PTO		Main Disc				<b>4018</b>		280 D	15
1750 V	With Independent PTO						<b>4018</b>		295 D	15
1750 V	With Motor PTO		P.T.O.				<b>4305</b>		228 D	23
1750 V	With Motor PTO		Main Disc				<b>4018</b>		280 D	15
1830	With Independent PTO	Chass. -> 224436	Main Disc				<b>3629</b>		280 R	15
1830	With Independent PTO	Chass. -> 224436	Optional - Main Disc				<b>4018</b>	<b>P005</b>	280 D	15
1830	With Independent PTO	Chass. -> 224436	Optional - Main Disc				<b>4207</b>		280 D	15
1830	With Independent PTO	Chass. 224437 ->	Main Disc				<b>3629</b>		280 R	15
1830	With Independent PTO	Chass. 224437 ->	Optional - Main Disc				<b>4018</b>		280 D	15
1830	With Independent PTO	Chass. 224437 ->	Optional - Main Disc				<b>4207</b>	<b>P005</b>	280 D	15
1840	With Independent PTO		Main Disc				<b>4018</b>		280 D	15
1840	With Independent PTO		Optional - Main Disc				<b>4207</b>	<b>P005</b>	280 D	15
1840 F	With Motor PTO		P.T.O.				<b>4305</b>		228 D	23
1840 F	With Motor PTO		Main Disc				<b>4018</b>		280 D	15
1845 F			Main Disc				<b>4480</b>	<b>7741</b>	250 D	18













 										
Description	Engine	Gearbox - Chassis		Year	Code kit	Code	Code	Code	Z	Pads
1845 F			P.T.O.				<b>3949</b>	<b>7745</b>	250 R	20
1850							<b>4018</b>		295 D	15
1850	With Motor PTO		P.T.O.				<b>4305</b>		228 D	23
1850	With Motor PTO		Main Disc				<b>4018</b>		280 D	15
1850 F - 1850 V - 1950 F	With Independent PTO		Main Disc				<b>4018</b>		280 D	15
1850 F - 1850 N - 1850 V - 1950 F - 1950 N	With Independent PTO						<b>4018</b>		295 D	15
1850 F - 1850 N - 1850 V - 1950 F - 1950 N	With Motor PTO		P.T.O.				<b>4305</b>		228 D	23
1850 F - 1850 N - 1850 V - 1950 F - 1950 N	With Motor PTO		Main Disc				<b>4018</b>		280 D	15
2000			P.T.O.				<b>3159</b>		280 R	28
2000			Main Disc				<b>4277</b>		310 R	18 <b>6+6</b>
2020	With Independent PTO		Main Disc				<b>3629</b>		280 R	15
2020	With Independent PTO		Optional - Main Disc				<b>4018</b>	<b>P005</b>	280 D	15
2020	With Independent PTO		Main Disc				<b>3629</b>		280 R	15
2020	With Independent PTO		Optional - Main Disc				<b>4018</b>		280 D	15
2020 - 2030	With Motor PTO		P.T.O.				<b>4305</b>		228 D	23
2020 - 2030	With Motor PTO		Main Disc				<b>3629</b>	<b>P005</b>	280 R	15
2020 - 2030	With Motor PTO		Optional - Main Disc				<b>4018</b>		280 D	15
2020 - 2030	With Motor PTO		P.T.O.				<b>4305</b>		228 D	23
2020 - 2030	With Motor PTO		Main Disc				<b>3629</b>		280 R	15
2020 - 2030	With Motor PTO		Optional - Main Disc				<b>4018</b>		280 D	15
2030	With Independent PTO		Main Disc				<b>3629</b>		280 R	15
2030	With Independent PTO		Optional - Main Disc				<b>4018</b>	<b>P005</b>	280 D	15
2030	With Independent PTO		Optional - Main Disc				<b>4207</b>		280 D	15 <b>5+5</b>
2030 OU - 2035 - 2035 EF	With Independent PTO		Main Disc				<b>3629</b>		280 R	15
2030 OU - 2035 - 2035 EF	With Motor PTO		P.T.O.				<b>4305</b>		228 D	23
2030 OU - 2035 - 2035 EF	With Motor PTO		Main Disc				<b>3629</b>		280 R	15
2040	With Independent PTO		Main Disc				<b>4018</b>		280 D	15
2040	With Independent PTO		Optional - Main Disc				<b>4207</b>	<b>P005</b>	280 D	15 <b>5+5</b>
2040	With Independent PTO		Main Disc				<b>4109</b>		320 D	15
2040	With Independent PTO		Optional - Main Disc				<b>4266</b>	<b>P005</b>	320 D	15 <b>6+6</b>
2040	With Motor PTO		P.T.O.				<b>4305</b>		228 D	23
2040	With Motor PTO		Main Disc				<b>4018</b>		280 D	15
2040	With Motor PTO		Optional - Main Disc				<b>4207</b>	<b>P005</b>	280 D	15 <b>5+5</b>
2040 F	With Independent PTO		Main Disc				<b>4018</b>		280 D	15
2040 F	With Motor PTO		P.T.O.				<b>4305</b>		228 D	23
2040 F	With Motor PTO		Main Disc				<b>3629</b>		280 R	15
2040 S				86 ->			<b>3928</b>		320 D	10
2040 S			Optional	86 ->			<b>4084</b>	<b>P005</b>	320 D	10 <b>6+6</b>
2040 S			Optional	86 ->			<b>4084</b>		330 D	10 <b>6+6</b>
2040 S			Optional	86 ->			<b>4306</b>	<b>P005</b>	330 D	10 <b>6+6</b>
2100			P.T.O.				<b>3159</b>		280 R	28
2100			Main Disc				<b>4277</b>		310 R	18 <b>6+6</b>
2120	With Independent PTO		Main Disc				<b>3629</b>		280 R	15
2120	With Independent PTO		Optional - Main Disc				<b>4018</b>	<b>P005</b>	280 D	15
2120	With Independent PTO		Main Disc				<b>3629</b>		280 R	15
2120	With Independent PTO		Optional - Main Disc				<b>4018</b>		280 D	15
2120	With Motor PTO		P.T.O.				<b>4305</b>		228 D	23
2120	With Motor PTO		Main Disc				<b>3629</b>	<b>P005</b>	280 R	15
2120	With Motor PTO		Optional - Main Disc				<b>4018</b>		280 D	15
2120	With Motor PTO		P.T.O.				<b>4305</b>		228 D	23
2120	With Motor PTO		Main Disc				<b>3629</b>		280 R	15
2120	With Motor PTO		Optional - Main Disc				<b>4018</b>		280 D	15
2130	Powershift	Chass. -> 224436					<b>4445</b>		300 R	10
2130	Powershift	Chass. -> 224436	Optional				<b>4259</b>	<b>P005</b>	300 D	10
2130	Powershift	Chass. -> 224436	Optional				<b>4445</b>		300 R	10 <b>6+6</b>
2130		Chass. 224437 ->							300 R	15
2130		Chass. 224437 ->	Optional				<b>4018</b>	<b>P005</b>	295 D	15
2135	Powershift						<b>4445</b>		300 R	10




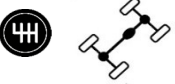








  Description	 Engine	 Gearbox - Chassis		 Year	 Code kit	 Code	 Code	 Code	 Z		 Pads
2135									300 R	15	
2140							<b>3928</b>		320 D	10	
2140			Optional				<b>4084</b>	<b>P005</b>	320 D	10	<b>6+6</b>
2140			Optional				<b>4306</b>	<b>P005</b>	327 D	10	<b>6+6</b>
2200			P.T.O.				<b>3159</b>		280 R	28	
2200			Main Disc				<b>4277</b>		310 R	18	<b>6+6</b>
2250							<b>4109</b>		320 D	15	
2250			Optional				<b>4266</b>	<b>P005</b>	320 D	15	<b>6+6</b>
2250		Chass. -> 649118					<b>4109</b>		320 D	15	
2250		Chass. -> 649118	Optional				<b>4266</b>	<b>P005</b>	320 D	15	<b>6+6</b>
2250		Chass. 649119 ->					<b>4109</b>		320 D	15	
2250		Chass. 649119 ->	Optional				<b>4266</b>	<b>P005</b>	320 D	15	<b>6+6</b>
2250			P.T.O.				<b>4305</b>		228 D	23	
2250			Main Disc				<b>4018</b>		280 D	15	
2250 F							<b>4266</b>		320 D	15	<b>6+6</b>
2250 F			P.T.O.				<b>4305</b>		228 D	23	
2250 F			Main Disc				<b>4018</b>		280 D	15	
2300			P.T.O.				<b>3159</b>		280 R	28	
2300			Main Disc				<b>4277</b>		310 R	18	<b>6+6</b>
2345 F			Main Disc				<b>4480</b>	<b>7741</b>	250 D	18	
2345 F			P.T.O.				<b>3949</b>	<b>7745</b>	250 R	20	
2400			P.T.O.				<b>3159</b>		280 R	28	
2400			Main Disc				<b>4277</b>		310 R	18	<b>6+6</b>
2450							<b>4109</b>		320 D	15	
2450			Optional				<b>4266</b>	<b>P005</b>	320 D	15	<b>6+6</b>
2450		Chass. -> 649118					<b>4109</b>		320 D	15	
2450		Chass. -> 649118	Optional				<b>4266</b>	<b>P005</b>	320 D	15	<b>6+6</b>
2450		Chass. 649119 ->					<b>4109</b>		320 D	15	
2450		Chass. 649119 ->	Optional				<b>4266</b>	<b>P005</b>	320 D	15	<b>6+6</b>
2450			P.T.O.				<b>4305</b>		228 D	23	
2450			Main Disc				<b>4018</b>		280 D	15	
2450 F							<b>4266</b>		320 D	15	<b>6+6</b>
2450 F			P.T.O.				<b>4305</b>		228 D	23	
2450 F			Main Disc				<b>4018</b>		280 D	15	
2650	Powershift						<b>4084</b>		327 D	10	<b>6+6</b>
2650	Powershift		Optional				<b>4306</b>		327 D	10	<b>6+6</b>
2650							<b>1429</b>		327 D	15	
2650 SG2 cabin		Chass. -> 649118					<b>4109</b>		320 D	15	
2650 SG2 cabin		Chass. -> 649118	Optional				<b>4266</b>	<b>P005</b>	320 D	15	<b>6+6</b>
2650 SG2 cabin		Chass. 649119 ->					<b>4109</b>		320 D	15	
2650 SG2 cabin		Chass. 649119 ->	Optional				<b>4266</b>	<b>P005</b>	320 D	15	<b>6+6</b>
2650 F							<b>4084</b>		327 D	10	<b>6+6</b>
2650 F							<b>4266</b>		320 D	15	<b>6+6</b>
2650 N							<b>4109</b>		320 D	15	
2650 N			Optional				<b>4266</b>	<b>P005</b>	320 D	15	<b>6+6</b>
2700 - 2800							<b>4351</b>	<b>P009</b>	327 R	18	<b>5+5</b>
2850			Optional				<b>4306</b>		327 D	10	<b>6+6</b>
2850	Powershift						<b>1429</b>		327 D	15	
2850	Powershift		Optional				<b>4266</b>	<b>P005</b>	320 D	15	<b>6+6</b>
2850 SG2 cabin		Chass. -> 649118					<b>4109</b>		320 D	15	
2850 SG2 cabin		Chass. -> 649118	Optional				<b>4266</b>	<b>P005</b>	320 D	15	<b>6+6</b>
2850 SG2 cabin		Chass. 649119 ->					<b>4109</b>		320 D	15	
2850 SG2 cabin		Chass. 649119 ->	Optional				<b>4266</b>	<b>P005</b>	320 D	15	<b>6+6</b>
2900							<b>4351</b>	<b>P009</b>	327 R	18	<b>5+5</b>
3030							<b>4445</b>		300 R	10	
3030			Optional				<b>4259</b>	<b>P005</b>	300 D	10	
3030			Optional				<b>4445</b>		300 R	10	<b>6+6</b>
3030							<b>4445</b>		300 R	10	













  Description	 Engine	 Gearbox - Chassis	 Optional	 Year	 Code kit	 Code	 Code	 Code	 Z		 Pads
3030			Optional				4259		300 D	10	
3030			Optional				4445	P005	300 R	10	6+6
3040							3928		320 D	10	
3040			Optional				4084	P005	320 D	10	6+6
3040			Optional				4306		327 D	10	6+6
3050							4084		327 D	10	6+6
3050			Optional				4306		327 D	10	6+6
3050	Powershift						1429		327 D	15	
3050	Powershift		Optional				4266	P005	320 D	15	6+6
3050							4109		320 D	15	
3050 SG2 cabin		Chass. -> 649118					4109		320 D	15	
3050 SG2 cabin		Chass. -> 649118	Optional				4266	P005	320 D	15	6+6
3050 SG2 cabin		Chass. 649119 ->					4109		320 D	15	
3050 SG2 cabin		Chass. 649119 ->	Optional				4266	P005	320 D	15	6+6
3100 - 3110			Main Disc				4158	7741	280 D	16	
3100 - 3110			P.T.O.				4260	7745	280 R	13	
3120 - 3130							4445		300 R	10	
3120 - 3130			Optional				4259	P005	300 D	10	
3120 - 3130			Optional				4445		300 R	10	6+6
3120 - 3130							4445		300 R	10	
3120 - 3130			Optional				4259		300 D	10	
3120 - 3130			Optional				4445	P005	300 R	10	6+6
3140		Chass. -> 415943					3928		320 D	10	
3140		Chass. -> 415943	Optional				4084		320 D	10	6+6
3140		Chass. 415944 ->	Optional				4306	P005	327 D	10	6+6
3140		Chass. 415944 ->	Optional				4654		327 D	10	
3150			Optional				4306	P005	327 D	10	6+6
3150			Optional				4654		327 D	10	
3200 - 3200 X		Chass. -> 3138	Main Disc				4158	7741	280 D	16	
3200 - 3200 X		Chass. -> 3138	P.T.O.				4260	7745	280 R	13	
3200 - 3200 X		Chass. 3139 ->	Main Disc				4185	7741	310 D	16	
3200 - 3200 X		Chass. 3139 ->	P.T.O.				4260	7745	280 R	13	
3210			Main Disc				4185	7741	310 D	16	
3210			P.T.O.				4260	7745	280 R	13	
3210 X							4357		310 R	13	
3210 X			Optional				4357		310 R	13	6+6
3210 X			Main Disc				4185	7741	310 D	16	
3210 X			P.T.O.				4260	7745	280 R	13	
3300 - 3300 X		Chass. -> 003090	Main Disc				4185	7741	310 D	16	
3300 - 3300 X		Chass. -> 003090	P.T.O.				4260	7745	280 R	13	
3300 - 3300 X		Chass. 003091 ->	Main Disc				4618	7741	327 D	16	
3300 - 3300 X		Chass. 003091 ->	P.T.O.				4356	7745	310 R	13	
3300 - 3300 X		Chass. 003091 ->	Main Disc				4618		327 D	16	
3300 - 3300 X		Chass. 003091 ->	P.T.O.				4356		310 R	13	
3300 - 3300 X		Chass. 003091 ->	Optional - Main Disc				4622		327 D	16	5+5
3300 - 3300 X		Chass. 003091 ->	Optional - P.T.O.				4356		310 R	13	
3310 - 3310 X			Main Disc				4618	7741	327 D	16	
3310 - 3310 X			P.T.O.				4356	7745	310 R	13	
3310 - 3310 X			Main Disc				4185		327 D	16	
3310 - 3310 X			P.T.O.				4357		310 R	13	6+6
3310 X							4357		310 R	13	
3340							4084		327 D	10	6+6
3350							4084		327 D	10	6+6
3350			Optional				4306		327 D	10	6+6
3350	Powershift						1429		327 D	15	
3350	Powershift		Optional				4266	P005	320 D	15	6+6
3350 SG2 cabin		Chass. -> 649118					4084		327 D	10	6+6
3350 SG2 cabin		Chass. -> 649118	Optional				4306	P005	327 D	10	6+6

 										
Description	Engine	Gearbox - Chassis		Year	Code kit	Code	Code	Code	Z	Pads
3350 SG2 cabin		Chass. -> 649118	Optional				4654		327 D	10
3350 SG2 cabin		Chass. 649119 ->					4084		327 D	10 6+6
3350 SG2 cabin		Chass. 649119 ->	Optional				4306	P005	327 D	10 6+6
3350 SG2 cabin		Chass. 649119 ->	Optional				4654		327 D	10
3400 - 3400 X		Chass. -> 003986	Main Disc				4618	7741	327 D	16
3400 - 3400 X		Chass. -> 003986	P.T.O.				4356	7745	310 R	13
3400 - 3400 X		Chass. -> 003986	Optional - Main Disc				4622		327 D	16 5+5
3400 - 3400 X		Chass. -> 003986	Optional - P.T.O.				4356		310 R	13
3400 - 3400 X		Chass. 003987 ->	Main Disc				4261	7741	310 D	16 8+8
3400 - 3400 X		Chass. 003987 ->	P.T.O.				4713	7745	280 R	13 4+4
3410 - 3410 X			Main Disc				4261	7741	310 D	16 8+8
3410 - 3410 X			P.T.O.				4713	7745	280 R	13 4+4
3410 X							4357		310 R	13
3410 X			Optional				4357		310 R	13 6+6
3640 - 3640 S							4084		327 D	10 6+6
3640 - 3640 S			Optional				4306	P005	327 D	10 6+6
3640 - 3640 S			Optional				4654		327 D	10
3640 - 3640 S							4084		327 D	10 6+6
3640 - 3640 S			Optional				4306	P005	327 D	10 6+6
3640 - 3640 S			Optional				4654		327 D	10
3650		Chass. -> 64118					4306		320 D	10 6+6
3650		Chass. -> 64118	Optional				4306	P005	320 D	10 6+6
3650		Chass. 64119 ->					4306		320 D	10 6+6
3650		Chass. 64119 ->	Optional				4306	P005	320 D	10 6+6
5103 - 5103 S - 5203			Main Disc						280	19
5103 - 5103 S - 5203			P.T.O.				4679		280 R	13 3+3
5103 - 5203 - 5303 - 5403 - 5310			Main Disc						280	19 4+4
5103 - 5203 - 5303 - 5403 - 5310			P.T.O.						280	13 4+4
5105 USA			Main Disc						280	19 4+4
5105 USA			P.T.O.				4658		280	13 4+4
5200 USA			P.T.O.				4658		280	13 4+4
5200 USA		Hyd. Reverser	Main Disc				4658		280	13
5200 USA		Collar Shift - Top Shaft	Main Disc						280	19 6+6
5200 USA		Collar Shift - Top Shaft	P.T.O.				4658		280	13 4+4
5200 USA		Collar Shift - Top Shaft	P.T.O.				4658		280	13 4+4
5205 USA			Main Disc						280	19 4+4
5205 USA			P.T.O.				4658		280	13 4+4
5210 USA		Power Reverser	P.T.O.				4658		280	13 4+4
5210 USA		Power Reverser	P.T.O.				4658		280	13 4+4
5210 USA		Collar Shift - Sync. Shuttle	Main Disc						280	19 6+6
5210 USA		Collar Shift - Sync. Shuttle	P.T.O.				4658		280	13 4+4
5210 USA		Collar Shift - Sync. Shuttle	P.T.O.				4658		280	13 4+4
5215 - 5215 F - 5215 V		Gbox 24x12	P.T.O.						280	13 3+3
5215 - 5215 F - 5215 V			Main Disc						280 R	12 4+4
5215 - 5215 F - 5215 V			P.T.O.					P014	280	13 3+3
5220 USA		Power Reverser	P.T.O.				4658		280	13 4+4
5220 USA		Collar Shift - Sync. Shuttle	Main Disc						280	19 6+6
5220 USA		Collar Shift - Sync. Shuttle	P.T.O.				4658		280	13 4+4
5220 USA		Collar Shift - Sync. Shuttle	P.T.O.				4658	P014	280	13 4+4
5225 USA		Power Reverser	P.T.O.				4658		280	13 4+4
5225 USA									325 D	24
5225 USA		Sync. Shuttle	Main Disc						280	19 6+6
5225 USA		Sync. Shuttle	P.T.O.				4658		280	13 4+4
5300 - 5300 N			Main Disc						280	12 6+6
5300 - 5300 N			P.T.O.						280	13 4+4
5300 USA		Hyd. Reverser	P.T.O.				4658		280	13 4+4
5300 USA			P.T.O.				4658		280	13 4+4
5300 USA		Collar Shift - Top Shaft	Main Disc						280	19 6+6



  Description	 Engine	 Gearbox - Chassis	 P.T.O.	 Year	 Code kit	 Code	 Code	 Code	 Z	 Pads	
5300 USA		Collar Shift - Top Shaft	P.T.O.				<b>4658</b>		280	13	<b>4+4</b>
5300 USA		Collar Shift - Top Shaft	P.T.O.				<b>4658</b>	<b>P014</b>	280	13	<b>4+4</b>
5303 USA			Main Disc						280	19	<b>4+4</b>
5303 USA			P.T.O.						280	13	<b>4+4</b>
5310 - 5310 N			Main Disc						280	12	<b>6+6</b>
5310 - 5310 N			P.T.O.				<b>4628</b>		280 R	13	<b>4+4</b>
5310 USA		Power Reverser	P.T.O.				<b>4658</b>		280	13	<b>4+4</b>
5310 USA - 5310 N USA		Collar Shift - Sync. Shuttle	Main Disc						280	19	<b>6+6</b>
5310 USA - 5310 N USA		Collar Shift - Sync. Shuttle	P.T.O.				<b>4658</b>		280	13	<b>4+4</b>
5310 USA - 5310 N USA			P.T.O.				<b>4658</b>		280	13	<b>4+4</b>
5315 - 5315 F - 5315 V		Gbox 24x12	P.T.O.						280	13	<b>3+3</b>
5315 - 5315 F - 5315 V			Main Disc						280 R	12	<b>4+4</b>
5315 - 5315 F - 5315 V			P.T.O.					<b>P014</b>	280	13	<b>3+3</b>
5320 USA		Power Reverser					<b>4658</b>		280	13	<b>4+4</b>
5320 USA - 5320 N USA		Sync. Shuttle	Main Disc						280	19	<b>6+6</b>
5325		Power Reverser	P.T.O.				<b>4658</b>		280	13	<b>4+4</b>
5325 USA		Power Reverser							325 D	24	
5325		Sync. Shuttle	Main Disc						280	19	<b>6+6</b>
5325		Sync. Shuttle	P.T.O.				<b>4658</b>		280	13	<b>4+4</b>
5400 - 5400 N			Main Disc						280	12	<b>6+6</b>
5400 - 5400 N			P.T.O.						280	13	<b>4+4</b>
5400 USA		Hyd. Reverser	P.T.O.				<b>4658</b>		280	13	<b>4+4</b>
5400 USA		Hyd. Reverser	P.T.O.				<b>4658</b>		280	13	<b>4+4</b>
5400 USA		Collar Shift - Top Shaft	Main Disc						280	19	<b>6+6</b>
5400 USA		Collar Shift - Top Shaft	P.T.O.				<b>4658</b>		280	13	<b>4+4</b>
5400 USA		Collar Shift - Top Shaft	P.T.O.				<b>4658</b>	<b>P014</b>	280	13	<b>4+4</b>
5400 N USA		Top Shaft	Main Disc						280	19	<b>6+6</b>
5400 N USA		Top Shaft	P.T.O.				<b>4658</b>		280	13	<b>4+4</b>
5400 N USA		Top Shaft	P.T.O.				<b>4658</b>	<b>P014</b>	280	13	<b>4+4</b>
5403 USA			Main Disc						280	19	<b>6+6</b>
5403 USA			P.T.O.				<b>4658</b>		280	13	<b>4+4</b>
5410 5410 N			Main Disc						280	12	<b>6+6</b>
5410 5410 N			P.T.O.				<b>4628</b>		280 R	13	<b>4+4</b>
5410 USA		Power Reverser	P.T.O.				<b>4658</b>		280	13	<b>4+4</b>
5410 USA - 5410 N USA		Collar Shift - Sync. Shuttle	Main Disc						280	19	<b>6+6</b>
5410 USA - 5410 N USA		Collar Shift - Sync. Shuttle	P.T.O.				<b>4658</b>		280	13	<b>4+4</b>
5410 USA - 5410 N USA		Collar Shift - Sync. Shuttle	P.T.O.				<b>4658</b>		280	13	<b>4+4</b>
5415		Gbox 24x12	P.T.O.				<b>4628</b>		280 R	13	<b>4+4</b>
5415			Main Disc				<b>4222</b>		280 D	12	<b>5+5</b>
5415			P.T.O.				<b>4628</b>	<b>P014</b>	280 R	13	<b>4+4</b>
5415 USA - 5415 H USA			Main Disc						280	19	<b>6+6</b>
5415 USA - 5415 H USA			P.T.O.				<b>4658</b>		280	13	<b>4+4</b>
5415 USA - 5415 H USA			P.T.O.				<b>4658</b>		280	13	<b>4+4</b>
5415 N USA			Main Disc						280	19	<b>6+6</b>
5415 N USA			P.T.O.				<b>4658</b>		280	13	<b>4+4</b>
5420 USA		Power Reverser					<b>4658</b>		280	13	<b>4+4</b>
5420 USA - 5420 N USA		Collar Shift - Sync. Shuttle	Main Disc						280	19	<b>6+6</b>
5420 USA - 5420 N USA		Collar Shift - Sync. Shuttle	P.T.O.				<b>4658</b>		280	13	<b>4+4</b>
5425 USA		Power Reverser	P.T.O.				<b>4658</b>		280	13	<b>4+4</b>
5425 USA		Power Reverser							325 D	24	
5425 USA		Sync. Shuttle	Main Disc						280	19	<b>6+6</b>
5425 USA		Sync. Shuttle	P.T.O.				<b>4658</b>		280	13	<b>4+4</b>
5500 - 5500 N			Main Disc						280	12	<b>6+6</b>
5500 - 5500 N			P.T.O.						280	13	<b>4+4</b>
5500 USA		Hyd. Reverser	P.T.O.				<b>4658</b>		280	13	<b>4+4</b>
5500 USA		Hyd. Reverser	P.T.O.				<b>4658</b>		280	13	<b>4+4</b>
5500 USA		Collar Shift - Top Shaft	Main Disc						280	19	<b>6+6</b>
5500 USA		Collar Shift - Top Shaft	P.T.O.				<b>4658</b>		280	13	<b>4+4</b>

  Description	 Engine	 Gearbox - Chassis	 P.T.O.	 Year	 Code kit	 Code	 Code	 Code	 Z	 Pads	
5500 USA		Collar Shift - Top Shaft	P.T.O.				<b>4658</b>	<b>P014</b>	280	13	<b>4+4</b>
5500 N USA		Top Shaft	Main Disc						280	19	<b>6+6</b>
5500 N USA		Top Shaft	P.T.O.				<b>4658</b>		280	13	<b>4+4</b>
5500 N USA		Top Shaft	P.T.O.				<b>4658</b>	<b>P014</b>	280	13	<b>4+4</b>
5510 - 5510 N			Main Disc						280	12	<b>6+6</b>
5510 - 5510 N			P.T.O.				<b>4628</b>		280 R	13	<b>4+4</b>
5510 USA		Power Reverser	P.T.O.				<b>4658</b>		280	13	<b>4+4</b>
5510 USA - 5510 N USA		Collar Shift - Sync. Shuttle	Main Disc						280	19	<b>6+6</b>
5510 USA - 5510 N USA		Collar Shift - Sync. Shuttle	P.T.O.				<b>4658</b>		280	13	<b>4+4</b>
5510 USA - 5510 N USA		Collar Shift - Sync. Shuttle	P.T.O.				<b>4658</b>		280	13	<b>4+4</b>
5515 - 5515 F - 5515 HC - 5515 V		Gbox 24x12	P.T.O.				<b>4628</b>		280 R	13	<b>4+4</b>
5515 - 5515 F - 5515 HC - 5515 V			Main Disc				<b>4222</b>		280 D	12	<b>5+5</b>
5515 - 5515 F - 5515 HC - 5515 V			P.T.O.				<b>4628</b>	<b>P014</b>	280 R	13	<b>4+4</b>
5520 USA		Power Reverser					<b>4658</b>		280	13	<b>4+4</b>
5520 USA - 5520 N USA		Collar Shift - Sync. Shuttle	Main Disc						280	19	<b>6+6</b>
5520 USA - 5520 N USA		Collar Shift - Sync. Shuttle	P.T.O.				<b>4658</b>		280	13	<b>4+4</b>
5525		Power Reverser					<b>4658</b>		280	13	<b>4+4</b>
5525 USA		Power Reverser							325 D	24	
5525		Sync. Shuttle	Main Disc						280	19	<b>6+6</b>
5525		Sync. Shuttle	P.T.O.				<b>4658</b>		280	13	<b>4+4</b>
5605 USA			Main Disc						280	19	<b>6+6</b>
5605 USA			P.T.O.				<b>4658</b>		280	13	<b>4+4</b>
5615 USA - 5615 HC USA			Main Disc						280	19	<b>6+6</b>
5615 USA - 5615 HC USA			P.T.O.				<b>4658</b>		280	13	<b>4+4</b>
5615 USA - 5615 HC USA			P.T.O.				<b>4658</b>		280	13	<b>4+4</b>
5615 F - 5615 V			P.T.O.				<b>4628</b>		280 R	13	<b>4+4</b>
5615 F - 5615 V			Main Disc				<b>4222</b>		280 D	12	<b>5+5</b>
5615 F - 5615 V			P.T.O.				<b>4628</b>		280 R	13	<b>4+4</b>
5705 USA - 5715 USA - 5715 H USA - 5715 HC USA			Main Disc						280	19	<b>6+6</b>
5705 USA - 5715 USA - 5715 H USA - 5715 HC USA			P.T.O.				<b>4658</b>		280	13	<b>4+4</b>
5705 USA - 5715 USA - 5715 H USA - 5715 HC USA			P.T.O.				<b>4658</b>		280	13	<b>4+4</b>
6010 - 6020			Torsion Dumper						90 C	8	
6110 - 6120 - 6120 L			Torsion Dumper						90 C	8	
6215 - 6220			Torsion Dumper						90 C	8	
6310 - 6320 - 6320 L			Torsion Dumper						90 C	8	
6400 - 6410 - 6415 - 6420 - 6420 L - 6420 S			Torsion Dumper						90 C	8	
6510 - 6520 - 6520 L			Torsion Dumper						90 C	8	
6610 - 6615 - 6620			Torsion Dumper						90 C	8	
6715			Torsion Dumper						90 C	8	
6810 - 6820			Torsion Dumper						90 C	8	
6910 - 6910 S			Torsion Dumper						90 C	8	
6403 - 6603			Main Disc						310	26	<b>8+8</b>
6403 - 6603			P.T.O.				<b>4675</b>		310 R	20	<b>5+5</b>
7220 - 7320 - 7420 - 7520			Torsion Dumper						90 C	8	
<b>COMBINE HARVESTER - Mietitrezza</b>											
A 1806							<b>0863</b>		180 R	10	
T 100 - T 200							<b>0822</b>		200 R	10	
T 300							<b>0995</b>		250 D	10	
T 310			Main Disc						250	8	
T 310			P.T.O.				<b>3604</b>	<b>7746</b>	250 D	10	
T 310			Optional - P.T.O.				<b>1004</b>		250 R	10	
T 500							<b>0995</b>		250 D	10	
T 510			Main Disc						250	8	
T 510			P.T.O.				<b>3604</b>	<b>7746</b>	250 D	10	
T 510			Optional - P.T.O.				<b>1004</b>		250 R	10	
T 700							<b>0995</b>		250 D	10	
T 710			Main Disc				<b>3628</b>		280 R	8	
T 710			P.T.O.				<b>0839</b>	<b>7746</b>	280 R	10	

  Description	 Engine	  Gearbox - Chassis	 Year	 Code kit	 Code	 Code	 Code	 Z	 Pads	
925 - 930 - 932 - 935 - 940 - 942 - 945							<b>4616</b>	250 R	10	<b>7+7</b>
950										
952							<b>4616</b>	250 R	10	<b>7+7</b>
955		Chass. 026953 ->					<b>3756</b>	305 R	10	
965 H - 968 H - 975 - 985							<b>3756</b>	305 R	10	
1032 - 1042							<b>4616</b>	250 R	10	<b>7+7</b>
1052							<b>4616</b>	250 R	10	<b>7+7</b>
1055		Chass. -> 44136					<b>3756</b>	305 R	10	
1055		Chass. 44137 ->					<b>4661</b>	310 R	10	<b>4+4</b>
1065 - 1068 H		Chass. -> 44136					<b>3756</b>	305 R	10	
1065 - 1068 H		Chass. 44137 ->					<b>4661</b>	310 R	10	<b>4+4</b>
1068			85 ->				<b>4601</b>	310 R	10	<b>4+4</b>
1072 - 1075		Chass. -> 44136	86 ->				<b>3756</b>	305 R	10	
1072 - 1075		Chass. 44137 ->	86 ->				<b>4661</b>	310 R	10	<b>4+4</b>
1085							<b>3756</b>	305 R	10	
1133 - 1144							<b>4616</b>	250 R	10	<b>7+7</b>
1144							<b>4659</b>	280	10	<b>4+4</b>
1155 - 1157 - 1158							<b>4601</b>	310 R	10	<b>4+4</b>
1166							<b>4661</b>	310 R	10	<b>4+4</b>
1166							<b>3756</b>	305 R	10	
1169			86 ->				<b>4601</b>	310 R	10	<b>4+4</b>
1169 H - 1174			86 ->				<b>4661</b>	310 R	10	<b>4+4</b>
1174 - 1177 - 1188			86 ->				<b>4648</b>	330 R	10	<b>6+6</b>
3300							<b>4616</b>	250 R	10	<b>7+7</b>
4425							<b>4661</b>	310 R	10	<b>4+4</b>
4425 USA			86 ->				<b>4601</b>	310 R	10	<b>4+4</b>
4435							<b>4661</b>	310 R	10	<b>4+4</b>
<b>BRAKE DISC - Disco Freno</b>										
630 - Combine Harvester			Brake Disc				<b>3471</b>	165 B	12	
795			Brake Disc				<b>3472</b>	127 B	21	
<b>JOHNSON MACHINERY</b>										
<b>DUMPER</b>										
Dumper				53 -> 58			<b>0870</b>	200 R	10	
Dumper Humper	Petter TH2			67 ->			<b>0989</b>	228 R	10	
<b>JONICA</b>										
<b>CULTIVATOR</b>										
Motozappa							<b>1346</b>	140 R	6	
<b>KAELBLE</b>										
<b>TRANSPORTER</b>										
645 Z			Gearbox Side				<b>1351</b>	380 D	10	
645 Z			Engine Side				<b>1349</b>	352 D	10	
K 410 - K 415 Z							<b>1347</b>	352 D	10	
K 612 Z			Gearbox Side				<b>1348</b>	352 D	10	
K 612 Z			Engine Side				<b>1349</b>	352 D	10	
K 631 L - K 631 K - K 631 Z			Gearbox Side				<b>1348</b>	352 D	10	
K 631 L - K 631 K - K 631 Z			Engine Side				<b>1349</b>	352 D	10	
K 632 - K 632 ZB / 63			Double disc				<b>3104</b>	380 R	10	<b>4+4</b>
K 650 LF - K 650 Z							<b>1350</b>	352 D	10	
KDV 631	20 PS		Gearbox Side				<b>1348</b>	352 D	10	
KDV 631	20 PS		Engine Side				<b>1349</b>	352 D	10	
KV 25 B	OM 403						<b>3102</b>	420 D	10	
KV 25 B - K 632 ZB/15 - KV 632 ZB/15							<b>3103</b>	420 R	10	
KV 2513	OM 403						<b>3466</b>	420 R	10	<b>10+10</b>
<b>KÄSSBOHRER</b>										
<b>Pistenbully</b>										
Pistenbully	OM352A - OM616						<b>0381</b>	310 D	10	

Description	Engine	Gearbox - Chassis		Year	Code kit	Code	Code	Code	Z	Pads
<b>KÖDEL &amp; BÖHM</b>										
<b>Favorit</b>										
FAVORIT							<b>0828</b>		225 R	10
FAVORIT			Optional				<b>0828</b>		225 R	10
<b>KRAMER</b>										
<b>K Serie</b>										
15				54 -> 56			<b>0863</b>		180 R	10
33							<b>4311</b>		250 R	10
<b>KA Serie</b>										
15				55 ->			<b>0863</b>		180 R	10
<b>KB Serie</b>										
12				52 -> 53			<b>0863</b>		180 R	10
17				1953			<b>0822</b>		200 R	10
22		Chass. -> 27207		1953			<b>0822</b>		200 R	10
22		Chass. 27208 ->		1953		<b>8705</b>	<b>0828</b>		225 R	10
22		Chass. 27208 ->	Optional	1953			<b>0828</b>		225 R	10
22C				54 -> 56		<b>8705</b>	<b>0828</b>		225 R	10
22C			Optional	54 -> 56			<b>0828</b>		225 R	10
22L				54 -> 56			<b>0822</b>		200 R	10
25/W				54 -> 56		<b>8705</b>	<b>0828</b>		225 R	10
25/W			Optional	54 -> 56			<b>0828</b>		225 R	10
28				48 ->			<b>4311</b>		250 R	10
150 - 180				56 ->			<b>0822</b>		200 R	10
220 - 250				56 ->		<b>8705</b>	<b>0828</b>		225 R	10
220 - 250			Optional	56 ->			<b>0828</b>		225 R	10
<b>KL Serie</b>										
11 - 12							<b>0863</b>		180 R	10
17 - 22 - 25 - 180 - 200				54 -> 56			<b>0822</b>		200 R	10
200				58 ->			<b>0822</b>		200 R	10
250							<b>0822</b>		200 R	10
250	F2L712		Main Disc				<b>1009</b>	<b>7744</b>	200 R	10
300							<b>0822</b>		200 R	10
300		Chass. -> 91623	Main Disc				<b>1009</b>	<b>7744</b>	200 R	10
350 Export - 400 - 450 Export - 452 Export - 600/45 Export			Main Disc	64 ->			<b>1005</b>		250 R	10
350 Export - 400 - 450 Export - 452 Export - 600/45 Export			P.T.O.	64 ->			<b>0767</b>		225 R	8
<b>KRIEGER</b>										
<b>AM</b>										
KRUNI-SCHLEPPER	15 kW						<b>0863</b>		180 R	10
<b>KRUPP</b>										
<b>KRUPP-DOLBERG</b>										
D 200M - D451 M							<b>4311</b>		250 R	10















**Kubota Corporation** (*Kabushiki-kaisha Kubota*) is a tractor and heavy equipment manufacturer based in Osaka, Japan.














One of its notable contributions was to the construction of the Solar Ark.












The company was established in 1890.

The company produces many products including tractors and agricultural equipment, engines, construction equipment, vending machines, pipe, valves, cast metal, pumps and equipment for water purification, sewage treatment and air conditioning.













The company is listed on the first section of Tokyo Stock Exchange and is a constituent of the TOPIX 100 and Nikkei 225














 										
Description	Engine	Gearbox - Chassis		Year	Code kit	Code	Code	Code	Z	Pads
<b>KUBOTA</b>										
<b>B Serie</b>										
20						8709	4528		200 D	10
1410	8 kW			90 ->					180	14
1550 D / E / HSTD / HSTE	13 kW			90 ->		8710	4529		180 D	14
1610	6 kW			90 ->					180	14
1700 D / E / HSTD / HSTE - 1710 D	15 kW			90 ->		8709	4392		200 R	10
1750 D / E / HSTD / HSTE	15 kW			90 ->		8710	3751		180 D	14
2100 D / E / HD / HSD / HSE				90 ->		8709	4392		200 R	10
2110 D / HBD	10 kW			00 ->		8709	4392		200 R	10
2150 D / E	18 kW			P.T.O.			4557		220 R	19
2150 D / E	18 kW			Main Disc			4557		220 R	13
2150 HSD / HSE / HST	18 kW								220	10
2150 HSD / HSE / HST	18 kW			Optional					220	10
2400 D / E / HD / HSE / HST	11 - 18 kW			90 ->		8709	4392		200 R	10
2410 D / HBD / HST	11 - 18 kW					8709	4392		200 R	10
2710 HBD / HST	11 - 18 kW					8709	4392		200 R	10
4200 D / F	9 kW					8711	3751		180 D	14
5100 DP / E / EP / EPT	9 kW					8711	3751		180 D	14
5200 D / E						8710	3751		180 D	14
6000 E	10 kW					8711	3751		180 D	14
6100 D / E / DP / EP / HSTD / HSTE	10 kW					8711	3751		180 D	14
6200 D / DU / E / HST / HSTD / HSTE	11 kW			90 ->		8710	3751		180 D	14
6200 HSTP / HSTDPT	11 kW			90 ->		8710	3751		180 D	14
7100 D / DP / HSTD / HSTE	12 kW			80 ->		8711	3751		180 D	14
7200 D / DU / E / HST / HSTE	13 kW			80 ->		8710	3751		180 D	14
8200 D / E / DP / EP / HSTD / HSTE	13 - 14 kW			80 ->		8709	4528		200 D	10
8200 HSTEP / HSTD / HSTE	13 - 14 kW			80 ->		8709	4528		200 D	10
9200 DCDP / DCEP				P.T.O.			4557		220 R	19
9200 DCDP / DCEP				Main Disc			4557	P013	220 R	13
9200 HSD / HST / HSDDP / HSTEP / HSDTOW									220	10
9200 HSD / HST / HSDDP / HSTEP / HSDTOW									220	10
<b>F Serie</b>										
200 - 2000 - 2100E - 2400						8709	4528		200 D	10
<b>HX Serie</b>										
95 - 110 - 130 - 150							4524		350 D	16 7+7
<b>L Serie</b>										
235 DT	22 kW								215	10
235 DT	22 kW			Optional				P013	215	10
235 DT	22 kW			P.T.O.			4557		215 R	19
235 DT	22 kW			Main Disc			4557		220 R	13
245 DT	19 kW								215	10
245 DT	19 kW			Optional				P013	215	10
275 DT	20 - 22 kW								215	10
275 DT	20 - 22 kW			Optional				P013	215	10
275 DT	20 - 22 kW			P.T.O.			4557		215 R	19
275 DT	20 - 22 kW			Main Disc			4557		220 R	13
285 DT - 295 DT	21 kW								215	10
285 DT - 295 DT	21 kW			Optional				P013	215	10
305 DT				P.T.O.			4578		225 R	19
305 DT				Main Disc			4495		225 R	13
345 L / MKII				P.T.O.			4578		225 R	19
345 L / MKII				Main Disc			4495		225 R	13
2050 DT / F	21 kW								215	10
2050 DT / F	21 kW			Optional				P013	215	10
2250 DT	22 kW								215	10
2250 DT	22 kW			Optional				P013	215	10
2250 DT	22 kW			P.T.O.			4557		215 R	19




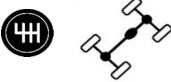







  Description	 Engine	 Gearbox - Chassis	 Main Disc	 Year	 Code kit	 Code	 Code	 Code	 Code	 Z	 Pads
2250 DT	22 kW		Main Disc				<b>4557</b>	<b>P013</b>	220 R	13	
2350 DT - 2500 DT									220	10	
2350 DT - 2500 DT			Optional					<b>P013</b>	220	10	
2550 DT	22 kW			90 ->					220	10	
2550 DT	22 kW		Optional	90 ->				<b>P013</b>	220	10	
2550 DT	22 kW		P.T.O.				<b>4557</b>		220 R	19	
2550 DT	22 kW		Main Disc				<b>4557</b>		220 R	13	
2650 DT	22 kW		P.T.O.	90 ->			<b>4557</b>		220 R	19	
2650 DT	22 kW		Main Disc	90 ->			<b>4557</b>		220 R	13	
2850 DTR / F	23 kW			90 ->					220	10	
2850 DTR / F	23 kW	-> 53806	Optional	90 ->				<b>P013</b>	220	10	
3250 DT / F	27 kW		P.T.O.	90 ->			<b>4557</b>		220 R	19	
3250 DT / F	27 kW		Main Disc	90 ->			<b>4660</b>		230	13	
3600 DTC / DTGST / DTGSC / DTHST / DTHSTC	28 kW			90 ->			<b>4583</b>		260 R	19	
3750 DT - 4150 DT			P.T.O.						240	14	
3750 DT - 4150 DT			Main Disc						280	10	
4200 DT / DTC / DTGST / DTGSC	34 kW			90 ->			<b>4583</b>		260 R	19	
4200 DTHST / DN / F / GSC / HSC	34 kW			90 ->			<b>4583</b>		260 R	19	
4850 DT with MDT									240	14	
4850 DT with MDT			Main Disc						280	10	
<b>M Serie</b>											
4050 - 7050			Main Disc				<b>4339</b>		280 D	14	
4050 - 7050			P.T.O.				<b>4577</b>		280 R	10	
<b>ST Serie</b>											
25	18 kW			90 ->					220	19	
25	18 kW		Optional	90 ->					220	10	
30	16 - 18 kW								220	19	
30	16 - 18 kW		Optional						220	10	
<b>4000 Serie</b>											
4850			Main Disc				<b>4339</b>		280 D	14	
4850			P.T.O.				<b>4577</b>		280 R	10	
<b>5000 Serie</b>											
5030 - 5850			Main Disc				<b>4339</b>		280 D	14	
5030 - 5850			P.T.O.				<b>4577</b>		280 R	10	
<b>6000 Serie</b>											
6030			Main Disc				<b>4339</b>		280 D	14	
6030			P.T.O.				<b>4577</b>		280 R	10	
<b>7000 Serie</b>											
7030 - 7500			Main Disc				<b>4339</b>		280 D	14	
7030 - 7500			P.T.O.				<b>4577</b>		280 R	10	
<b>8000 Serie</b>											
8030			Main Disc				<b>4339</b>		280 D	14	
8030			P.T.O.				<b>4577</b>		280 R	10	
<b>KUKJE</b>											
3550 F			Main Disc						225	20	
3550 F			P.T.O.						225	10	
4350 F			Main Disc						225	20	
4350 F			P.T.O.						225	10	

  Description	 Engine	 Gearbox - Chassis	 Year	 Code kit	 Code	 Code	 Code	 Z	 Pads
<b>LAMBORGHINI</b>									
<b>AGILE</b>									
660 S - 770 S						<b>4000</b>	<b>7744</b>	280 D	24
660 S Export USA - 770 S Export USA						<b>4141</b>	<b>7744</b>	310 D	24 <b>6+6</b>
660 S Export USA - 770 S Export USA			Optional			<b>4141</b>		310 D	24 <b>6+6</b>
880 S - 990 S						<b>4100</b>	<b>7744</b>	310 D	24
880 S Export USA - 990 S Export USA						<b>4141</b>	<b>7744</b>	310 D	24 <b>6+6</b>
880 S Export USA - 990 S Export USA			Optional			<b>4141</b>		310 D	24 <b>6+6</b>
<b>CRONO</b>									
554-50			Main Disc			<b>4204</b>	<b>7722</b>	250 R	20
554-50			P.T.O.			<b>4653</b>		225 R	14
554-55 F			Main Disc				<b>7722</b>	280	20 <b>4+4</b>
554-55 F			P.T.O.			<b>4540</b>		280 R	14 <b>4+4</b>
564-60			Main Disc			<b>4674</b>	<b>7722</b>	280 R	20
564-60			P.T.O.			<b>4376</b>		250	14
564-60			Main Disc			<b>4641</b>	<b>7722</b>	280 R	20 <b>5+5</b>
564-60			P.T.O.			<b>4540</b>		280 R	14 <b>4+4</b>
564-60 Export USA			Main Disc			<b>4680</b>	<b>7722</b>	280 R	20 <b>6+6</b>
564-60 Export USA			P.T.O.			<b>4540</b>		280 R	14 <b>4+4</b>
564-65 F			Main Disc				<b>7722</b>	280	20 <b>4+4</b>
564-65 F			P.T.O.			<b>4540</b>		280 R	14 <b>4+4</b>
574-70			Main Disc			<b>4674</b>	<b>7722</b>	280 R	20
574-70			P.T.O.			<b>3827</b>		280 R	14
574-70			Main Disc			<b>4641</b>	<b>7722</b>	280 R	20 <b>5+5</b>
574-70			P.T.O.			<b>4540</b>		280 R	14 <b>4+4</b>
574-70 Export USA			Main Disc			<b>4680</b>	<b>7722</b>	280 R	20 <b>6+6</b>
574-70 Export USA			P.T.O.			<b>4540</b>		280 R	14 <b>4+4</b>
574-75F			Main Disc			<b>4641</b>	<b>7722</b>	280 R	20 <b>5+5</b>
574-75F			P.T.O.			<b>4540</b>		280 R	14 <b>4+4</b>
<b>CROSS</b>									
574-60 N						<b>4000</b>	<b>7744</b>	280 D	24
574-60 N Export USA						<b>4141</b>	<b>7744</b>	310 D	24 <b>6+6</b>
574-60 N Export USA			Optional			<b>4141</b>		310 D	24 <b>6+6</b>
674-70 N		Chass. -> 15300				<b>4000</b>	<b>7744</b>	280 D	24
674-70 N		Chass. 15301 ->				<b>4100</b>	<b>7744</b>	310 D	24
674-60 N Export USA						<b>4141</b>	<b>7744</b>	310 D	24 <b>6+6</b>
674-60 N Export USA			Optional			<b>4141</b>		310 D	24 <b>6+6</b>
<b>CROSS BASSO</b>									
674-70 N		Chass. -> 15300				<b>4000</b>	<b>7744</b>	280 D	24
674-70 N		Chass. 15301 ->				<b>4100</b>	<b>7744</b>	310 D	24
674-70 N Export USA						<b>4141</b>	<b>7744</b>	310 D	24 <b>6+6</b>
674-70 N Export USA			Optional			<b>4141</b>		310 D	24 <b>6+6</b>
<b>C Serie</b>									
65						<b>4000</b>		280 D	24
75						<b>4100</b>		310 D	24
352			Main Disc	74 ->		<b>4168</b>		225 R	20
352			P.T.O.	74 ->		<b>3736</b>		225 R	13
483 - 503 - 553 - 583 - 603 - 633			Main Disc	76 ->		<b>1148</b>		280 R	20
483 - 503 - 553 - 583 - 603 - 633			P.T.O.	76 ->		<b>3827</b>		280 R	14
483 - 503 - 553 - 583 - 603 - 633			Optional - Main Disc	76 ->		<b>3738</b>		280 R	20 <b>6+6</b>
483 - 503 - 553 - 583 - 603 - 633			Optional - P.T.O.	76 ->		<b>3827</b>		280 R	14
635						<b>4000</b>		280 D	24
654			Main Disc			<b>1148</b>		280 R	20
654			P.T.O.			<b>3827</b>		280 R	14
654			Optional - Main Disc			<b>3738</b>		280 R	20 <b>6+6</b>
654			Optional - P.T.O.			<b>3827</b>		280 R	14
674-70 ERGOMATIC						<b>4053</b>	<b>7744</b>	279 R	24
683			Main Disc	76 ->		<b>1148</b>		280 R	20



  Description	 Engine	 Gearbox - Chassis	 P.T.O.	 Year	 Code kit	 Code	 Code	 Code	 Z	 Pads
683			P.T.O.	76 ->			<b>3827</b>		280 R	14
683			Optional - Main Disc	76 ->			<b>3738</b>		280 R	20
683			Optional - P.T.O.	76 ->			<b>3827</b>		280 R	14
774-80 ERGOMATIC							<b>4063</b>	<b>7744</b>	302 R	24
874-90 ERGOMATIC		Chass. -> 1227						<b>7744</b>		
874-90 ERGOMATIC		Chass. 1228 ->						<b>7744</b>	310	24
<b>FORMULA</b>										
105							<b>4141</b>		310 D	24
105			Optional				<b>4141</b>		310 D	24
105							<b>4166</b>		330 D	24
115		Chass. -> 3129					<b>4162</b>		330 D	21
115		Chass. -> 3129					<b>4162</b>		330 D	21
115		Chass. 3130 ->						<b>7744</b>	350	21
115 Export USA		Chass. 3001->						<b>7744</b>	350	21
135							<b>4166</b>		330 D	24
135		Chass. 3001->					<b>4363</b>		348 D	21
<b>PLUS FRUTTETO</b>										
660 F - 775 F			Main Disc				<b>4674</b>	<b>7722</b>	280 R	20
660 F - 775 F			P.T.O.				<b>3827</b>		280 R	14
660 F - 775 F			Main Disc				<b>4641</b>	<b>7722</b>	280 R	20
660 F - 775 F			P.T.O.				<b>4540</b>		280 R	14
880 F - 880 F Export USA - 990 F			Main Disc				<b>4680</b>	<b>7722</b>	280 R	20
880 F - 880 F Export USA - 990 F			P.T.O.				<b>4540</b>		280 R	14
<b>GRAND PRIX</b>										
674-70		Chass. -> 21102					<b>4000</b>	<b>7744</b>	280 D	24
674-70		Chass. 21103 ->					<b>4100</b>	<b>7744</b>	310 D	24
674-70 Export USA							<b>4141</b>	<b>7744</b>	310 D	24
674-70 Export USA			Optional				<b>4141</b>		310 D	24
774-80		Chass. -> 21049					<b>4100</b>	<b>7744</b>	310 D	24
774-80		Ch. 21050 -> 21242					<b>4165</b>		330 D	24
774-80		Ch. 21050 -> 21242	Optional				<b>4165</b>		330 D	24
774-80		Chass. 21243 ->						<b>7744</b>	330	24
874-90		Chass. -> 21266					<b>4100</b>	<b>7744</b>	310 D	24
874-90		Ch. 21267 -> 22078					<b>4141</b>	<b>7744</b>	310 D	24
874-90		Ch. 21267 -> 22078	Optional				<b>4141</b>		310 D	24
874-90		Ch. 22079 -> 22461					<b>4165</b>		330 D	24
874-90		Ch. 22079 -> 22461	Optional				<b>4165</b>		330 D	24
874-90		Chass. 22462 ->						<b>7744</b>	330	24
874-90 Export USA							<b>4166</b>		330 D	24
<b>GRIMPER</b>										
555 - 560			Main Disc				<b>4674</b>	<b>7722</b>	280 R	20
555 - 560			P.T.O.				<b>3827</b>	<b>7745</b>	280 R	14
555 - 560			Main Disc				<b>4641</b>	<b>7722</b>	280 R	20
555 - 560			P.T.O.				<b>4540</b>	<b>7745</b>	280 R	14
555 Export USA - 560 Export USA - 570			Main Disc				<b>4680</b>	<b>7722</b>	280 R	20
555 Export USA - 560 Export USA - 570			P.T.O.				<b>4540</b>	<b>7745</b>	280 R	14
<b>HIGH CLEARANCE</b>										
90								<b>7744</b>	330	
<b>PREMIUM</b>										
850		Chass. -> 1811		96 ->			<b>4165</b>		330 D	24
850		Chass. -> 1811	Optional	96 ->			<b>4165</b>		330 D	24
850		Chass. 1812 ->		96 ->				<b>7744</b>	330	24
850 Export USA				96 ->			<b>4166</b>		330 D	24
950		Chass. -> 1847		96 ->			<b>4165</b>		330 D	24
950		Chass. -> 1847	Optional	96 ->			<b>4165</b>		330 D	24
950		Chass. 1848 ->		96 ->				<b>7744</b>	330	24
950 Export USA				96 ->			<b>4166</b>		330 D	24
1050		Chass. -> 1433		96 ->			<b>4165</b>		330 D	24

  Description	 Engine	  Gearbox - Chassis	 Optional	 Year	 Code kit	 Code	 Code	 Code	 Z	 Pads
1050		Chass. -> 1433	Optional	96 ->			<b>4165</b>		330 D	24
1050		Chass. 1434 ->		96 ->				<b>7744</b>	330	24
1050 Export USA				96 ->			<b>4166</b>		330 D	24 <b>6+6</b>
1060		Chass. -> 2077		96 ->			<b>4166</b>		330 D	24 <b>6+6</b>
1060		Chass. 2078 ->		96 ->				<b>7744</b>	330	24
1060 Export USA				96 ->			<b>4166</b>		330 D	24 <b>6+6</b>
1100								<b>7744</b>	350	21
1100 Export USA								<b>7744</b>	350	21 <b>6+6</b>
1300							<b>4363</b>		348 D	21 <b>6+6</b>
<b>PREMIUM DIRECTRONIC</b>										
850		1810 ->	Torsion Dumper				<b>4607</b>		263 C	24
950		1860 ->	Torsion Dumper				<b>4607</b>		263 C	24
1050		1439 ->	Torsion Dumper				<b>4607</b>		263 C	24
1060		2081 ->	Torsion Dumper				<b>4607</b>		263 C	24
<b>R Serie</b>										
483 - 503			Main Disc				<b>1148</b>		280 R	20
483 - 503			P.T.O.				<b>3827</b>		280 R	14
483 - 503			Optional - Main Disc				<b>3738</b>		280 R	20 <b>6+6</b>
483 - 503			Optional - P.T.O.				<b>3827</b>		280 R	14
573							<b>4000</b>	<b>7744</b>	280 D	24
603			Main Disc				<b>1148</b>		280 R	20
603			P.T.O.				<b>3827</b>		280 R	14
603			Optional - Main Disc				<b>3738</b>		280 R	20 <b>6+6</b>
603			Optional - P.T.O.				<b>3827</b>		280 R	14
613 V			P.T.O.				<b>3461</b>		250 R	20
613 V			Main Disc				<b>3462</b>		280 D	14
653			P.T.O.				<b>4673</b>		280 R	20
653			Main Disc				<b>3827</b>		280 R	14
653			Main Disc				<b>1148</b>		280 R	20
653			P.T.O.				<b>3827</b>		280 R	14
653			Optional - Main Disc				<b>3738</b>		280 R	20 <b>6+6</b>
653			Optional - P.T.O.				<b>3827</b>		280 R	14
654			P.T.O.				<b>4673</b>		280 R	20
654			Main Disc				<b>3827</b>		280 R	14
674							<b>4000</b>	<b>7744</b>	280 D	24
674				-> 70			<b>4000</b>	<b>7744</b>	280 D	24
683			Main Disc				<b>1148</b>		280 R	20
683			P.T.O.				<b>3827</b>		280 R	14
683			Optional - Main Disc				<b>3738</b>		280 R	20 <b>6+6</b>
693			P.T.O.				<b>4673</b>		280 R	20
693			Main Disc				<b>3827</b>		280 R	14
704			Main Disc				<b>4060</b>		280 R	23 <b>6+6</b>
724 - 754			Main Disc				<b>1148</b>		280 R	20
724 - 754			P.T.O.				<b>3827</b>		280 R	14
724 - 754			Optional - Main Disc				<b>3738</b>		280 R	20 <b>6+6</b>
724 - 754			Optional - P.T.O.				<b>3827</b>		280 R	14
804			Main Disc				<b>4060</b>		280 R	23 <b>6+6</b>
824 - 845			Main Disc				<b>3738</b>		280 R	20 <b>6+6</b>
824 - 845			P.T.O.				<b>3827</b>		280 R	14
854		Chass. -> 2865	Main Disc				<b>3738</b>		280 R	20 <b>6+6</b>
854		Chass. -> 2865	P.T.O.				<b>3827</b>		280 R	14
904							<b>3435</b>		330 R	23 <b>6+6</b>
955			Main Disc				<b>3738</b>		280 R	20 <b>6+6</b>
955			P.T.O.				<b>3827</b>		280 R	14
956 - 1056 - 1106 - 1156 - 1256 - 1306 - 1356 - 1506 - 1556							<b>4103</b>		350 R	24 <b>7+7</b>
956 - 1056 - 1106 - 1156 - 1256 - 1306 - 1356 - 1506 - 1556							<b>3996</b>		350 R	24












  Description	 Engine	 Gearbox - Chassis	 Year	 Code kit	 Code	 Code	 Code	 Z	 Pads		
<b>RUNNER</b>											
250 - 350 - 450							4572	225 D	19		
250 - 350 - 450							4571	225 R	12		
<b>SPRINT</b>											
654-55							4000	7744	280 D	24	
664-60							4000	7744	280 D	24	
664-60 Export USA							4141	7744	310 D	24	6+6
664-60 Export USA				Optional			4141		310 D	24	6+6
664-65							4000	7744	280 D	24	
674-70							4100	7744	310 D	24	
674-70 Export USA							4141	7744	310 D	24	6+6
674-70 Export USA				Optional			4141		310 D	24	6+6
675-75 - 684-85							4100	7744	310 D	24	
<b>TRIUMPH</b>											
80 - 90								7744			
100							4544	7744	327 D	24	5+5
<b>600 Serie</b>											
600				Main Disc			4674	7722	280 R	20	
600				P.T.O.			3827		280 R	14	
600				Main Disc			4641	7722	280 R	20	5+5
600				P.T.O.			4540		280 R	14	4+4
674-70 N							4100	7744	310 D	24	
<b>700 Serie</b>											
700				Main Disc			4674	7722	280 R	20	
700				P.T.O.			3827		280 R	14	
700				Main Disc			3738	7722	280 R	20	6+6
700				P.T.O.			3827		280 R	14	
700				Main Disc			4641	7722	280 R	20	5+5
700				P.T.O.			4540		280 R	14	4+4
754				Main Disc			3825		310 R	20	
774									310	20	6+6
774-80 N		Chass. -> 12384					4165		330 D	24	
774-80 N		Chass. -> 12384	Optional				4165		330 D	24	
774-80 N		Chass. 12385 ->						7744	330	24	
774-80 N Export USA							4166		330 D	24	6+6
<b>800 Serie</b>											
824 - 845				Main Disc			3738		280 R	20	6+6
824 - 845				P.T.O.			3827		280 R	14	
824 - 845				Main Disc			3825		310 R	20	
<b>900 Serie</b>											
955				Main Disc			3738		280 R	20	6+6
955				P.T.O.			3827		280 R	14	
956							4103		350 R	24	7+7
<b>1000 Serie</b>											
956 - 1306 - 1506							4103		350 R	24	7+7
<b>BRAKE DISC - Disco Freno</b>											
R 235				Brake Disc			1134		102 B	23	
R 240 - 350				Brake Disc			1411		152 B	23	
6 FD Wheels				Brake Disc			3449		165 B	21	
7 FD Wheels				Brake Disc			3409		178 B	23	
503 - 603 Wheels				Brake Disc			1411		152 B	23	






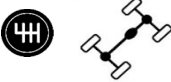








**Landini SpA**, headquartered in Fabbrico, Italy, was founded by Giovanni Landini in 1884 to produce agricultural equipment. Landini had just started making tractors in 1925 when Giovanni died preventing the completion of the first prototype tractor. Giovanni Landini's sons took over the business and saw the completion of the tractor project.












In 1989 Landini became a part of ARGO SpA as Massey Ferguson sold 66% of the company.

  Description	 Engine	 Gearbox - Chassis	 Year	 Code kit	 Code	 Code	 Code	 Z	 Pads
<b>LANDINI</b>									
<b>AVANTAGE</b>									
55-60 F / FP / GE / GT / GTP / L / LP / V	33 - 43 kW				Main Disc		1389	7722	280 D 14
55-60 F / FP / GE / GT / GTP / L / LP / V	33 - 43 kW				P.T.O.		1069		280 R 10
55-60 F / FP / GE / GT / GTP / L / LP / V	33 - 43 kW				Optional - Main Disc		3804		280 D 14 6+6
55-60 F / FP / GE / GT / GTP / L / LP / V	33 - 43 kW				Optional - P.T.O.		1069		280 R 10
65 F / FP / GE / GT / GTP / L / LP / V	48 kW				Main Disc		1389	7722	280 D 14
65 F / FP / GE / GT / GTP / L / LP / V	48 kW				P.T.O.		1069		280 R 10
65 F / FP / GE / GT / GTP / L / LP / V	48 kW	This part includes one disc 4178			Main Disc	8712	4126		310 R 10
65 F / FP / GE / GT / GTP / L / LP / V	48 kW				P.T.O.		4126		310 R 10
75 - 85 F / FP / GE / GT / GTP / L / LP / V	52 - 59 kW				Main Disc		3804	7722	280 D 14 6+6
75 - 85 F / FP / GE / GT / GTP / L / LP / V	52 - 59 kW				P.T.O.		1069		280 R 10
75 - 85 F / FP / GE / GT / GTP / L / LP / V		This part includes one disc 4178			Main Disc	8712	4126		310 R 10
75 - 85 F / FP / GE / GT / GTP / L / LP / V					P.T.O.		4126		310 R 10
95 GT / L		This part includes one disc 4178			Main Disc	8712	4126		310 R 10
95 GT / L					P.T.O.		4126		310 R 10
<b>ATLAS</b>									
70 - 75	50 kW				Main Disc		1389	7722	280 D 14
70 - 75	50 kW				P.T.O.		1069		280 R 10
70 - 75	50 kW	This part includes one disc 4178			Main Disc	8712	4126		310 R 10
70 - 75	50 kW				P.T.O.		4126		310 R 10
80	58 kW				Main Disc		1389	7722	280 D 14
80	58 kW				P.T.O.		1069		280 R 10
80	58 kW	This part includes one disc 4178			Main Disc	8712	4126		310 R 10
80	58 kW				P.T.O.		4126		310 R 10
90 - 100	65 kW	This part includes one disc 4178			Main Disc	8712	4126		310 R 10
90 - 100	65 kW				P.T.O.		4126		310 R 10
<b>BLIZZARD</b>									
50 - 60	33 - 43 kW				Main Disc		3804	7722	280 D 14 6+6
50 - 60	33 - 43 kW				P.T.O.		1069		280 R 10
65	48 kW				Main Disc		1389	7722	280 D 14
65	48 kW				P.T.O.		1069		280 R 10
65	48 kW	This part includes one disc 4178			Main Disc	8712	4126		310 R 10
65	48 kW				P.T.O.		4126		310 R 10
75 - 85	52 - 59 kW				Main Disc		3804	7722	280 D 14 6+6
75 - 85	52 - 59 kW				P.T.O.		1069		280 R 10
75 - 85	52 - 59 kW	This part includes one disc 4178			Main Disc	8712	4126		310 R 10
75 - 85	52 - 59 kW				P.T.O.		4126		310 R 10
95	63 kW	This part includes one disc 4178			Main Disc	8712	4126		310 R 10
95	63 kW				P.T.O.		4126		310 R 10
<b>GHIBLI</b>									
80 - 90	60 - 69 kW	This part includes one disc 4178			Main Disc	8712	4126		310 R 10
80 - 90	60 - 69 kW				P.T.O.		4126		310 R 10
100	75 kW	This part includes one disc 4178			Main Disc	8712	4126		310 R 10
100	75 kW				P.T.O.		4126		310 R 10
100 R	74 kW						4677		330 D 23 5+5
<b>GLOBUS</b>									
70	49 kW						4218	7722	280 D 18
70	49 kW				Optional		4255		280 D 18 5+5
<b>GLOBUS TECHNO</b>									
50 - 55 - 60 - 70					Main Disc		4218	7722	280 D 18
50 - 55 - 60 - 70					P.T.O.				250 18




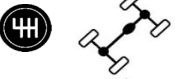







  Description	 Engine	 Gearbox - Chassis	 Year	 Code kit	 Code	 Code	 Code	 Z	 Pads
<b>GLOBUS TOP</b>									
55	40 kW					4218		280 D	18
60	41 kW					4218		280 D	18
65	49 kW					4566		310 D	18 6+6
70	49 kW					4218		280 D	18
70	49 kW					4255		280 D	18 5+5
75	53 kW					4566		310 D	18 6+6
80	57 kW					4566		310 D	18 6+6
<b>LEGEND TECHNO</b>									
105	76 kW	Speed Six	Main Disc			4360		350 D	24 7+7
105	76 kW	Speed Six	P.T.O.			4243		350 R	16 8+8
115 - 130 - 145	81 - 117 kW	Speed Six	Main Disc			4360		350 D	24 7+7
115 - 130 - 145	81 - 117 kW	Speed Six	P.T.O.			4243		350 R	16 8+8
165	81 - 117 kW	Speed Six	Main Disc			4360		350 D	24 7+7
165	81 - 117 kW	Speed Six	P.T.O.			4243		350 R	16 8+8
<b>LEGEND TOP</b>									
105 - 115 - 130 - 145 - 165	76 - 117 kW	Power Six				4360		350 D	24 7+7
105 - 115 - 130 - 145 - 165	76 - 117 kW	Delta Six	Torsion Dumper					294 C	26
<b>MISTRAL</b>									
40 - 45 - 50	4TNE84-ELAN		Main Disc			4584		225 D	16
40 - 45 - 50	4TNE84-ELAN		P.T.O.			4575		225 R	9
40 - 45 - 50		Powershift	Torsion Dumper			4727		280 C	10
<b>MYTHOS</b>									
90 - 100 - 110	67 - 79 kW					4096		330 D	23 8+8
90 - 100 - 110	67 - 79 kW	Delta Five	Torsion Dumper			4666		262 C	16
<b>REX</b>									
60F/L	40 kW		Main Disc			3804	7722	280 D	14 6+6
60F/L	40 kW		P.T.O.			1069		280 R	10
65V			Main Disc			3804	7722	280 D	14 6+6
65V			P.T.O.			1069		280 R	10
70F/LGT	50 kW		Main Disc			1389	7722	280 D	14
70F/LGT	50 kW		P.T.O.			1069	P008	280 R	10
70F/LGT	50 kW	This part includes one disc 4178	Main Disc		8712	4126		310 R	10
70F/LGT	50 kW		P.T.O.			4126	P008	310 R	10
80F/LGT	59 kW		Main Disc			3804	7722	280 D	14 6+6
80F/LGT	59 kW		P.T.O.			1069	P008	280 R	10
80F/LGT	59 kW	This part includes one disc 4178	Main Disc		8712	4126		310 R	10
80F/LGT	59 kW		P.T.O.			4126	P008	310 R	10
90F/GT - 100GT	67 - 70 kW	This part includes one disc 4178	Main Disc		8712	4126		310 R	10
90F/GT - 100GT	67 - 70 kW		P.T.O.			4126	P008	310 R	10

















  Description	 Engine	 Gearbox - Chassis	 Main Disc	 Year	 Code kit	 Code	 Code	 Code	 Z	 Pads
<b>TREKKER</b>										
C55F - C60F	40 kW		Main Disc			3804	7722	280 D	14	6+6
C55F - C60F	40 kW		P.T.O.			1069		280 R	10	
C65F			Main Disc			3804	7722	280 D	14	6+6
C65F			P.T.O.			1069		280 R	10	
C65F		This part includes one disc 4178	Main Disc			8712	4126	310 R	10	
C65F			P.T.O.			4126		310 R	10	
C70 - C70F	44 - 50 kW		Main Disc			3804	7722	280 D	14	6+6
C70 - C70F	44 - 50 kW		P.T.O.			1069		280 R	10	
C75			Main Disc			1389	7722	280 D	14	
C75			P.T.O.			1069		280 R	10	
C75			Main Disc			3804		280 D	14	6+6
C75			P.T.O.			1069		280 R	10	
C75F			Main Disc			3804	7722	280 D	14	6+6
C75F			P.T.O.			1069		280 R	10	
C75F		This part includes one disc 4178	Main Disc			8712	4126	310 R	10	
C75F			P.T.O.			4126		310 R	10	
C80	58 kW		Main Disc			1389	7722	280 D	14	
C80	58 kW		P.T.O.			1069		280 R	10	
C80	58 kW		Main Disc			3804		280 D	14	6+6
C80	58 kW		P.T.O.			1069		280 R	10	
C80F			Main Disc			3804	7722	280 D	14	6+6
C80F			P.T.O.			1069		280 R	10	
C80F		This part includes one disc 4178	Main Disc			8712	4126	310 R	10	
C80F			P.T.O.			4126		310 R	10	
C85 - C85F - C90 - C90F - C95 - C95F - C100 - C100F	68 kW	This part includes one disc 4178	Main Disc			8712	4126	310 R	10	
C85 - C85F - C90 - C90F - C95 - C95F - C100 - C100F	68 kW		P.T.O.			4126		310 R	10	
<b>VIEWMASTER</b>										
6800 - 7880 - 8880	49 - 61 kW	This part includes one disc 4178	Main Disc			8712	4126	310 R	10	
6800 - 7880 - 8880	49 - 61 kW		P.T.O.			4126		310 R	10	
<b>50 Serie</b>										
50V - 55V			Main Disc			3804	7722	280 D	14	6+6
50V - 55V			P.T.O.			1069		280 R	10	
<b>60 Serie</b>										
60V			Main Disc			3804	7722	280 D	14	6+6
60V			P.T.O.			1069		280 R	10	
65F/GT/L		This part includes one disc 4178	Main Disc			8712	4126	310 R	10	
65F/GT/L			P.T.O.			4126		310 R	10	
<b>70 Serie</b>										
75F/GT/LV	45 kW	This part includes one disc 4178	Main Disc			8712	4126	310 R	10	
<b>80 Serie</b>										
85F/GT/LV		This part includes one disc 4178	Main Disc			8712	4126	310 R	10	
85F/GT/LV			P.T.O.			4126		310 R	10	
<b>200 Serie</b>										
254 - 274 - 284			Main Disc			3804		280 D	14	6+6
254 - 274 - 284			P.T.O.			1069		280 R	10	
<b>300 Serie</b>										
364 - 374 - 394			Main Disc			3804		280 D	14	6+6
364 - 374 - 394			P.T.O.			1069		280 R	10	
<b>400 Serie</b>										
4530			Main Disc			1389		280 D	14	
4530			P.T.O.			1069		280 R	10	
4530			Main Disc			3804		280 D	14	6+6
4530			P.T.O.			1069		280 R	10	
4830 - 4860			Main Disc			1389		280 D	14	
4830 - 4860			P.T.O.			1069		280 R	10	
4830 - 4860			Main Disc			3804		280 D	14	6+6
4830 - 4860			P.T.O.			1069		280 R	10	












  Description	 Engine	 Gearbox - Chassis	 Year	 Code kit	 Code	 Code	 Code	 Z	 Pads
<b>500 Serie</b>									
5500 - 5530 - 5550			Main Disc			1389		280 D	14
5500 - 5530 - 5550			P.T.O.			1069		280 R	10
5500 - 5530 - 5550			Optional - Main Disc			3804		280 D	14 6+6
5830 - 5840	39 kW		Main Disc			1389	7722	280 D	14
5830 - 5840	39 kW		P.T.O.			1069		280 R	10
5830 - 5840	39 kW		Optional - Main Disc			3804		280 D	14 6+6
5830 - 5840	39 kW		Optional - P.T.O.			1069		280 R	10
5860	38 kW	Chass. -> P50186	Main Disc			1389	7722	280 D	14
5860	38 kW	Chass. -> P50186	P.T.O.			1069		280 R	10
5860	38 kW	Chass. -> P50186	Optional - Main Disc			3804		280 D	14 6+6
5860	38 kW	Chass. -> P50186	Optional - P.T.O.			1069		280 R	10
5860	38 kW	Chass. P50187 ->	Main Disc			3804	7722	280 D	14 6+6
5860	38 kW	Chass. P50187 ->	P.T.O.			1069		280 R	10
5870			Main Disc			1389	7722	280 D	14
5870			P.T.O.			1069		280 R	10
<b>600 Serie</b>									
6030 - 6040			Main Disc			1389	7722	280 D	14
6030 - 6040			P.T.O.			1069		280 R	10
6030 - 6040			Optional - Main Disc			3804		280 D	14 6+6
6060	46 kW	Chass. -> P50186	Main Disc			1389	7722	280 D	14
6060	46 kW	Chass. -> P50186	P.T.O.			1069		280 R	10
6060	46 kW	Chass. -> P50186	Optional - Main Disc			3804		280 D	14 6+6
6060	46 kW	Chass. -> P50186	Optional - P.T.O.			1069		280 R	10
6060	46 kW	Chass. P50187 ->	Main Disc			3804	7722	280 D	14 6+6
6060	46 kW	Chass. P50187 ->	P.T.O.			1069		280 R	10
6070			Main Disc			1389	7722	280 D	14
6070			P.T.O.			1069		280 R	10
6500			Main Disc			1389	7722	280 D	14
6500			P.T.O.			1069		280 R	10
6500			Optional - Main Disc			3804		280 D	14 6+6
6500			Optional - P.T.O.			1069		280 R	10
6530			Main Disc			1389		280 D	14
6530			P.T.O.			1069		280 R	10
6530			Optional - Main Disc			3804		280 D	14 6+6
6530			Optional - P.T.O.			1069		280 R	10
6550	49 kW		Main Disc			1389	7722	280 D	14
6550	49 kW		P.T.O.			1069		280 R	10
6550	49 kW		Optional - Main Disc			3804		280 D	14 6+6
6550	49 kW		Optional - P.T.O.			1069		280 R	10
6560			Main Disc			1389	7722	280 D	14
6560			P.T.O.			1069		280 R	10
6560			Optional - Main Disc			3804		280 D	14 6+6
6560			Optional - P.T.O.			1069		280 R	10
6830 - 6840	49 kW		Main Disc			1389	7722	280 D	14
6830 - 6840	49 kW		P.T.O.			1069		280 R	10
6830 - 6840	49 kW		Optional - Main Disc			3804		280 D	14 6+6
6830 - 6840	49 kW		Optional - P.T.O.			1069		280 R	10
6860	50 kW		Main Disc			1389	7722	280 D	14
6860	50 kW		P.T.O.			1069		280 R	10
6860	50 kW	This part includes one disc 4178	Optional - Main Disc		8712	4126		310 R	10
6860	50 kW		Optional - P.T.O.			4126		310 R	10
6870			Main Disc			1389	7722	280 D	14
6870			P.T.O.			1069		280 R	10
6870		This part includes one disc 4178	Main Disc		8712	4126		310 R	10
6870			P.T.O.			4126		310 R	10
6880	49 kW	This part includes one disc 4178	Main Disc		8712	4126		310 R	10
6880	49 kW		P.T.O.			4126		310 R	10













  Description	 Engine	 Gearbox - Chassis	 Year	 Code kit	 Code	 Code	 Code	 Z	 Pads
<b>700 Serie</b>									
7500 - 7530 - 7550	55 kW		Main Disc			<b>3804</b>	<b>7722</b>	280 D	14 <b>6+6</b>
7500 - 7530 - 7550	55 kW		P.T.O.			<b>1069</b>		280 R	10
7830			Main Disc			<b>1389</b>	<b>7722</b>	280 D	14
7830			P.T.O.			<b>1069</b>		280 R	10
7830			Optional - Main Disc			<b>3804</b>		280 D	14 <b>6+6</b>
7830			Optional - P.T.O.			<b>1069</b>		280 R	10
7860 - 7870 - 7880	55 kW		Main Disc			<b>3804</b>	<b>7722</b>	280 D	14 <b>6+6</b>
7860 - 7870 - 7880	55 kW		P.T.O.			<b>1069</b>		280 R	10
7860 - 7870 - 7880	55 kW	This part includes one disc 4178	Main Disc		<b>8712</b>	<b>4126</b>		310 R	10
7860 - 7870 - 7880	55 kW		P.T.O.			<b>4126</b>		310 R	10
<b>800 Serie</b>									
8500			Main Disc			<b>3804</b>	<b>7722</b>	280 D	14 <b>6+6</b>
8500			P.T.O.			<b>1069</b>		280 R	10
8530			Main Disc			<b>3804</b>	<b>P008</b>	280 D	14 <b>6+6</b>
8530			P.T.O.			<b>1069</b>		280 R	10
8550	62 kW		Main Disc			<b>3804</b>	<b>7722</b>	280 D	14 <b>6+6</b>
8550	62 kW		P.T.O.			<b>1069</b>		280 R	10
8830	62 kW		Main Disc			<b>1389</b>		280 D	14
8830	62 kW		P.T.O.			<b>1069</b>		280 R	10
8830	62 kW		Optional - Main Disc			<b>3804</b>		280 D	14 <b>6+6</b>
8830	62 kW		Optional - P.T.O.			<b>1069</b>		280 R	10
8860 - 8870	59 - 64 kW		Main Disc			<b>3804</b>	<b>7722</b>	280 D	14 <b>6+6</b>
8860 - 8870	59 - 64 kW		P.T.O.			<b>1069</b>		280 R	10
8860 - 8870	59 - 64 kW	This part includes one disc 4178	Main Disc		<b>8712</b>	<b>4126</b>		310 R	10
8860 - 8870	59 - 64 kW		P.T.O.			<b>4126</b>		310 R	10
8880	61 kW	This part includes one disc 4178	Main Disc		<b>8712</b>	<b>4126</b>		310 R	10
8880	61 kW		P.T.O.			<b>4126</b>		310 R	10
<b>900 Serie</b>									
9060 - 9080	59 kW	This part includes one disc 4178	Main Disc		<b>8712</b>	<b>4126</b>		310 R	10
9060 - 9080	59 kW		P.T.O.			<b>4126</b>		310 R	10
9550						<b>4254</b>		330 D	21
9550			Optional			<b>4206</b>	<b>P004</b>	330 D	21
9880 - 9880HC	69 kW	This part includes one disc 4178	Main Disc		<b>8712</b>	<b>4126</b>		310 R	10
9880 - 9880HC	69 kW		P.T.O.			<b>4126</b>		310 R	10
<b>10000 Serie</b>									
10000			Main Disc			<b>3971</b>		310 D	23 <b>7+7</b>
10000			P.T.O.			<b>3922</b>		310 R	16
10000			Main Disc			<b>4096</b>		330 D	23 <b>8+8</b>
10000			P.T.O.			<b>3635</b>		330 R	16
12500 - 13000 - 14500	106 kW		Main Disc			<b>4096</b>		330 D	23 <b>8+8</b>
12500 - 13000 - 14500	106 kW		P.T.O.			<b>3635</b>		330 R	16
16000						<b>4058</b>		350 R	23 <b>8+8</b>
16500						<b>4058</b>		350 R	23 <b>8+8</b>
16550						<b>4058</b>		350 R	23 <b>8+8</b>
17550						<b>4058</b>		350 R	23 <b>8+8</b>
17550			Main Disc					310	23 <b>8+8</b>
17550			P.T.O.					310	23 <b>8+8</b>
19000			Main Disc					310	23 <b>8+8</b>
19000			Main Disc					310	23 <b>8+8</b>
<b>BRAKE DISC - Disco Freno</b>									
4530 - 4830 - 5530 - 5830 - 6030 - 6530			Brake Disc			<b>4137</b>		178 B	22
4860 - 6060			Brake Disc			<b>4138</b>		179 B	23
5500 - 6500			Brake Disc			<b>4139</b>		180 B	24
5840 - 6040			Brake Disc			<b>4140</b>		181 B	25
8500			Brake Disc			<b>1395</b>		168 B	13
8500 - 9500			Brake Disc			<b>1217</b>		178 B	27
TL 5 NB			Brake Disc			<b>1217</b>		178 B	27

  Description	 Engine	 Gearbox - Chassis	 Year	 Code kit	 Code	 Code	 Code	 Z	 Pads
<b>LANZ</b>									
<b>AGRAR-VARIMOT</b>									
08						4507		180 R	10
<b>ALLRADLADER</b>									
NA						0822		200 R	10
NI22R	MWM D 327/2/3					0828		225 R	10
NI22R	MWM D 327/2/3		Optional			0828		225 R	10
<b>CEMETERY DREDGER</b>									
LNB - LNC	MWM D 327/2/3		Main Disc			0828		225 R	10
NG	KHD F 2 L 511				8073			228	10
<b>D Serie</b>									
14	11 kW				8705	4312		225 R	10
15	11 kW				8705	4312		225 R	10
16	13 kW					0822		200 R	10
18	15 kW				8705	4312		225 R	10
20 - 24	15 - 16 kW				8705	4101		225 R	10
30 - 32						4311		250 R	10
32	24 kW				8705	4101		225 R	10
36						4311		250 R	10
36	26 kW					0901		228 R	8
36	26 kW					4314		250 R	10
38						3696		250 R	8
38						0839		280 R	10
38	Helamatic					3039		280 R	10
40					8705	4312		225 R	10
45						3696		250 R	8
45						0839		280 R	10
47	20 kW				8705	4101		225 R	10
112	AKD 412 E					0822		200 R	10
115	AE 1					0822		200 R	10
117	AKD 311 Z /13 kW					1209		200 R	10
124	18 kW				8705	0828		225 R	10
130	22 kW		P.T.O.			3685		225 R	8
130	22 kW		Main Disc			4314		250 R	10
138			P.T.O.			3696		250 R	8
138			Main Disc			0839		280 R	10
215	11 kW				8705	4101		225 R	10
218 - 218 Helamatic	13 kW					1209		200 R	10
225	18 kW				8705	4101		225 R	10
225	Helamatic/18 kW		P.T.O.			0901		228 R	8
225	Helamatic/18 kW		Main Disc			4314		250 R	10
230	22 kW				8705	4101		225 R	10
230	22 kW		P.T.O.			0901		228 R	8
230	22 kW		Main Disc			4314		250 R	10
238-540 / 245-548			P.T.O.			3696		250 R	8
238-540 / 245-548			Main Disc			0839		280 R	10
254/A			P.T.O.			3687		250 R	8
254/A			Main Disc			0839		280 R	10
340A			P.T.O.			3685		225 R	8
340A			Main Disc			4314		250 R	10
415	AE 1					0822		200 R	10
416	MWM D 301-2					0863		180 R	10
420						0822		200 R	10
434 - 438			P.T.O.			0901		228 R	8
434 - 438			Main Disc			4314		250 R	10
518						1209		200 R	10
532 - 534 - 538 - 538S			P.T.O.			0901		228 R	8
532 - 534 - 538 - 538S			Main Disc			4314		250 R	10












  Description	 Engine	 Gearbox - Chassis	 Year	 Code kit	 Code	 Code	 Code	 Z	 Pads
<b>HELIX</b>									
D260/A	D 226/4 - 51 kW				8705	4101		225 R	10
<b>HELIX - EXCAVATOR</b>									
NG	KHD F 2 L 411 D					4198		230 R	10
<b>HG Serie</b>									
25			49 ->			4311		250 R	10
25					8705	4101		225 R	10
<b>INDUSTRIE SCHLEPPER 14 VARIMOT</b>									
INDUSTRIE SCHLEPPER 14 VARIMOT						4507		180 R	10
<b>INDUSTRIE VARIMOT</b>									
INDUSTRIE VARIMOT						4507		180 R	10
<b>L Serie</b>									
25					8705	4101		225 R	10
<b>LIEBHERR</b>									
<b>Wheel loader</b>									
L 544 -> L 580		Max. torque 2490 Nm	Torsion Dumper			6393		345 C	18
<b>Crawler excavator</b>									
R 317		Max. torque 670 Nm	Torsion Dumper			6150		315 C	18
R 317	BF4M1013C	Max. torque 1240 Nm	Torsion Dumper			6394		314 C	21
R 321 - R 902 LI		Max. torque 820 Nm	Torsion Dumper			6389		345 C	16
R 324		Max. torque 2720 Nm	Torsion Dumper			6395		345 C	24
R 350 - R 400 - R 500 N						4311		250 R	10
R 900 LI		Max. torque 670 Nm	Torsion Dumper			6390		315 C	16
R 912		Max. torque 1420 Nm	Torsion Dumper			6063		345 C	18
R 932 LI - 934 B/T - 942 LI - 944		Max. torque 1580 Nm	Torsion Dumper			6155		345 C	24
R 934 C		Max. torque 1580 Nm	Torsion Dumper			6155		345 C	24
R 934 C		Max. torque 3415 Nm	Torsion Dumper			6396		345 C	24
R 942		Max. torque 1400 Nm	Torsion Dumper			6064		345 C	22
R 944 T CU		Max. torque 3415 Nm	Torsion Dumper			6396		345 C	24
R 952 - 952 LI - 962-133/225/226/385		Max. torque 1950 Nm	Torsion Dumper			6065		390 C	18
<b>LINDNER</b>									
<b>BF Serie</b>									
22 A / N									
30 - 35A			P.T.O.			3841		200 R	8
30 - 35A			Main Disc			0844	7917	228 R	10
45 A / N			P.T.O.			3685		225 R	8
45 A / N			Main Disc			4314		250 R	10
350 A - 350 SA - 350 SN			P.T.O.			3841		200 R	8
350 A - 350 SA - 350 SN			Main Disc			0844		228 R	10
350 SA - 350 SN						0828		225 R	10
450 A / N			P.T.O.			3841		200 R	8
450 A / N			Main Disc					225	10
450 A / SN			P.T.O.			3685		225 R	8
450 A / SN			Main Disc			4314		250 R	10
450 A / SN			P.T.O.			3685		230 R	8
450 A / SN			Main Disc			1004		250 R	10
550 SA / SN			P.T.O.			3628		280 R	8
<b>GEOTRAC</b>									
LS 63 - LS 73 - LS 83			P.T.O.	03 ->					24 4+4
LS 63 - LS 73 - LS 83			Main Disc	03 ->		4353		290 D	17 6+6
LS 93			P.T.O.	03 ->					24 4+4
LS 93			Main Disc	03 ->		4353		290 D	17 6+6
50 - 60 - 63 - 65 - 70 - 73 - 75 - 80 - 83 - 85 - 100	903.27 - 1004C-4T		P.T.O.						24 4+4
50 - 60 - 63 - 65 - 70 - 73 - 75 - 80 - 83 - 85 - 100	903.27 - 1004C-4T		Main Disc			4353		290 D	17 6+6
100			P.T.O.	03 ->		4354		310 R	24 6+6
100			Main Disc	03 ->		4309		330 D	17 5+5

  Description	 Engine	 Gearbox - Chassis	 Year	 Code kit	 Code	 Code	 Code	 Z	 Pads
<b>JUNIOR</b>									
JUNIOR			9PS						
<b>T 3500 S</b>									
T 3500 S						0828	7753	225 R	10
T 3500 S			Optional			0828	7753	225 R	10
T 3500 S			P.T.O.			3841	7753	200 R	8
T 3500 S			Main Disc			3048	7753	225 R	10
<b>UNITRAC</b>									
55 - 60 - 65			P.T.O.					280	24 4+4
55 - 60 - 65			Main Disc			4353		290 D	17 6+6
75			P.T.O.					225	24 4+4
75			Main Disc					242	17 6+6
78 - 95 - 100			P.T.O.					280	24 4+4
78 - 95 - 100			Main Disc			4353		290 D	17 6+6
<b>300 Serie</b>									
320 S									
<b>400 Serie</b>									
420 S			P.T.O.			3685		225 R	8
420 S			Main Disc			1004		250 R	10
<b>500 Serie</b>									
520			P.T.O.			3628		280 R	8
520			Main Disc			0839		280 R	10
520 S			P.T.O.			3685		225 R	8
520 S			Main Disc			1004		250 R	10
<b>600 Serie</b>									
620			P.T.O.			3628		280 R	8
620			Main Disc			0839		280 R	10
<b>1000 Serie</b>									
1048 - 1055 - 1065	AD4.236		P.T.O.			3628		280 R	8
1048 - 1055 - 1065	AD4.236		Main Disc			0839		280 R	10
1600 - 1650 - 1700	AD4.248		P.T.O.			4152		280 R	24
1600 - 1650 - 1700	AD4.248		Main Disc			4151		295 R	17
<b>LINER CONCRETE</b>									
<b>CONCRETE MIXER</b>									
1300 - 1500 - 2000		Roughrider dumper				0870		200 R	10
2000 SB - 3000 SB		Roughrider dumper				0989		228 R	10
Roughrider				73 ->		0989		228 R	10
Giraffe				75 ->		1637		302 D	10
<b>LISTER</b>									
<b>TRACTOR</b>									
4 Wheel - Industrial tractor		40 M2 Gearbox		65 ->		0870		200 R	10
LD 1 - 4 D 4 Industrial tractor				71 ->		1255		229 D	10
Industrial tractor						3898		232 D	10
<b>LOMBARDINI</b>									
<b>TRACTOR</b>									
672						3397		228 R	10
673						0690		250 R	10
673						3861		250 R	10 6+6
Coupling			Torsion Dumper			4200		151 C	10
Coupling			Torsion Dumper			4199		121 C	10
LDA 673 - 674						1254		250 D	10
LDA 78 - 78/2 - 80 - 90 - 90/2 - 91 - 96						0812		184 R	10
LDA 100 - 280 - 510 - 820						0812		184 R	10
LDA 78/4 - 90/4 - 672						4037		216 R	6
LDA 82 - 85/85 - 450 - 510						1097		155 R	6
TL 20 - 22 - 25 - 25 S						0309		250 D	10













  Description	 Engine	 Gearbox - Chassis	 Year	 Code kit	 Code	 Code	 Code	 Z	 Pads
<b>LOSI</b>									
<b>CULTIVATOR</b>									
Motocultivatori							1409	178 R	15
<b>LOWE J.F.</b>									
<b>DUMPER</b>									
Atomak lift	Petters PH 2		73 ->				0989	228 R	10
Chieftain 4WD	Petters PH 2		73 ->				0989	228 R	10
High discharge dumpers	Petters PH 2		73 ->				0989	228 R	10
Swivel skip dumper	Petters PH 2		73 ->				0989	228 R	10
<b>MAB</b>									
<b>CULTIVATOR</b>									
Dovunque - Talpa							0155	155 R	6
<b>MALLARD VEHICLES</b>									
<b>TRANSPORTER</b>									
Honda		Newage gearbox					1895	165 D	10
Yugo	Ford						2794	200 D	17
<b>MAN</b>									
<b>2</b>									
2 AR 1/2 - 2 R3							0839	280 R	10
2 AR 1/2 - 2 R3							3687	250 R	8
2 F1							0863	181 R	10
2 K1 - 2 K2							0822	200 R	10
2 L1 - 2 L3							0828	225 R	10
2 L1 - 2 L3				Optional			1036	228 R	10
2 N1							0988	250 R	10
2 N1							3685	228 R	8
2 N1 - 2 R3							3116	250 R	10
2 P1							3685	228 R	8
2 P1							0988	250 R	10
<b>4</b>									
4 L1							0828	225 R	10
4 L1				Optional			1036	228 R	10
4 N1			57				0828	225 R	10
4 N1			57				3115	250 R	10
4 N2 - 4 P1							0988	250 R	10
4 N2 - 4 P1							3685	228 R	8
4 R3							3116	250 R	10
4 S1 - 4 S2 - 4 R3							0839	280 R	10
4 S1 - 4 S2 - 4 R3							3687	250 R	8
4 S3							3117	310 R	10
4 S3							3770	280 R	8
<b>5</b>									
5 M - B 25 - 1525 F							3455	300 R	10
<b>A</b>									
A 25 A			57				0828	225 R	10
AS 32 C40 - A 32/0 - AR 2							0830	250 R	10
AS 178	18 PS						0822	200 R	10
AS 325 H - AS 330 A - AS 330 H							0830	250 R	10
AS 430 - AS 440 - AS 430 A							4311	250 R	10
AS 542							0988	250 R	10
AS 542							3685	228 R	8
AS 542 A							3116	250 R	10
<b>B</b>									
B 18 A							0822	200 R	10
BS 440 A							0830	250 R	10

 										
Description	Engine	Gearbox - Chassis		Year	Code kit	Code	Code	Code	Z	Pads
<b>C</b>										
C 40/0							0830		250 R	10
<b>D</b>										
D 40							0830		250 R	10
<b>MANITOU</b>										
<b>C RANGE</b>										
MB 20 C - 25 C - 26 C - 30 C							3594		280 D	10
MB 20 C - 25 C - 26 C - 30 C							3935		280 D	10 5+5
<b>J RANGE</b>										
JRange							4021		280 D	13
<b>MANITOOOL</b>										
MANITOOOL							4021		280 D	13
<b>MB 50 K</b>										
MB 50 K							4108		310 D	10
<b>M 350</b>										
M 350							4108		310 D	10
<b>N RANGE</b>										
N Range							4021		280 D	13
<b>P RANGE</b>										
P Range							4102		280 D	10 8+8
P Range		with Rockford clutch					4423		302 D	10 6+6
3654							4108		310 D	10
<b>MARSHALL</b>										
<b>200 Serie</b>										
245 - 253				P.T.O.			0859		280 R	10
245 - 253				Main Disc			1011		280 R	10
245 - 253				Optional - Main Disc			3897		280 R	10
245 - 253				Optional - Main Disc			3935		280 D	10 5+5
255 - 262							3577		330 R	10 4+4
255 - 262				P.T.O.			0859		280 R	10
255 - 262				Main Disc			1011		280 R	10
255 - 262				Optional - Main Disc			3897		280 R	10
255 - 262				Optional - Main Disc			3935		280 D	10 5+5
262 Nuffield							1244		280 R	10
262 Nuffield				Optional			1244		280 R	10
270 - 272	Industrial						3577		330 R	10 4+4
270 - 272				P.T.O.			0859		280 R	10
270 - 272				Main Disc			1011		280 R	10
270 - 272				Optional - Main Disc			3897		280 R	10
270 - 272				Optional - Main Disc			3935		280 D	10 5+5
282				P.T.O.			0859		280 R	10
282				Main Disc			1011		280 R	10
282				Optional - Main Disc			3897		280 R	10
282				Optional - Main Disc			3935		280 D	10 5+5
285				P.T.O.			3749		301 R	10
285				Main Disc			3897		310 R	10
















  Description	 Engine	 Gearbox - Chassis	 Year	 Code kit	 Code	 Code	 Code	 Z	 Pads
<b>300 Serie</b>									
302								230	10
342			P.T.O.			<b>0859</b>		280 R	10
342			Main Disc			<b>1011</b>		280 R	10
342			Optional - Main Disc			<b>3897</b>		280 R	10
342			Optional - Main Disc			<b>3935</b>		280 D	10 <b>5+5</b>
342 Nuffield						<b>1244</b>		280 R	10
344 - 345	Industrial					<b>1456</b>		325 R	10 <b>10+10</b>
344 - 345			P.T.O.			<b>0859</b>		280 R	10
344 - 345			Main Disc			<b>1011</b>		280 R	10
344 - 345			Optional - Main Disc			<b>3897</b>		280 R	10
344 - 345			Optional - Main Disc			<b>3935</b>		280 D	10 <b>5+5</b>
344 - 345 Nuffield - 384						<b>1244</b>		280 R	10
384	Industrial					<b>1456</b>		325 R	10 <b>10+10</b>
384			P.T.O.			<b>0859</b>		280 R	10
384			Main Disc			<b>1011</b>		280 R	10
384			Optional - Main Disc			<b>3897</b>		280 R	10
384			Optional - Main Disc			<b>3935</b>		280 D	10 <b>5+5</b>
<b>400 Serie</b>									
425 Nuffield									
460	Industrial					<b>1456</b>		325 R	10 <b>10+10</b>
460			P.T.O.			<b>0859</b>		280 R	10
460			Main Disc			<b>1011</b>		280 R	10
460			Optional - Main Disc			<b>3897</b>		280 R	10
460			Optional - Main Disc			<b>3935</b>		280 D	10 <b>5+5</b>
460 Nuffield - 462						<b>1244</b>		280 R	10
462			P.T.O.			<b>0859</b>		280 R	10
462			Main Disc			<b>1011</b>		280 R	10
462			Optional - Main Disc			<b>3897</b>		280 R	10
462			Optional - Main Disc			<b>3935</b>		280 D	10 <b>5+5</b>
465	Industrial					<b>1456</b>		325 R	10 <b>10+10</b>
465			P.T.O.			<b>0859</b>		280 R	10
465			Main Disc			<b>1011</b>		280 R	10
465			Optional - Main Disc			<b>3897</b>		280 R	10
465			Optional - Main Disc			<b>3935</b>		280 D	10 <b>5+5</b>
465 Nuffield - 472						<b>1244</b>		280 R	10
472			P.T.O.			<b>0859</b>		280 R	10
472			Main Disc			<b>1011</b>		280 R	10
472			Optional - Main Disc			<b>3897</b>		280 R	10
472			Optional - Main Disc			<b>3935</b>		280 D	10 <b>5+5</b>
482			P.T.O.			<b>0859</b>		280 R	10
482			Main Disc			<b>1011</b>		280 R	10
482			Optional - Main Disc			<b>3897</b>		280 R	10
482			Optional - Main Disc			<b>3935</b>		280 D	10 <b>5+5</b>
485			P.T.O.			<b>3749</b>		301 R	10
485			Main Disc			<b>3897</b>		310 R	10
<b>500 Serie</b>									
502			P.T.O.			<b>0859</b>		280 R	10
502			Main Disc			<b>1011</b>		280 R	10
502			Optional - Main Disc			<b>3897</b>		280 R	10
502			Optional - Main Disc			<b>3935</b>		280 D	10 <b>5+5</b>
502			P.T.O.			<b>0859</b>		280 R	10
502			Main Disc			<b>1436</b>		310 R	10





























  Description	 Engine	  Gearbox - Chassis	 Year	 Code kit	 Code	 Code	 Code	 Z	 Pads
<b>600 Serie</b>									
602			P.T.O.			0859		280 R	10
602			Main Disc			1011		280 R	10
602			Optional - Main Disc			3897		280 R	10
602			Optional - Main Disc			3935		280 D	10 5+5
602			P.T.O.			0859		280 R	10
602			Main Disc			1436		310 R	10
604			P.T.O.			0859		280 R	10
604			Main Disc			1011		280 R	10
604			Optional - Main Disc			3897		280 R	10
604			Optional - Main Disc			3935		280 D	10 5+5
<b>700 Serie</b>									
702 - 704			P.T.O.			0859		280 R	10
702 - 704			Main Disc			1436		310 R	10
<b>800 Serie</b>									
802 - 804			P.T.O.			0859		280 R	10
802 - 804			Main Disc			1436		310 R	10
854			P.T.O.			3749		301 R	10
854			Main Disc			3897		310 R	10
<b>900 Serie</b>									
904			P.T.O.			0859		280 R	10
904			Main Disc			1436		310 R	10
<b>1000 Serie</b>									
1042 - 1060			P.T.O.			0859		280 R	10
1042 - 1060			Main Disc			1011		280 R	10
1042 - 1060			Optional - Main Disc			3897		280 R	10
1042 - 1060			Optional - Main Disc			3935		280 D	10 5+5
<b>2000 Serie</b>									
2100			P.T.O.			3749		301 R	10
2100			Main Disc			3897		310 R	10
<b>4000 Serie</b>									
4100			P.T.O.			3749		301 R	10
4100			Main Disc			3897		310 R	10
<b>BRAKE DISC - Disco Freno</b>									
Several Types			Brake Disc			3410		165 B	13
<b>MARTIN MARKHAM</b>									
<b>TRACTOR</b>									
Colt 7 Tractor	7 HP	Kohler				0085		160 R	10

























**Massey Ferguson Limited** is a manufacturer of agricultural equipment, formed by the 1953 merger of farm machinery manufacturers Massey Harris of Canada and the Ferguson Company in Britain. It was based in Brantford, Ontario, until 1988. The company transferred its headquarters to Buffalo, New York, in 1997, before it was acquired by AGCO, the new owner of its former competitor Allis-Chalmers. Massey Ferguson is one of several brands produced by AGCO














  Description	 Engine	  Gearbox - Chassis	 Year	 Code kit	 Code	 Code	 Code	 Code	 Code	 Code	Z Pads
<b>MASSEY-FERGUSON</b>											
<b>TRACTOR</b>											
20 B - E - F - H		Industrial				<b>0956</b>	<b>7752</b>	300 R	10		
20 B - E - F - H		Industrial	Optional			<b>3452</b>		300 R	10		
20 B - D - F - H		Industrial	P.T.O.			<b>3474</b>	<b>7752</b>	250 R	25		
20 B - D - F - H		Industrial	Main Disc			<b>0956</b>	<b>P004</b>	300 R	10		
20 B - D - F - H			Optional - Main Disc			<b>3452</b>		300 R	10		
20 TEA - TEC - TED						<b>0802</b>	<b>P004</b>	230 R	10		
20 TET						<b>5351</b>	<b>P004</b>	250	10		
25			P.T.O.			<b>0853</b>	<b>7752</b>	228 R	19		
25			Main Disc			<b>1110</b>		275 R	11		
30			P.T.O.			<b>3474</b>	<b>7752</b>	250 R	25		
30			Main Disc			<b>0956</b>	<b>P004</b>	300 R	10		
30			Optional - Main Disc			<b>3452</b>		300 R	10		
30 D - H						<b>0956</b>	<b>7752</b>	300 R	10		
30 D - H			Optional			<b>3452</b>		300 R	10		
30 E			P.T.O.			<b>3474</b>	<b>7752</b>	250 R	25		
30 E			Main Disc			<b>0956</b>	<b>P004</b>	300 R	10		
30 E			Optional - Main Disc			<b>3452</b>		300 R	10		
35 - 35 X	A3.152					<b>1034</b>	<b>7752</b>	273 R	10		
35 - 35 X	A3.152		P.T.O.			<b>0953</b>	<b>7752</b>	228 R	10		
35 - 35 X	A3.152		Main Disc			<b>1034</b>	<b>P004</b>	273 R	10		
35 - 35 X	23C		P.T.O.			<b>0953</b>	<b>7752</b>	228 R	10		
35 - 35 X	23C		Main Disc			<b>1034</b>	<b>P004</b>	280 R	10		
40						<b>3452</b>	<b>7752</b>	300 R	10		
40 B						<b>3422</b>	<b>7752</b>	280 R	10		
40 B			P.T.O.			<b>3474</b>	<b>7752</b>	250 R	25		
40 B			Main Disc			<b>0956</b>	<b>P004</b>	300 R	10		
40 B			Optional - Main Disc			<b>3452</b>		300 R	10		
40 E						<b>3452</b>	<b>7752</b>	300 R	10		
50			P.T.O.			<b>0953</b>	<b>7752</b>	228 R	10		
50			Main Disc			<b>1034</b>	<b>P004</b>	273 R	10		
50 B - D						<b>3452</b>	<b>7752</b>	300 R	10		
50 E - EX						<b>3452</b>	<b>7752</b>	300 R	10		
50 H - 50 HX - 60 H						<b>3452</b>	<b>7752</b>	300 R	10		
65 - 65 S			P.T.O.			<b>0953</b>	<b>7752</b>	228 R	10		
65 - 65 S			Main Disc			<b>1034</b>	<b>P004</b>	273 R	10		
122 - 130			P.T.O.			<b>0853</b>	<b>7752</b>	228 R	19		
122 - 130			Main Disc			<b>1110</b>		275 R	11		
133						<b>0956</b>	<b>7752</b>	300 R	10		
133						<b>0956</b>	<b>7752</b>	300 R	10		
133		Chass. -> 392075				<b>0956</b>	<b>7752</b>	300 R	10		
133		Chass. 392076 ->				<b>0956</b>	<b>7752</b>	300 R	10		
133		Chass. -> 217333	P.T.O.			<b>0953</b>	<b>7752</b>	228 R	10		
133		Chass. -> 217333	Main Disc			<b>1034</b>	<b>P004</b>	273 R	10		
133		Ch. 217334-C275040	P.T.O.			<b>0957</b>	<b>7752</b>	250 R	10		
133		Ch. 217334-C275040	Main Disc			<b>0956</b>	<b>P004</b>	302 R	10		
133		C275041 ->	P.T.O.			<b>3474</b>	<b>7752</b>	250 R	25		
133		C275041 ->	Main Disc			<b>0956</b>	<b>P004</b>	302 R	10		
133		C275041 ->	Optional - Main Disc			<b>3452</b>		300 R	10		
134 C - V			Main Disc			<b>1389</b>	<b>7722</b>	280 D	14		
134 C - V			P.T.O.			<b>1069</b>		280 R	10		
134 C - V			Optional - Main Disc			<b>3804</b>		280 D	14	<b>6+6</b>	
134 C - V			Optional - P.T.O.			<b>1069</b>		280 R	10		
135 Made in GB							<b>7752</b>	230	10		
135 Made in GB						<b>1034</b>	<b>7752</b>	273 R	10		
135 Made in GB			P.T.O.			<b>0953</b>	<b>7752</b>	228 R	10		
135 Made in GB			Main Disc			<b>1034</b>	<b>P004</b>	280 R	10		

  Description	 Engine	 Gearbox - Chassis	 Year	 Code kit	 Code	 Code	 Code	 Code	 Z	 Pads
135 Made in France							<b>0956</b>	<b>7752</b>	302 R	10
135 Made in GB		Chass. 121069 ->					<b>0956</b>	<b>7752</b>	302 R	10
135 Made in France		Chass. -> 382042					<b>0956</b>	<b>7752</b>	302 R	10
135 Made in GB		Chass. -> 439190					<b>0956</b>	<b>7752</b>	302 R	10
135 Made in France		Chass. -> 382042					<b>0956</b>	<b>7752</b>	302 R	10
135 Made in GB		Chass. 439191 ->					<b>0956</b>	<b>7752</b>	302 R	10
135 Made in France		Chass. 382043 ->					<b>0956</b>	<b>7752</b>	302 R	10
135 Made in GB		Chass. -> 121069	P.T.O.				<b>0953</b>	<b>7752</b>	228 R	10
135 Made in GB		Chass. -> 121069	Main Disc				<b>1034</b>	<b>P004</b>	273 R	10
135 Made in France		Chass. -> 350000	P.T.O.				<b>0953</b>	<b>7752</b>	228 R	10
135 Made in France		Chass. -> 350000	Main Disc				<b>1034</b>	<b>P004</b>	273 R	10
135 Made in GB		Chass. 121070-439190	P.T.O.				<b>0957</b>	<b>7752</b>	250 R	10
135 Made in GB		Chass. 121070-439190	Main Disc				<b>0956</b>	<b>P004</b>	302 R	10
135 Made in France		Chass. -> C275040	P.T.O.				<b>0957</b>	<b>7752</b>	250 R	10
135 Made in France		Chass. -> C275040	Main Disc				<b>0956</b>	<b>P004</b>	302 R	10
135 Made in GB		Chass. 439191 ->	P.T.O.				<b>3474</b>	<b>7752</b>	250 R	25
135 Made in GB		Chass. 439191 ->	Main Disc				<b>0956</b>	<b>P004</b>	302 R	10
135 Made in GB		Chass. 439191 ->	Optional - Main Disc				<b>3452</b>		300 R	10
135 Made in France		Chass. C275041 ->	P.T.O.				<b>3474</b>	<b>7752</b>	250 R	25
135 Made in France		Chass. C275041 ->	Main Disc				<b>0956</b>	<b>P004</b>	302 R	10
135 Made in France		Chass. C275041 ->	Optional - Main Disc				<b>3452</b>		300 R	10
135 MK III - 135 S - 135 V			P.T.O.				<b>3474</b>	<b>7752</b>	250 R	25
135 MK III - 135 S - 135 V			Main Disc				<b>0956</b>	<b>P004</b>	302 R	10
135 MK III - 135 S - 135 V			Optional - Main Disc				<b>3452</b>		300 R	10
140		Chass. -> 382042					<b>0956</b>	<b>7752</b>	302 R	10
140		Chass. 382043 ->					<b>0956</b>	<b>7752</b>	302 R	10
140 Made in France			P.T.O.				<b>0957</b>	<b>7752</b>	250 R	10
140 Made in France			Main Disc				<b>0956</b>	<b>P004</b>	302 R	10
140		Chass. -> 382042	P.T.O.				<b>0953</b>	<b>7752</b>	228 R	10
140		Chass. -> 382042	Main Disc				<b>1034</b>	<b>P004</b>	273 R	10
140		Chass. 382043 ->	P.T.O.				<b>3474</b>	<b>7752</b>	250 R	25
140		Chass. 382043 ->	Main Disc				<b>0956</b>	<b>P004</b>	302 R	10
140		Chass. 382043 ->	Optional - Main Disc				<b>3452</b>		300 R	10
145							<b>0956</b>	<b>7752</b>	302 R	10
145			P.T.O.				<b>0953</b>	<b>7752</b>	228 R	10
145			Main Disc				<b>1034</b>	<b>P004</b>	273 R	10
145			P.T.O.				<b>0957</b>	<b>7752</b>	250 R	10
145			Main Disc				<b>0956</b>	<b>P004</b>	302 R	10
145 MK III - S - V			P.T.O.				<b>3474</b>	<b>7752</b>	250 R	25
145 MK III - S - V			Main Disc				<b>0956</b>	<b>P004</b>	302 R	10
145 MK III - S - V			Optional - Main Disc				<b>3452</b>		300 R	10
148 Made in France							<b>0956</b>	<b>7752</b>	302 R	10
148 Made in GB		Chass. -> 389027					<b>0956</b>	<b>7752</b>	302 R	10
148 Made in France							<b>0956</b>	<b>7752</b>	302 R	10
148 Made in GB		Chass. 389028 ->					<b>0956</b>	<b>7752</b>	302 R	10
148 Made in GB		Chass. -> C190070	P.T.O.				<b>0957</b>	<b>7752</b>	250 R	10
148 Made in GB		Chass. -> C190070	Main Disc				<b>0956</b>	<b>P004</b>	302 R	10
148 Made in France			P.T.O.				<b>0957</b>	<b>7752</b>	250 R	10
148 Made in France			Main Disc				<b>0956</b>	<b>P004</b>	302 R	10
148		Chass. C190071 ->	P.T.O.				<b>3474</b>	<b>7752</b>	250 R	25
148		Chass. C190071 ->	Main Disc				<b>0956</b>	<b>P004</b>	302 R	10
148		Chass. C190071 ->	Optional - Main Disc				<b>3452</b>		300 R	10
148 MK III			P.T.O.				<b>3474</b>	<b>7752</b>	250 R	25
148 MK III			Main Disc				<b>0956</b>	<b>P004</b>	302 R	10
148 MK III			Optional - Main Disc				<b>3452</b>		300 R	10
152		Chass. -> C247092					<b>0956</b>	<b>7752</b>	302 R	10
152		Chass. C247093 ->					<b>0956</b>	<b>7752</b>	302 R	10
152		Chass. -> C247092	P.T.O.				<b>0957</b>	<b>7752</b>	250 R	10














  Description	 Engine	  Gearbox - Chassis	 Main Disc	 Year	 Code kit	 Code	 Code	 Code	 Code	 Z	 Pads
152		Chass. -> C247092	Main Disc				<b>0956</b>	<b>P004</b>	302 R	10	
152 - F - S - V - 152 MK III		Chass. C247093 ->	P.T.O.				<b>3474</b>	<b>7752</b>	250 R	25	
152 - F - S - V - 152 MK III		Chass. C247093 ->	Main Disc				<b>0956</b>	<b>P004</b>	302 R	10	
152 - F - S - V - 152 MK III		Chass. C247093 ->	Optional - Main Disc				<b>3452</b>		300 R	10	
152 F - S - V - 152 MK III							<b>0956</b>	<b>7752</b>	302 R	10	
154 - F - S - V			Main Disc				<b>1389</b>	<b>7722</b>	280 D	14	
154 - F - S - V			P.T.O.				<b>1069</b>		280 R	10	
154 - F - S - V			Optional - Main Disc				<b>3804</b>		280 D	14	<b>6+6</b>
154 - F - S - V			Optional - P.T.O.				<b>1069</b>		280 R	10	
154 - F - S - V		This part includes one disc 4178	Main Disc			<b>8712</b>	<b>4126</b>		310 R	10	
154 - F - S - V			P.T.O.				<b>4126</b>		310 R	10	
155							<b>0956</b>	<b>7752</b>	302 R	10	
155		Chass. -> C287076					<b>0956</b>	<b>7752</b>	302 R	10	
155		Chass. C287077 ->					<b>0956</b>	<b>7752</b>	302 R	10	
155			P.T.O.				<b>0957</b>	<b>7752</b>	250 R	10	
155			Main Disc				<b>0956</b>	<b>P004</b>	302 R	10	
155			P.T.O.				<b>0957</b>	<b>7752</b>	250 R	10	
155			Main Disc				<b>0956</b>	<b>P004</b>	302 R	10	
155			P.T.O.				<b>3474</b>	<b>7752</b>	250 R	25	
155			Main Disc				<b>0956</b>	<b>P004</b>	302 R	10	
155			Optional - Main Disc				<b>3452</b>		300 R	10	
155			P.T.O.				<b>0957</b>	<b>7752</b>	250 R	10	
155			Main Disc				<b>0956</b>	<b>P004</b>	302 R	10	
157			P.T.O.				<b>0957</b>	<b>7752</b>	250 R	10	
157			Main Disc				<b>0956</b>	<b>P004</b>	302 R	10	
157			Optional - Main Disc				<b>3452</b>		300 R	10	
158							<b>0956</b>	<b>7752</b>	302 R	10	
158							<b>0956</b>	<b>7752</b>	302 R	10	
158 - F - S - V - 158 MK III							<b>0956</b>	<b>7752</b>	302 R	10	
158 - S - 158 MK III			P.T.O.				<b>3474</b>	<b>7752</b>	250 R	25	
158 - S - 158 MK III			Main Disc				<b>0956</b>	<b>P004</b>	302 R	10	
158 - S - 158 MK III			Optional - Main Disc				<b>3452</b>		300 R	10	
158			P.T.O.				<b>3474</b>	<b>7752</b>	250 R	25	
158			Main Disc				<b>0956</b>	<b>P004</b>	302 R	10	
158			Optional - Main Disc				<b>3452</b>		300 R	10	
164 C								<b>7752</b>	280	10	
164 F - S - T - V			Main Disc				<b>1389</b>	<b>7722</b>	280 D	14	
164 F - S - T - V			P.T.O.				<b>1069</b>		280 R	10	
164 F - S - T - V			Optional - Main Disc				<b>3804</b>		280 D	14	<b>6+6</b>
164 F - S - T - V			Optional - P.T.O.				<b>1069</b>		280 R	10	
164 F - S - T - V		This part includes one disc 4178	Main Disc			<b>8712</b>	<b>4126</b>		310 R	10	
164 F - S - T - V			P.T.O.				<b>4126</b>		310 R	10	
165							<b>0956</b>	<b>7752</b>	302 R	10	
165							<b>0956</b>	<b>7752</b>	302 R	10	
165			Main Disc				<b>3452</b>		300 R	10	
165							<b>0956</b>	<b>7752</b>	302 R	10	
165			Optional				<b>3452</b>		300 R	10	
165 - 165 MK III							<b>0956</b>	<b>7752</b>	302 R	10	
165			P.T.O.				<b>0953</b>	<b>7752</b>	228 R	10	
165			Main Disc				<b>1034</b>	<b>P004</b>	273 R	10	
165			P.T.O.				<b>0953</b>	<b>7752</b>	228 R	10	
165			Main Disc				<b>1034</b>	<b>P004</b>	273 R	10	
165 MK 3 Made in GB		Chass. -> 130772	P.T.O.				<b>0957</b>	<b>7752</b>	250 R	10	
165 MK 3 Made in GB		Chass. -> 130772	Main Disc				<b>0956</b>	<b>P004</b>	302 R	10	
165			P.T.O.				<b>0957</b>	<b>7752</b>	250 R	10	
165			Main Disc				<b>0956</b>	<b>P004</b>	302 R	10	
165 - 165 MK 3			P.T.O.				<b>3474</b>	<b>7752</b>	250 R	25	
165 - 165 MK 3			Main Disc				<b>0956</b>	<b>P004</b>	302 R	10	




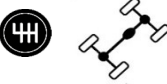








 Description	 Engine	 Gearbox - Chassis	 Year	 Code kit	 Code	 Code	 Code	 Z	 Pads	
165 - 165 MK 3			Optional - Main Disc				<b>3452</b>	300 R	10	
165			P.T.O.				<b>3474</b>	<b>7752</b>	250 R	25
165			Main Disc				<b>0956</b>	<b>P004</b>	302 R	10
165			Optional - Main Disc				<b>3452</b>		300 R	10
165 - 165 MK 3			P.T.O.				<b>0957</b>	<b>7752</b>	250 R	10
165 - 165 MK 3			Main Disc				<b>0956</b>	<b>P004</b>	302 R	10
165 - 165 MK 3			Optional - Main Disc				<b>3452</b>		300 R	10
168							<b>0956</b>	<b>7752</b>	302 R	10
168			Optional				<b>3452</b>		300 R	10
168		Chass. -> 255118					<b>0956</b>	<b>7752</b>	302 R	10
168		Chass. 255119 ->					<b>0956</b>	<b>7752</b>	302 R	10
168		Chass. 255119 ->	Optional - Main Disc				<b>3452</b>		300 R	10
168 F - S - 168 MK 3							<b>0956</b>	<b>7752</b>	302 R	10
168 F - S - 168 MK 3			Optional - Main Disc				<b>3452</b>		300 R	10
168							<b>0956</b>	<b>7752</b>	302 R	10
168			Optional				<b>3452</b>		300 R	10
168			P.T.O.				<b>0953</b>	<b>7752</b>	228 R	10
168			Main Disc				<b>1034</b>	<b>P004</b>	273 R	10
168		Chass. -> 255118	P.T.O.				<b>0957</b>	<b>7752</b>	250 R	10
168		Chass. -> 255118	Main Disc				<b>0956</b>	<b>P004</b>	302 R	10
168		Chass. -> 255118	Optional - Main Disc				<b>3452</b>		330 R	10
168		Chass. 255119 ->	P.T.O.				<b>3474</b>	<b>7752</b>	250 R	25
168		Chass. 255119 ->	Main Disc				<b>0956</b>	<b>P004</b>	302 R	10
168		Chass. 255119 ->	Optional - Main Disc				<b>3452</b>		330 R	10
168			P.T.O.				<b>3474</b>	<b>7752</b>	250 R	25
168			Main Disc				<b>0956</b>	<b>P004</b>	302 R	10
168			Optional - Main Disc				<b>3452</b>		330 R	10
168			P.T.O.				<b>0957</b>	<b>7752</b>	250 R	10
168			Main Disc				<b>0956</b>	<b>P004</b>	302 R	10
174 - C - S - V			Main Disc				<b>1389</b>	<b>7722</b>	280 D	14
174 - C - S - V			P.T.O.				<b>1069</b>		280 R	10
174 - C - S - V			Optional - Main Disc				<b>3804</b>		280 D	14
174 - C - S - V			Optional - P.T.O.				<b>1069</b>		280 R	10
174 - C - S - V		This part includes one disc 4178	Main Disc			<b>8712</b>	<b>4126</b>		310 R	10
174 - C - S - V			P.T.O.				<b>4126</b>		310 R	10
175		Chass. -> 729573	P.T.O.				<b>0953</b>	<b>7752</b>	228 R	10
175		Chass. -> 729573	Main Disc				<b>1034</b>	<b>P004</b>	273 R	10
175 S			P.T.O.				<b>0953</b>	<b>7752</b>	228 R	10
175 S			Main Disc				<b>1034</b>	<b>P004</b>	273 R	10
175		Chass. 729574 ->	P.T.O.				<b>0957</b>	<b>7752</b>	250 R	10
175		Chass. 729574 ->	Main Disc				<b>0956</b>	<b>P004</b>	302 R	10
175		Chass. 729574 ->	Optional - Main Disc				<b>3452</b>		300 R	10
177		Chass. -> 729573	P.T.O.				<b>0953</b>	<b>7752</b>	228 R	10
177		Chass. -> 729573	Main Disc				<b>1034</b>	<b>P004</b>	273 R	10
177		Chass. 729574 ->	P.T.O.				<b>0957</b>	<b>7752</b>	250 R	10
177		Chass. 729574 ->	Main Disc				<b>0956</b>	<b>P004</b>	302 R	10
177		Chass. 729574 ->	Optional - Main Disc				<b>3452</b>		300 R	10
178							<b>0956</b>	<b>7752</b>	302 R	10
178			Optional				<b>3452</b>		300 R	10
178			P.T.O.				<b>0953</b>	<b>7752</b>	228 R	10
178			Main Disc				<b>1034</b>	<b>P004</b>	273 R	10
178		Chass. -> 729573	P.T.O.				<b>0953</b>	<b>7752</b>	228 R	10
178		Chass. -> 729573	Main Disc				<b>1034</b>	<b>P004</b>	273 R	10
178		Chass. 729574 ->	P.T.O.				<b>0957</b>	<b>7752</b>	250 R	10
178		Chass. 729574 ->	Main Disc				<b>0956</b>	<b>P004</b>	302 R	10
178		Chass. 729574 ->	Optional - Main Disc				<b>3452</b>		330 R	10
178			P.T.O.				<b>0957</b>	<b>7752</b>	250 R	10
178			Main Disc				<b>0956</b>	<b>P004</b>	302 R	10














  Description	 Engine	 Gearbox - Chassis	 Main Disc	 Year	 Code kit	 Code	 Code	 Code	 Z	 Pads
184 - F - S			Main Disc				<b>1389</b>	<b>7722</b>	280 D	14
184 - F - S			P.T.O.				<b>1069</b>		280 R	10
184 - F - S			Optional - Main Disc				<b>3804</b>		280 D	14
184 - F - S			Optional - P.T.O.				<b>1069</b>		280 R	10
184 - F - S		This part includes one disc 4178	Main Disc			<b>8712</b>	<b>4126</b>		310 R	10
184 - F - S			P.T.O.				<b>4126</b>		310 R	10
185		Chass. -> 317618					<b>0956</b>	<b>7752</b>	302 R	10
185		Chass. -> 317618	Optional				<b>3452</b>		300 R	10
185		Chass. 317619 ->					<b>0956</b>	<b>7752</b>	302 R	10
185		Chass. 317619 ->	Optional				<b>3452</b>		300 R	10
185		Chass. -> 317618	P.T.O.				<b>0957</b>	<b>7752</b>	250 R	10
185		Chass. -> 317618	Main Disc				<b>0956</b>	<b>P004</b>	302 R	10
185		Chass. -> 317618	Optional - Main Disc				<b>3452</b>		300 R	10
185		Chass. 317619 ->	P.T.O.				<b>3474</b>	<b>7752</b>	250 R	25
185		Chass. 317619 ->	Main Disc				<b>0956</b>	<b>P004</b>	302 R	10
185		Chass. 317619 ->	Optional - Main Disc				<b>3452</b>		300 R	10
188		Chass. -> 358839					<b>0956</b>	<b>7752</b>	302 R	10
188		Chass. -> 358839	Optional				<b>3452</b>		330 R	10
188		Chass. 358840 ->					<b>0956</b>	<b>7752</b>	302 R	10
188		Chass. 358840 ->	Optional				<b>3452</b>		330 R	10
188		Chass. -> 358839	P.T.O.				<b>0957</b>	<b>7752</b>	250 R	10
188		Chass. -> 358839	Main Disc				<b>0956</b>	<b>P004</b>	302 R	10
188		Chass. -> 358839	Optional - Main Disc				<b>3452</b>		330 R	10
188		Chass. 358840 ->	P.T.O.				<b>3474</b>	<b>7752</b>	250 R	25
188		Chass. 358840 ->	Main Disc				<b>0956</b>	<b>P004</b>	302 R	10
188		Chass. 358840 ->	Optional - Main Disc				<b>3452</b>		330 R	10
194 - A - C - F - S			Main Disc				<b>1389</b>	<b>7722</b>	280 D	14
194 - A - C - F - S			P.T.O.				<b>1069</b>		280 R	10
194 - A - C - F - S			Optional - Main Disc				<b>3804</b>		280 D	14
194 - A - C - F - S			Optional - P.T.O.				<b>1069</b>		280 R	10
194 - A - C - F - S		This part includes one disc 4178	Main Disc			<b>8712</b>	<b>4126</b>		310 R	10
194 - A - C - F - S			P.T.O.				<b>4126</b>		310 R	10
210 - 220									215	13
230							<b>0956</b>	<b>7752</b>	302 R	10
230			Optional				<b>3452</b>		300 R	10
230							<b>0956</b>	<b>7752</b>	302 R	10
230			Optional				<b>3452</b>		300 R	10
230			P.T.O.				<b>3474</b>	<b>7752</b>	250 R	25
230			Main Disc				<b>0956</b>	<b>P004</b>	302 R	10
230			Optional				<b>3452</b>		300 R	10
230			P.T.O.				<b>3474</b>	<b>7752</b>	250 R	25
230			Main Disc				<b>4079</b>	<b>P004</b>	300 R	21
231 S			P.T.O.				<b>3474</b>	<b>7752</b>	250 R	25
231 S			Main Disc				<b>0956</b>	<b>P004</b>	302 R	10
231 S			Optional				<b>3452</b>		300 R	10
233 CF - S - 234 CF - S			Main Disc				<b>1389</b>	<b>7722</b>	280 D	14
233 CF - S - 234 CF - S			P.T.O.				<b>1069</b>		280 R	10
233 CF - S - 234 CF - S			Optional - Main Disc				<b>3804</b>		280 D	14
233 CF - S - 234 CF - S			Optional - P.T.O.				<b>1069</b>		280 R	10
233 CF - S - 234 CF - S		This part includes one disc 4178	Main Disc			<b>8712</b>	<b>4126</b>		310 R	10
233 CF - S - 234 CF - S			P.T.O.				<b>4126</b>		310 R	10
235			P.T.O.				<b>3474</b>	<b>7752</b>	250 R	25
235			Main Disc				<b>0956</b>	<b>P004</b>	302 R	10
235			Optional				<b>3452</b>		300 R	10
240							<b>0956</b>	<b>7752</b>	302 R	10
240			Optional				<b>3452</b>		300 R	10
240							<b>0956</b>	<b>7752</b>	302 R	10
240			Optional				<b>3452</b>		300 R	10












  Description	 Engine	  Gearbox - Chassis	 P.T.O.	 Year	 Code kit	 Code	 Code	 Code	 Z	 Pads
240 - 240 S - 245			P.T.O.				<b>3474</b>	<b>7752</b>	250 R	25
240 - 240 S - 245			Main Disc				<b>0956</b>	<b>P004</b>	302 R	10
240 - 240 S - 245			Optional				<b>3452</b>		300 R	10
244 CF			Main Disc				<b>1389</b>	<b>7722</b>	280 D	14
244 CF			P.T.O.				<b>1069</b>		280 R	10
244 CF			Optional - Main Disc				<b>3804</b>		280 D	14
244 CF			Optional - P.T.O.				<b>1069</b>		280 R	10
244 CF		This part includes one disc 4178	Main Disc			<b>8712</b>	<b>4126</b>		310 R	10
244 CF			P.T.O.				<b>4126</b>		310 R	10
250							<b>0956</b>	<b>7752</b>	302 R	10
250			Optional				<b>3452</b>		300 R	10
250			P.T.O.				<b>3474</b>	<b>7752</b>	250 R	25
250			Main Disc				<b>0956</b>	<b>P004</b>	302 R	10
250			Optional				<b>3452</b>		300 R	10
253							<b>0956</b>	<b>7752</b>	302 R	10
253			Optional				<b>3452</b>		300 R	10
253		Chass. -> C17002	P.T.O.				<b>3474</b>	<b>7752</b>	250 R	25
253		Chass. -> C17002	Main Disc				<b>0956</b>	<b>P004</b>	302 R	10
253		Chass. C17003 ->	P.T.O.				<b>3474</b>	<b>7752</b>	250 R	25
253		Chass. C17003 ->	Main Disc				<b>4079</b>	<b>P004</b>	300 R	21
253 - A - C/CF - S 254 - A - C/CF - S			Main Disc				<b>1389</b>	<b>7722</b>	280 D	14
253 - A - C/CF - S 254 - A - C/CF - S			P.T.O.				<b>1069</b>		280 R	10
253 - A - C/CF - S 254 - A - C/CF - S			Optional - Main Disc				<b>3804</b>		280 D	14
253 - A - C/CF - S 254 - A - C/CF - S			Optional - P.T.O.				<b>1069</b>		280 R	10
253 - A - C/CF - S 254 - A - C/CF - S		This part includes one disc 4178	P.T.O.			<b>8712</b>	<b>4126</b>		310 R	10
253 - A - C/CF - S 254 - A - C/CF - S			Main Disc				<b>4126</b>		310 R	10
255							<b>0956</b>	<b>7752</b>	302 R	10
255			Optional				<b>3452</b>		300 R	10
255			P.T.O.				<b>3474</b>	<b>7752</b>	250 R	25
255			Main Disc				<b>0956</b>	<b>P004</b>	302 R	10
255			Optional				<b>3452</b>		300 R	10
260							<b>0956</b>	<b>7752</b>	302 R	10
260			Optional				<b>3452</b>		300 R	10
260			P.T.O.				<b>3474</b>	<b>7752</b>	250 R	25
260			Main Disc				<b>0956</b>	<b>P004</b>	302 R	10
260			Optional				<b>3452</b>		300 R	10
261			P.T.O.				<b>3474</b>	<b>7752</b>	250 R	25
261			Main Disc				<b>0956</b>	<b>P004</b>	302 R	10
261			Optional				<b>3452</b>		300 R	10
261			P.T.O.				<b>3474</b>	<b>7752</b>	250 R	25
261			Main Disc				<b>4079</b>	<b>P004</b>	300 R	21
263 T			Main Disc				<b>1389</b>	<b>7722</b>	280 D	14
263 T			P.T.O.				<b>1069</b>		280 R	10
263 T			Optional - Main Disc				<b>3804</b>		280 D	14
263 T			Optional - P.T.O.				<b>1069</b>		280 R	10
263 T		This part includes one disc 4178	Main Disc			<b>8712</b>	<b>4126</b>		310 R	10
263 T			P.T.O.				<b>4126</b>		310 R	10
264 CF - S - T			Main Disc				<b>1389</b>	<b>7722</b>	280 D	14
264 CF - S - T			P.T.O.				<b>1069</b>		280 R	10
264 CF - S - T			Optional - Main Disc				<b>3804</b>		280 D	14
264 CF - S - T			Optional - P.T.O.				<b>1069</b>		280 R	10
264 CF - S - T		This part includes one disc 4178	Main Disc			<b>8712</b>	<b>4126</b>		310 R	10
264 CF - S - T			P.T.O.				<b>4126</b>		310 R	10
265							<b>0956</b>	<b>7752</b>	302 R	10
265			Optional				<b>3452</b>		300 R	10
265 S							<b>4079</b>	<b>7752</b>	300 R	21
265 S			Optional				<b>4177</b>		302 R	21
265 - 265 S			P.T.O.				<b>3474</b>	<b>7752</b>	250 R	25




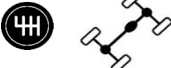























  Description	 Engine	  Gearbox - Chassis	 Main Disc	 Year	 Code kit	 Code	 Code	 Code	 Z	 Pads
265 - 265 S			Main Disc				<b>0956</b>	<b>P004</b>	302 R	10
265 - 265 S			Optional				<b>3452</b>		300 R	10
273 - A - C - CF - S 274 - A - C - CF - S			Main Disc				<b>1389</b>	<b>7722</b>	280 D	14
273 - A - C - CF - S 274 - A - C - CF - S			P.T.O.				<b>1069</b>		280 R	10
273 - A - C - CF - S 274 - A - C - CF - S			Optional - Main Disc				<b>3804</b>		280 D	14
273 - A - C - CF - S 274 - A - C - CF - S			Optional - P.T.O.				<b>1069</b>		280 R	10
273 - A - C - CF - S 274 - A - C - CF - S		This part includes one disc 4178	Main Disc			<b>8712</b>	<b>4126</b>		310 R	10
273 - A - C - CF - S 274 - A - C - CF - S			P.T.O.				<b>4126</b>		310 R	10
275							<b>0956</b>	<b>7752</b>	302 R	10
275			Optional				<b>3452</b>		300 R	10
275							<b>3452</b>	<b>7752</b>	305 R	10
275							<b>4177</b>	<b>7752</b>	305 R	21
275			P.T.O.				<b>3474</b>	<b>7752</b>	250 R	25
275			Main Disc				<b>0956</b>	<b>P004</b>	302 R	10
275			Optional				<b>3452</b>		300 R	10
275			P.T.O.				<b>3474</b>	<b>7752</b>	250 R	25
275			Main Disc				<b>0956</b>	<b>P004</b>	302 R	10
275			Optional				<b>3452</b>		300 R	10
275			P.T.O.				<b>3474</b>	<b>7752</b>	250 R	25
275							<b>3452</b>	<b>P004</b>	305 R	10
275			P.T.O.				<b>3474</b>	<b>7752</b>	250 R	25
275							<b>4177</b>	<b>P004</b>	305 R	21
283 - S 284 - S			Main Disc				<b>1389</b>	<b>7722</b>	280 D	14
283 - S 284 - S			P.T.O.				<b>1069</b>		280 R	10
283 - S 284 - S			Optional - Main Disc				<b>3804</b>		280 D	14
283 - S 284 - S			Optional - P.T.O.				<b>1069</b>		280 R	10
283 - S 284 - S		This part includes one disc 4178	Main Disc			<b>8712</b>	<b>4126</b>		310 R	10
283 - S 284 - S			P.T.O.				<b>4126</b>		310 R	10
285							<b>0956</b>	<b>7752</b>	302 R	10
285			Optional				<b>3452</b>		300 R	10
285			P.T.O.				<b>3474</b>	<b>7752</b>	250 R	25
285			Main Disc				<b>0956</b>	<b>P004</b>	302 R	10
285			Optional - Main Disc				<b>3452</b>		300 R	10
285 S							<b>4079</b>	<b>7752</b>	300 R	21
285 S			Optional				<b>4177</b>		302 R	21
285 S			P.T.O.				<b>3474</b>	<b>7752</b>	250 R	25
285 S			Main Disc				<b>4079</b>	<b>P004</b>	300 R	21
290							<b>0956</b>	<b>7752</b>	302 R	10
290			Optional				<b>3452</b>		300 R	10
290							<b>3452</b>	<b>7752</b>	305 R	10
290							<b>4177</b>	<b>7752</b>	305 R	21
290			P.T.O.				<b>3474</b>	<b>7752</b>	250 R	25
290			Main Disc				<b>0956</b>	<b>P004</b>	302 R	10
290			Optional - Main Disc				<b>3452</b>		300 R	10
290			P.T.O.				<b>3474</b>	<b>7752</b>	250 R	25
290							<b>3452</b>	<b>P004</b>	305 R	10
290			P.T.O.				<b>3474</b>	<b>7752</b>	250 R	25
290							<b>4177</b>	<b>P004</b>	305 R	21
293 - A - S 294 - A - S			Main Disc				<b>1389</b>	<b>7722</b>	280 D	14
293 - A - S 294 - A - S			P.T.O.				<b>1069</b>		280 R	10
293 - A - S 294 - A - S			Optional - Main Disc				<b>3804</b>		280 D	14
293 - A - S 294 - A - S			Optional - P.T.O.				<b>1069</b>		280 R	10
293 - A - S 294 - A - S		This part includes one disc 4178	Main Disc			<b>8712</b>	<b>4126</b>		310 R	10
293 - A - S 294 - A - S			P.T.O.				<b>4126</b>		310 R	10
295		with Rockford clutch					<b>1436</b>	<b>7752</b>	300 R	10
295		with Rockford clutch	Optional				<b>3553</b>	<b>P004</b>	302 R	10
298							<b>4090</b>	<b>7752</b>	330 R	10
298			Optional				<b>4250</b>		327 R	10













  Description	 Engine	 Gearbox - Chassis	 Main Disc	 Year	 Code kit	 Code	 Code	 Code	 Z	 Pads
333 - 334 V			Main Disc				<b>1389</b>	<b>7722</b>	280 D	14
333 - 334 V			P.T.O.				<b>1069</b>		280 R	10
333 - 334 V			Optional - Main Disc				<b>3804</b>		280 D	14
333 - 334 V			Optional - P.T.O.				<b>1069</b>		280 R	10
340							<b>0956</b>	<b>7752</b>	302 R	10
340			Optional				<b>3452</b>	<b>P004</b>	300 R	10
340			P.T.O.				<b>3474</b>	<b>7752</b>	250 R	25
340			Main Disc				<b>0956</b>		302 R	10
340			Optional				<b>3452</b>		300 R	10
342							<b>4079</b>	<b>7752</b>	300 R	21
342			Optional				<b>4177</b>	<b>P004</b>	302 R	21
342			P.T.O.				<b>3474</b>	<b>7752</b>	250 R	25
342			Main Disc				<b>4079</b>		300 R	21
342			Optional - Main Disc				<b>4177</b>		302 R	21
350		Chass. -> V39420					<b>4079</b>	<b>7752</b>	300 R	21
350		Chass. -> V39420	Optional				<b>4177</b>	<b>P004</b>	302 R	21
350		Chass. V39421 ->					<b>4251</b>	<b>7752</b>	300 D	21
350		Chass. V39421 ->	Optional				<b>4177</b>	<b>P004</b>	302 R	21
350		Chass. -> V39420	P.T.O.				<b>3474</b>	<b>7752</b>	250 R	25
350		Chass. -> V39420	Main Disc				<b>4079</b>		300 R	21
350		Chass. -> V39420	Optional - Main Disc				<b>4177</b>		302 R	21
350		Chass. V39421 ->	P.T.O.				<b>3474</b>	<b>7752</b>	250 R	25
350		Chass. V39421 ->	Main Disc				<b>4251</b>		300 D	21
350		Chass. V39421 ->	Optional - Main Disc				<b>4177</b>		302 R	21
352							<b>4251</b>		300 D	21
352			Optional				<b>4177</b>		302 R	21
352			P.T.O.				<b>3474</b>		250 R	25
352			Main Disc				<b>4251</b>	<b>P004</b>	300 D	21
352			Optional - Main Disc				<b>4177</b>		302 R	21
353			Main Disc				<b>1389</b>	<b>7722</b>	280 D	14
353			P.T.O.				<b>1069</b>		280 R	10
353			Optional - Main Disc				<b>3804</b>		280 D	14
353			Optional - P.T.O.				<b>1069</b>		280 R	10
353		This part includes one disc 4178	Main Disc			<b>8712</b>	<b>4126</b>		310 R	10
353			P.T.O.				<b>4126</b>		310 R	10
353 LX - S 354 AF - S - V			Main Disc				<b>3804</b>	<b>7722</b>	280 D	14
353 LX - S 354 AF - S - V			P.T.O.				<b>1069</b>		280 R	10
353 S 354 AF - S - V			Main Disc				<b>1389</b>		280 D	14
353 S 354 AF - S - V			P.T.O.				<b>1069</b>		280 R	10
353 S 354 AF - S - V			Optional - Main Disc				<b>3804</b>		280 D	14
353 S 354 AF - S - V			Optional - P.T.O.				<b>1069</b>		280 R	10
353 S 354 AF - S - V			Main Disc				<b>4178</b>		310 D	14
353 S 354 AF - S - V			P.T.O.				<b>4126</b>		310 R	10
355		Chass. -> V39420					<b>4079</b>	<b>7752</b>	300 R	21
355		Chass. -> V39420	Optional				<b>4177</b>	<b>P004</b>	302 R	21
355		Chass. V39421 ->					<b>4251</b>	<b>7752</b>	300 D	21
355		Chass. V39421 ->	Optional				<b>4177</b>	<b>P004</b>	302 R	21
355		Chass. -> V39420	P.T.O.				<b>3474</b>	<b>7752</b>	250 R	25
355		Chass. -> V39420	Main Disc				<b>4079</b>		300 R	21
355		Chass. V39421 ->	P.T.O.				<b>3474</b>	<b>7752</b>	250 R	25
355		Chass. V39421 ->	Main Disc				<b>4251</b>		300 D	21
356 CF - CLF - CSF			Main Disc				<b>3804</b>	<b>7722</b>	280 D	14
356 CF - CLF - CSF			P.T.O.				<b>1069</b>		280 R	10
360 - 362		Chass. -> V39420					<b>4079</b>	<b>7752</b>	300 R	21
360 - 362		Chass. -> V39420	Optional				<b>4177</b>	<b>P004</b>	302 R	21
360 - 362		Chass. V39421 ->					<b>4251</b>	<b>7752</b>	300 D	21
360 - 362		Chass. V39421 ->	Optional				<b>4177</b>	<b>P004</b>	302 R	21
360 - 362		Chass. -> V39420	P.T.O.				<b>3474</b>	<b>7752</b>	250 R	25

  Description	 Engine	  Gearbox - Chassis	 Main Disc	 Year	 Code kit	 Code	 Code	 Code	 Z	 Pads	
360 - 362		Chass. -> V39420	Main Disc				<b>4079</b>		300 R	21	
360 - 362		Chass. V39421 ->	P.T.O.				<b>3474</b>	<b>7752</b>	250 R	25	
360 - 362		Chass. V39421 ->	Main Disc				<b>4251</b>		300 D	21	
362 - 362 N							<b>4177</b>	<b>7752</b>	305 R	21	<b>5+5</b>
362 - 362 N			Optional				<b>4252</b>		305 D	21	<b>5+5</b>
362 - 362 N							<b>4177</b>	<b>7752</b>	305 R	21	<b>5+5</b>
362 - 362 N			Optional				<b>4252</b>		305 D	21	<b>5+5</b>
362			P.T.O.				<b>3474</b>	<b>7752</b>	250 R	25	
362			Main Disc				<b>4177</b>		305 R	21	<b>5+5</b>
362			Optional - Main Disc				<b>4252</b>	<b>P004</b>	305 D	21	<b>5+5</b>
363 - 363 S			Main Disc				<b>1389</b>	<b>7722</b>	280 D	14	
363 - 363 S			P.T.O.				<b>1069</b>		280 R	10	
363 - 363 S			Optional - Main Disc				<b>3804</b>		280 D	14	<b>6+6</b>
363 - 363 S			Optional - P.T.O.				<b>1069</b>		280 R	10	
363 - 363 S		This part includes one disc 4178	Main Disc			<b>8712</b>	<b>4126</b>		310 R	10	
363 - 363 S			P.T.O.				<b>4126</b>		310 R	10	
363 LX 364 AP - CF - FP - GE - SP			Main Disc				<b>3804</b>	<b>7722</b>	280 D	14	<b>6+6</b>
363 LX 364 AP - CF - FP - GE - SP			P.T.O.				<b>1069</b>		280 R	10	
364 FP - SP - V			Main Disc				<b>1389</b>	<b>7722</b>	280 D	14	
364 FP - SP - V			P.T.O.				<b>1069</b>		280 R	10	
364 FP - SP - V			Optional - Main Disc				<b>3804</b>		280 D	14	<b>6+6</b>
364 FP - SP - V			Optional - P.T.O.				<b>1069</b>		280 R	10	
364 FP - SP - V		This part includes one disc 4178	Main Disc			<b>8712</b>	<b>4126</b>		310 R	10	
364 FP - SP - V			P.T.O.				<b>4126</b>		310 R	10	
365							<b>4177</b>	<b>7752</b>	305 R	21	<b>5+5</b>
365			Optional				<b>4252</b>		305 D	21	<b>5+5</b>
365							<b>4177</b>	<b>7752</b>	305 R	21	<b>5+5</b>
365			Optional				<b>4252</b>		305 D	21	<b>5+5</b>
365		Chass. -> V23099					<b>4079</b>	<b>7752</b>	300 R	21	
365		Chass. -> V23099	Optional				<b>4177</b>	<b>P004</b>	302 R	21	
365		Chass. V23100 ->					<b>4251</b>	<b>7752</b>	300 D	21	
365		Chass. V23100 ->	Optional				<b>4177</b>	<b>P004</b>	302 R	21	
365		Chass. -> V46290	P.T.O.				<b>3474</b>	<b>7752</b>	250 R	25	
365		Chass. -> V46290	Main Disc				<b>4079</b>		300 R	21	
365		Chass. V46291 ->	P.T.O.				<b>3474</b>	<b>7752</b>	250 R	25	
365		Chass. V46291 ->	Main Disc				<b>4251</b>		300 D	21	
366 CF - CFS			Main Disc				<b>3804</b>	<b>7722</b>	280 D	14	<b>6+6</b>
366 CF - CFS			P.T.O.				<b>1069</b>		280 R	10	
367 CF			Main Disc				<b>1389</b>	<b>7722</b>	280 D	14	
367 CF			P.T.O.				<b>1069</b>		280 R	10	
367 CF			Optional - Main Disc				<b>3804</b>		280 D	14	<b>6+6</b>
367 CF			Optional - P.T.O.				<b>1069</b>		280 R	10	
367 CF		This part includes one disc 4178	Main Disc			<b>8712</b>	<b>4126</b>		310 R	10	
367 CF			P.T.O.				<b>4126</b>		310 R	10	
372 N							<b>4177</b>	<b>7752</b>	305 R	21	<b>5+5</b>
372 N			Optional				<b>4252</b>		305 D	21	<b>5+5</b>
372 N							<b>4177</b>	<b>7752</b>	305 R	21	<b>5+5</b>
372 N			Optional				<b>4252</b>		305 D	21	<b>5+5</b>
373 LX - S 374 AP - AQ - F - FP - GE - S - SP - V			Main Disc				<b>1389</b>	<b>7722</b>	280 D	14	
373 LX - S 374 AP - AQ - F - FP - GE - S - SP - V			P.T.O.				<b>1069</b>		280 R	10	
373 LX - S 374 AP - AQ - F - FP - GE - S - SP - V			Optional - Main Disc				<b>3804</b>		280 D	14	<b>6+6</b>
373 LX - S 374 AP - AQ - F - FP - GE - S - SP - V			Optional - P.T.O.				<b>1069</b>		280 R	10	
373 LX - S 374 AP - AQ - F - FP - GE - S - SP - V		This part includes one disc 4178	Main Disc			<b>8712</b>	<b>4126</b>		310 R	10	
373 LX - S 374 AP - AQ - F - FP - GE - S - SP - V			P.T.O.				<b>4126</b>		310 R	10	
375		Chass. -> V23099					<b>4079</b>	<b>7752</b>	330 R	21	
375		Chass. -> V23099	Optional				<b>4177</b>	<b>P004</b>	330 R	21	
375		Chass. V23100 ->					<b>4251</b>	<b>7752</b>	330 D	21	
375		Chass. V23100 ->	Optional				<b>4177</b>	<b>P004</b>	330 R	21	

  Description	 Engine	 Gearbox - Chassis	 Year	 Code kit	 Code	 Code	 Code	 Z		 Pads
375						4177	7752	310 R	21	5+5
375			Optional			4252		310 D	21	5+5
375						4177	7752	310 R	21	5+5
375			Optional			4252		310 D	21	5+5
375		Chass. -> V46290	P.T.O.			3474	7752	250 R	25	
375		Chass. -> V46290	Main Disc			4079		300 R	21	
375		Chass. V46291 ->	P.T.O.			3474	7752	250 R	25	
375		Chass. V46291 ->	Main Disc			4251		300 D	21	
375			P.T.O.			3474	7752	250 R	25	
375			Main Disc			4177	P004	305 R	21	5+5
375			Optional - Main Disc			4252		305 D	21	5+5
375 E						4177	7752	305 R	21	5+5
375 E			Optional			4252	P004	305 D	21	5+5
375 E			P.T.O.			3474	7752	250 R	25	
375 E			Main Disc			0956	P004	302 R	10	
375 E			Optional - Main Disc			3452		300 R	10	
375 E			P.T.O.			3474	7752	250 R	25	
375 E			Main Disc			4177	P004	305 R	21	5+5
375 E			P.T.O.			3474	7752	250 R	25	
375 E			Main Disc			3452	P004	305 R	10	5+5
376 C - CF - XCF 377			Main Disc			1389	7722	280 D	14	
376 C - CF - XCF 377			P.T.O.			1069		280 R	10	
376 C - CF - XCF 377			Optional - Main Disc			3804		280 D	14	6+6
376 C - CF - XCF 377			Optional - P.T.O.			1069		280 R	10	
376 C - CF - XCF 377		This part includes one disc 4178	Main Disc		8712	4126		310 R	10	
376 C - CF - XCF 377			P.T.O.			4126		310 R	10	
382 N						4177	7752	305 R	21	5+5
382 N			Optional			4252		305 D	21	5+5
383 AQ - F - LX - S 384 AP/AQ - F/FP - GE - LX - S/SP - V			Main Disc			1389	7722	280 D	14	
383 AQ - F - LX - S 384 AP/AQ - F/FP - GE - LX - S/SP - V			P.T.O.			1069		280 R	10	
383 AQ - F - LX - S 384 AP/AQ - F/FP - GE - LX - S/SP - V			Optional - Main Disc			3804		280 D	14	6+6
383 AQ - F - LX - S 384 AP/AQ - F/FP - GE - LX - S/SP - V			Optional - P.T.O.			1069		280 R	10	
383 AQ - F - LX - S 384 AP/AQ - F/FP - GE - LX - S/SP - V		This part includes one disc 4178	Main Disc		8712	4126		310 R	10	
383 AQ - F - LX - S 384 AP/AQ - F/FP - GE - LX - S/SP - V			P.T.O.			4126		310 R	10	
387		This part includes one disc 4178	Main Disc		8712	4126		310 R	10	
387			P.T.O.			4126		310 R	10	
390		Chass. -> V23099				4079	7752	330 R	21	
390		Chass. -> V23099	Optional			4177	P004	330 R	21	
390		Chass. V23100 ->				4251	7752	330 D	21	
390		Chass. V23100 ->	Optional			4177	P004	330 R	21	
390						4177	7752	310 R	21	5+5
390			Optional			4252		310 D	21	5+5
390						4177	7752	305 R	21	5+5
390						3452	7752	305 R	10	5+5
390						4254	7752	330 D	21	
390			Optional			4206	P004	330 D	21	
390						4206	7752	330 D	21	5+5
390		Chass. -> V46290	P.T.O.			3474	7752	250 R	25	
390		Chass. -> V46290	Main Disc			4079		330 R	21	
390		Chass. -> V46290	Optional - Main Disc			4177		330 R	21	
390		Chass. V46291 ->	P.T.O.			3474	7752	250 R	25	
390		Chass. V46291 ->	Main Disc			4251		330 D	21	
390		Chass. V46291 ->	Optional - Main Disc			4177		330 R	21	
390			P.T.O.			3474	7752	250 R	25	
390			Main Disc			4177		310 R	21	5+5
390			Optional - Main Disc			4252	P004	310 D	21	5+5
390 E						3452	7752	310 R	10	5+5
390 E						4177	7752	310 R	21	5+5












  Description	 Engine	 Gearbox - Chassis	 Main Disc	 Year	 Code kit	 Code	 Code	 Code	 Z	 Pads
390 E			Main Disc				3474	7752	250 R	25
390 E			P.T.O.				0956	P004	302 R	10
390 E			Optional				3452		300 R	10
390 E			Main Disc				3474	7752	250 R	25
390 E			P.T.O.				4177	P004	305 R	21
390 E			Main Disc				3474	7752	250 R	25
390 E			P.T.O.				3452	P004	305 R	10
390 T							4254	7752	330 D	21
390 T			Optional				4206	P004	330 D	21
390 T			Optional				4091		330 R	21
390 T							4206	7752	330 D	21
393 LX - S			Main Disc				1389	7722	280 D	14
393 LX - S			P.T.O.				1069		280 R	10
393 LX - S			Optional - Main Disc				3804		280 D	14
393 LX - S			Optional - P.T.O.				1069		280 R	10
393 LX - S - TLX		This part includes one disc 4178	Main Disc			8712	4126		310 R	10
393 LX - S - TLX			P.T.O.				4126		310 R	10
394 AP - FP - GE - SP			Main Disc				1389	7722	280 D	14
394 AP - FP - GE - SP			P.T.O.				1069		280 R	10
394 AQ/AP - C - F/FP - GE - H - S/SP			Main Disc				1389	7722	280 D	14
394 AQ/AP - C - F/FP - GE - H - S/SP			P.T.O.				1069		280 R	10
394 AQ/AP - C - F/FP - GE - H - S/SP			Optional - Main Disc				3804		280 D	14
394 AQ/AP - C - F/FP - GE - H - S/SP			Optional - P.T.O.				1069		280 R	10
394 AQ/AP - C - F/FP - GE - H - S/SP		This part includes one disc 4178	Main Disc			8712	4126		310 R	10
394 AQ/AP - C - F/FP - GE - H - S/SP			P.T.O.				4126		310 R	10
396							4206	7752	330 D	21
396 C - CF - T			Main Disc				1389	7722	280 D	14
396 C - CF - T			P.T.O.				1069		280 R	10
396 C - CF - T			Optional - Main Disc				3804		280 D	14
396 C - CF - T			Optional - P.T.O.				1069		280 R	10
396 C - CF - T 397 - T		This part includes one disc 4178	Main Disc			8712	4126		310 R	10
396 C - CF - T 397 - T			P.T.O.				4126		310 R	10
398 T - S							4254	7752	330 D	21
398 T - S			Optional				4206	P004	330 D	21
398 T - S							4206	7752	330 D	21
500			P.T.O.				0957	7752	250 R	10
500			Main Disc				0956	P004	302 R	10
550							0956	7752	302 R	10
550			Optional				3452		300 R	10
550			P.T.O.				3474	7752	250 R	25
550			Main Disc				0956	P004	302 R	10
550			Optional - Main Disc				3452		300 R	10
560 - 565 - 575							0956	7752	302 R	10
560 - 565 - 575							3452		300 R	10
560 - 565 - 575			P.T.O.				3474	7752	250 R	25
560 - 565 - 575			Main Disc				0956	P004	302 R	10
560 - 565 - 575			Optional - Main Disc				3452		300 R	10
590							3452	7752	300 R	10
590			P.T.O.				3474	7752	250 R	25
590			Main Disc				0956	P004	302 R	10
590			Optional - Main Disc				3452		300 R	10
592 - 595 - 595 MK 2		with Rockford clutch					1436	7752	300 R	10
592 - 595 - 595 MK 2		with Rockford clutch	Optional				3553	P004	302 R	10
592 - 595 - 595 MK 2							4090	7752	330 R	10
592 - 595 - 595 MK 2			Optional				4250		327 R	10
675							0956	7752	302 R	10
675			Optional				3452		300 R	10
675			P.T.O.				3474	7752	250 R	25

  Description	 Engine	  Gearbox - Chassis	 Main Disc	 Year	 Code kit	 Code	 Code	 Code	 Z	 Pads
675			Main Disc				<b>0956</b>	<b>P004</b>	302 R	10
675			Optional - Main Disc				<b>3452</b>		300 R	10
690			Main Disc				<b>0956</b>	<b>7752</b>	302 R	10
690			Optional				<b>3452</b>		300 R	10
690							<b>0956</b>	<b>7752</b>	302 R	10
690			Optional				<b>3452</b>		300 R	10
690			P.T.O.				<b>3474</b>	<b>7752</b>	250 R	25
690			Main Disc				<b>0956</b>	<b>P004</b>	302 R	10
690			Optional - Main Disc				<b>3452</b>		300 R	10
690			P.T.O.				<b>3474</b>	<b>7752</b>	250 R	25
690			Main Disc				<b>4177</b>		305 R	21
690			Optional - Main Disc				<b>4252</b>	<b>P004</b>	305 D	21
698 Made in France							<b>4254</b>	<b>7752</b>	330 D	21
698 Made in France			Optional				<b>4206</b>		330 D	21
698							<b>4090</b>	<b>7752</b>	330 R	10
698			Optional				<b>4250</b>		327 R	10
698 T							<b>4090</b>	<b>7752</b>	330 R	10
698 T			Optional				<b>4250</b>		327 R	10
699							<b>4254</b>	<b>7752</b>	330 D	21
699			Optional				<b>4206</b>		330 D	21
765			P.T.O.				<b>0953</b>	<b>7752</b>	228 R	10
765			Main Disc				<b>1034</b>	<b>P004</b>	273 R	10
765			Optional - Main Disc				<b>3422</b>		280 R	10
825 Made in France			P.T.O.					<b>7752</b>	225	19
825 Made in France			Main Disc				<b>1110</b>		275 R	11
1004							<b>4090</b>	<b>7752</b>	330 R	10
1004			Optional				<b>4250</b>		327 R	10
1004 T							<b>4254</b>	<b>7752</b>	330 D	21
1004 T			Optional				<b>4206</b>		330 D	21
1004 T							<b>4090</b>	<b>7752</b>	330 R	10
1004 T			Optional				<b>4250</b>		327 R	10
1007		This part includes one disc 4178	Main Disc			<b>8712</b>	<b>4126</b>		310 R	10
1007			P.T.O.				<b>4126</b>		310 R	10
1007			Main Disc				<b>4096</b>		330 D	23
1007			P.T.O.				<b>3635</b>		330 R	16
1014		Chass. -> 22904564	Main Disc				<b>3971</b>		310 D	23
1014		Chass. -> 22904564	P.T.O.				<b>3922</b>		310 R	16
1014		Chass. 22904565 ->	Main Disc				<b>4096</b>		330 D	23
1014		Chass. 22904565 ->	P.T.O.				<b>3635</b>		330 R	16
1024			Main Disc				<b>4096</b>		330 D	23
1024			P.T.O.				<b>3635</b>		330 R	16
1080 - 1085		with Rockford clutch					<b>1436</b>	<b>7752</b>	300 R	10
1080 - 1085		with Rockford clutch	Optional				<b>3553</b>	<b>P004</b>	300 R	10
1114 - 1134			Main Disc				<b>4096</b>		330 D	23
1114 - 1134			P.T.O.				<b>3635</b>		330 R	16
2135							<b>3422</b>	<b>7752</b>	280 R	10
2205 - 2210 - 2220			Main Disc				<b>4218</b>	<b>7722</b>	280 D	18
2205 - 2210 - 2220			P.T.O.						250	13
2205 - 2210 - 2220							<b>4218</b>		280 D	18
2205 - 2210 - 2220			Optional				<b>4255</b>		280 D	18
2225 - 2230 - 2235							<b>4566</b>		310 D	18
2405 - 2410 - 2415			Main Disc				<b>4572</b>		225 D	19
2405 - 2410 - 2415			P.T.O.				<b>4571</b>		225 R	12
2620 - 2625 - 2640 - 2645 - 2680 - 2685 - 2720 - 2725							<b>4058</b>		350 R	23
3050 - 3055 - 306 - 3065 - 3080 - 3090							<b>4163</b>		330 R	23
3070		Chass. -> C340005					<b>4163</b>		330 R	23
3050 - 3055 - 306 - 3065 - 3080 - 3090							<b>4163</b>		330 R	23
3070		Chass. C340006 ->					<b>4163</b>		330 R	23













 										
Description	Engine	Gearbox - Chassis		Year	Code kit	Code	Code	Code	Z	Pads
3085 - 3095	DYNASHIFT	Chass. -> C329040					<b>4163</b>		330 R	23 7+7
3085 - 3095	SPEEDSHIFT	Chass. -> C280041					<b>4163</b>		330 R	23 7+7
3085 - 3095	DYNASHIFT	Chass. C329041 ->					<b>4163</b>		330 R	23 7+7
3085 - 3095	SPEEDSHIFT	Chass. C280042 ->					<b>4163</b>		330 R	23 7+7
3115 - 3120 - 3125							<b>4163</b>		330 R	23 7+7
3303	Industrial						<b>3422</b>	<b>7752</b>	280 R	10
3610 - 3630 - 3635 - 3645 - 3650 - 3655 - 3670							<b>4058</b>		350 R	23 8+8
3670 - 3680 - 3690			P.T.O.						310	23 8+8
3670 - 3680 - 3690			Main Disc						310	23 8+8
4215				97 -> 01			<b>4251</b>		330 D	21
4220 - 4225 - 4235				97 -> 01			<b>4252</b>		310 D	21 5+5
4220 - 4225 - 4235			Optional	97 -> 01			<b>4177</b>	<b>P004</b>	310 R	21 5+5
4225 - 4235	-> J46101	Chass. -> K37008	Torsion Dumper	97 -> 01					294 C	25
4225 - 4235	J46102 ->	Chass. -> K37008	Torsion Dumper	97 -> 01					320 C	25
4225 - 4235	-> M27503	Chass. K37009 ->	Torsion Dumper	97 -> 01					320 C	25
4225 - 4235	M27504 ->	Chass. K37009 ->	Torsion Dumper	97 -> 01					320 C	25
4240		Chass. -> K37008		97 -> 01			<b>4252</b>		310 D	21 5+5
4240		Chass. -> K37008		97 -> 01			<b>4177</b>	<b>P004</b>	310 R	21 5+5
4240		Chass. K37009 ->		97 -> 01			<b>4206</b>		327 D	21 5+5
4245				97 -> 01			<b>4206</b>		325 D	21 5+5
4245	-> J46101	Chass. -> K37008	Torsion Dumper	97 -> 01					294 C	25
4245	J46102 ->	Chass. -> K37008	Torsion Dumper	97 -> 01					320 C	25
4245	-> M27503	Chass. K37009 ->	Torsion Dumper	97 -> 01					320 C	25
4245	M27504 ->	Chass. K37009 ->	Torsion Dumper	97 -> 01					320 C	25
4255	Gbox 18 x 6	Chass. -> K37008		97 -> 01			<b>4206</b>		327 D	21 5+5
4255	Gbox 8x8 12x12	Chass. -> K37008		97 -> 01			<b>4206</b>		330 D	21 5+5
4255	-> J46101	Chass. -> K37008	Torsion Dumper	97 -> 01					294 C	25
4255	J46102 ->	Chass. -> K37008	Torsion Dumper	97 -> 01					320 C	25
4255	-> M27503	Chass. K37009 ->	Torsion Dumper	97 -> 01					320 C	25
4255	M27504 ->	Chass. K37009 ->	Torsion Dumper	97 -> 01					320 C	25
4260	Gbox 18 x 6	Chass. -> K37008		97 -> 01			<b>4206</b>		327 D	21 5+5
4260	Gbox 8x8 12x12	Chass. -> K37008		97 -> 01			<b>4206</b>		330 D	21 5+5
4260		Chass. -> K37008	Torsion Dumper	97 -> 01					294 C	25
4260		Chass. K37009 ->	Torsion Dumper	97 -> 01					320 C	25
4265		Gbox 8x8 12x12		97 -> 01			<b>4206</b>		330 D	21 5+5
4265		Gbox 18 x 6		97 -> 01			<b>4206</b>		327 D	21 5+5
4265	-> M27503		Torsion Dumper	97 -> 01					320 C	25
4265	M27504 ->		Torsion Dumper	97 -> 01					320 C	25
4270		Gbox 18 x 6		97 -> 01			<b>4206</b>		327 D	21 5+5
4270		Gbox 8x8 12x12		97 -> 01			<b>4206</b>		330 D	21 5+5
4270		Chass. -> K37008	Torsion Dumper	97 -> 01					294 C	25
4270		Chass. K37009 ->	Torsion Dumper	97 -> 01					320 C	25
4315 - 4320							<b>4251</b>		300 D	21
4320 - 4325 - 4335							<b>4252</b>		305 D	21 5+5
4320 - 4325 - 4335			Optional				<b>4177</b>	<b>P004</b>	305 R	21 5+5
4325 - 4335	-> M27503		Torsion Dumper	01 -> 03					320 C	25
4325 - 4335	M27504 ->		Torsion Dumper	01 -> 03					320 C	25
4345				1 -> 03			<b>4206</b>		325 D	21 5+5
4345	-> M27503		Torsion Dumper	1 -> 03					320 C	25
4345	M27504 ->		Torsion Dumper	1 -> 03					320 C	25
4355 - 4365		Gbox 18 x 6		1 -> 03			<b>4206</b>		327 D	21 5+5
4355 - 4365		Gbox 8x8 12x12		1 -> 03			<b>4206</b>		330 D	21 5+5
4355 - 4365	-> M27503		Torsion Dumper	1 -> 03					320 C	25
4355 - 4365	M27504 ->		Torsion Dumper	1 -> 03					320 C	25
4360 - 4370		Gbox 18 x 6		1 -> 03			<b>4206</b>		327 D	21 5+5
4360 - 4370		Gbox 8x8 12x12		1 -> 03			<b>4206</b>		330 D	21 5+5
4360			Torsion Dumper	1 -> 03					320 C	25
4370			Torsion Dumper	1 -> 03					320 C	25




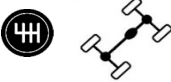








 										
Description	Engine	Gearbox - Chassis		Year	Code kit	Code	Code	Code	Z	Pads
5425 - 5435 - 5445 - 5455 - 5460 - 5465				04 ->			<b>4678</b>		330 D	23 <b>8+8</b>
5425 - 5435 - 5445 - 5455 - 5460 - 5465		POWERSHUTTLE	Torsion Dumper	04 ->					294 C	26
6170 - 6180 - 6190	F058049 ->		Torsion Dumper	95 -> 99					294 C	26
6235 - 6245 - 6255 - 6265		POWERSHUTTLE	Torsion Dumper	00 ->					294 C	26
6260 - 6270 - 6280 - 6290		POWERSHUTTLE	Torsion Dumper	99 -> 03					294 C	26
6445 - 6455 - 6460			Torsion Dumper	04 ->					294 C	26
6465			Torsion Dumper	04 ->					294 C	26
6470			Torsion Dumper	04 ->					294 C	26
6475 - 6480			Torsion Dumper	04 ->					294 C	26
6485 - 6490 - 6495 - 6497 - 6499	-> N244038	ISC	Torsion Dumper	04 -> 07					348 C	26
6485 - 6490 - 6495 - 6497 - 6499	N244039 ->	FUNK	Torsion Dumper	06 ->					348 C	26
8110 S - 8120 - 8130 - 8140 - 8150 - 8160	G328003 ->		Torsion Dumper	96 ->					348 C	26
8210 - 8220 - 8240 - 8250 - 8260		DYNASHIFT	Torsion Dumper	00 ->					348 C	26
8220 XTRA - 8240 XTRA - 8250 XTRA - 8260 XTRA		DYNASHIFT	Torsion Dumper	00 ->					348 C	26
8210 - 8220 - 8240 - 8250 - 8260		POWERSHUTTLE/ISC	Torsion Dumper	00 ->					348 C	26
8220 XTRA - 8240 XTRA - 8250 XTRA - 8260 XTRA		POWERSHUTTLE/ISC	Torsion Dumper	00 ->					348 C	26
8210 - 8220 - 8240 - 8250 - 8260		FULL POWERSHIFT/FUNK	Torsion Dumper	00 ->					352 C	26
8220 XTRA - 8240 XTRA - 8250 XTRA - 8260 XTRA		FULL POWERSHIFT/FUNK	Torsion Dumper	00 ->					352 C	26
8270 - 8270 XTRA - 8280 - 8280 XTRA			Torsion Dumper	00 ->					352 C	26
<b>COMBINE HARVESTER - MIETITREBBIA</b>										
16 - 20 - 25							<b>4198</b>	<b>7753</b>	225 R	10
31							<b>0863</b>		180 R	10
86 - 87							<b>4101</b>		225 R	10
186							<b>1111</b>		225 R	10
187							<b>1111</b>		225 R	10
206							<b>1111</b>		225 R	10
240							<b>1111</b>		225 R	10
307							<b>1111</b>		225 R	10
330							<b>4198</b>	<b>7753</b>	225 R	10
387							<b>1111</b>		225 R	10
400 D - C							<b>1363</b>		200 R	10
407							<b>1111</b>		225 R	10
410 - 415							<b>1363</b>		200 R	10
430							<b>4198</b>	<b>7753</b>	225 R	10
440							<b>1111</b>		225 R	10
487 - 506 - 507							<b>1111</b>		225 R	10
507							<b>1111</b>		225 R	10
520 - 525 - 535 - 620 - 625							<b>1244</b>		280 R	10
520 - 525 - 535 - 620 - 625			Optional				<b>1244</b>		280 R	10
685							<b>4101</b>		225 R	10
<b>BRAKE DISC - Disco Freno</b>										
40 - 50 - 135 - 152			Brake Disc				<b>1217</b>		178 B	27
134 - 154 - 174 - 184 - 233 - 234			Brake Disc				<b>1395</b>		165 B	13
148 Made in France			Brake Disc				<b>1217</b>		178 B	27
165 - 168 - 175 - 177 - 178			Brake Disc				<b>1362</b>		222 B	27
185 Made in England & France			Brake Disc				<b>1362</b>		222 B	27
188 Made in England & France			Brake Disc				<b>1362</b>		222 B	27
253 - 254 - 263 - 264 - 273 - 274			Brake Disc				<b>1395</b>		165 B	13
253 - 254 - 263 - 264 - 273 - 274			Brake Disc				<b>4137</b>		178 B	22
283 - 284 - 293 - 294			Brake Disc				<b>1395</b>		165 B	13
283 - 284 - 293 - 294			Brake Disc				<b>4137</b>		178 B	22
595 - 1080 - 1081 - 1085			Brake Disc				<b>1362</b>		222 B	27
765 - 1104			Brake Disc				<b>1217</b>		178 B	27
Harvester 510 - 520 - 525			Brake Disc				<b>1396</b>		152 B	29
Harvester 510 - 520 - 525			Brake Disc				<b>1371</b>		165 B	27
Harvester 620 - 625			Brake Disc				<b>1371</b>		165 B	27


























  Description	 Engine	 Gearbox - Chassis	 Year	 Code kit	 Code	 Code	 Code	 Z	 Pads
<b>MC CORMICK</b>									
<b>C Serie</b>									
50 - 60 - 70						4497		305 D	10 5+5
80 - 90 - 100						4499		310 D	10 7+7
<b>CX Serie</b>									
50 - 60 - 70 - 75			01 >			4497		305 D	10 5+5
80			01 >			4499		310 D	10 7+7
85			03 >			4499		310 D	10 7+7
90 - 95			01 >			4499		310 D	10 7+7
100 - 105			03 >			4499		310 D	10 7+7
<b>F Serie</b>									
60 F / GE			Main Disc	01 >		3804	7722	280 D	14 6+6
60 F / GE			P.T.O.	01 >		1069		280 R	10
70 F / GE / GT			Main Disc	01 >		1389	7722	280 D	14
70 F / GE / GT			P.T.O.	01 >		1069		280 R	10
75 F / GE / XL - 80 F / GE / GT - 85 F / GE / XL			Main Disc	01 >		3804	7722	280 D	14 6+6
75 F / GE / XL - 80 F / GE / GT - 85 F / GE / XL			P.T.O.	01 >		1069		280 R	10
90 / GT - 95 F / GE / XL - 100 / GT - 105 F / GE / XL		This part includes one disc 4178	Main Disc	01 >		8712	4126	310 R	10
90 / GT - 95 F / GE / XL - 100 / GT - 105 F / GE / XL			P.T.O.	01 >		4126		310 R	10
<b>GM Serie</b>									
40 - 45 - 50 - 55	4TNV84T-KLAN		Main Disc	03 >		4584		230 D	16
40 - 45 - 50 - 55	4TNV84T-KLAN		P.T.O.	03 >		4575		230 R	9
<b>CX Serie</b>									
40 / H - 45 / H - 50 / H - 55 / H	4TNV84T-KLAN		Main Disc	03 >		4584		230 D	16
40 / H - 45 / H - 50 / H - 55 / H	4TNV84T-KLAN		P.T.O.	03 >		4575		230 R	9
<b>MC Serie</b>									
80 - 90 - 10		Chass. -> JJE 2020668	Torsion Dumper					354 C	13
80 - 90 - 10		Chass. JJE 2020669 ->	Torsion Dumper					354 C	13
95 - 105 - 115			Torsion Dumper					354 C	13
120 Power 6 - 135 Power 6			Torsion Dumper					354 C	13
<b>MTX Serie</b>									
110 - 120 - 125 - 135 - 140 - 150 - 155 - 165 - 175 - 185			Torsion Dumper	02 >				354 C	
200			Torsion Dumper	03 >				354 C	
<b>T Serie</b>									
70 - 80 - 90 - 100			Main Disc			3804	7722	280 D	14 6+6
70 - 80 - 90 - 100			P.T.O.			1069		280 R	10
70 - 80 - 90 - 100		This part includes one disc 4178	Main Disc			8712	4126	310 R	10
70 - 80 - 90 - 100			P.T.O.			4126		310 R	10
<b>V Serie</b>									
60 - 65			Main Disc	01 >		3804	7722	280 D	14 6+6
60 - 65			P.T.O.	01 >		1069		280 R	10
70 - 80			Main Disc	01 >		1389	7722	280 D	14
70 - 80			P.T.O.	01 >		1069		280 R	10
70 - 80		This part includes one disc 4178	Main Disc	01 >		8712	4126	310 R	10
70 - 80			P.T.O.	01 >		4126		310 R	10
<b>XTX Serie</b>									
200 - 215			Torsion Dumper	03 >				354 C	
<b>MEADOWS</b>									
<b>TRANSPORTER</b>									
4 DC - 420 Industrial	Diesel			57		1264		406 R	10
4 DC 330 Industrial	Diesel			51 > 55		1261		352 D	10
4 EL / AV				54 > 56		1109		302 R	10
6 DC 10 Litre	Diesel			56 > 57		3128		406 D	10
A 40	MK 2					0870		200 R	10
<b>MEILI</b>									
<b>DUMPER</b>									
1000						1232		200 R	10













 										
Description	Engine	Gearbox - Chassis		Year	Code kit	Code	Code	Code	Z	Pads
<b>DM Serie</b>										
25							0822		200 R	10
<b>MENGELE</b>										
<b>Car Dredger</b>										
Dredger	KHD F2L612						1209		200 R	10
Dredger	KHD F2L812						3695		200 R	10
<b>Field Chopper</b>										
Mammut 6900 - 7400 - 7800		Max. torque 2540 Nm.	Torsion Dumper				4672		352 C	24
SF 5200-5600-6000-6500-6600-7000		Max. torque 2190 Nm.	Torsion Dumper				4671		352 C	22
<b>MERCEDES-BENZ</b>										
<b>MB - TRAC</b>										
65 - 70	440.161		P.T.O.				4152		280 R	24
65 - 70	440.161		Main Disc				4460		295 D	10
65 - 70	440.162	Chass. -> 091605					2444		280 D	10
65 - 70	440.162	Chass. 091606 ->					2402		310 D	10
65 - 70	440.163	Chass. -> 084256					2444		280 D	10
65 - 70	440.163	Chass. 084257 ->					2402		310 D	10
65 - 70	440.162/168	Chass. -> 084256	P.T.O.				4152		280 R	24
65 - 70	440.162/168	Chass. -> 084256	Main Disc				4460		295 D	10
65 - 70	440.162/168	Chass. 084257 ->	P.T.O.				4152		280 R	24
65 - 70	440.162/168	Chass. 084257 ->	Main Disc				4460		295 D	10
65 - 70	440.167/168						2402		310 D	10
700 - 800	440.161		P.T.O.				4152		280 R	24
700 - 800	440.161		Main Disc				4460		295 D	10
700 - 800	440.162	Chass. -> 091605					2444		280 D	10
700 - 800	440.162	Chass. 091606 ->					2402		310 D	10
700 - 800	440.163	Chass. -> 084256					2444		280 D	10
700 - 800	440.163	Chass. 084257 ->					2402		310 D	10
700 - 800	440.162/168	Chass. -> 084256	P.T.O.				4152		280 R	24
700 - 800	440.162/168	Chass. -> 084256	Main Disc				4460		295 D	10
700 - 800	440.162/168	Chass. 084257 ->	P.T.O.				4152		280 R	24
700 - 800	440.162/168	Chass. 084257 ->	Main Disc				4460		295 D	10
700 - 800	440.167/168						2402		310 D	10
700 - 800	440.171/172						2402		310 D	10
900	440.164/169						2402		310 D	10
900	440.164	Chass. -> 084256	P.T.O.				4152		280 R	24
900	440.164	Chass. -> 084256	Main Disc				4460		295 D	10
900	440.164	Chass. 084257 ->	P.T.O.				4152		280 R	24
900	440.164	Chass. 084257 ->	Main Disc				4460		295 D	10
900	440.169/173		P.T.O.				4354		310 R	24 6+6
900	440.169/173		Main Disc				4537		330 D	10 6+6
900	440.173						2402		310 D	10
1000	441.161						2402		310 D	10
1000 - 1100	441.162/2163						2402		310 D	10
1000 - 1100	441.161/162		P.T.O.				4354		310 R	24 6+6
1000 - 1100	441.161/162		Main Disc				4537		330 D	10 6+6
1100	442.161						6010		330 D	20
1100	443.160						6372		350 D	20
1100	442.161		P.T.O.				4017		310 R	22
1100	442.161		Main Disc				4271		330 D	20 6+6
1100	443.160		P.T.O.				4355		330 R	24 8+8
1100	443.160		Main Disc				4533		350 D	20 8+8
1300	443.161	Chass. -> 010812					6010		330 D	20
1300	443.161	Ch. 010813-114457					6010		330 D	20
1300	443.161	Chass. 114458 ->					6372		350 D	20
1300	443.161		P.T.O.				4017		310 R	22
1300	443.161		Main Disc				4271		330 D	20 6+6












  Description	 Engine	 Gearbox - Chassis	 P.T.O.	 Year	 Code kit	 Code	 Code	 Code	 Z	 Pads	
1300	443.163		P.T.O.				<b>4355</b>		330 R	24	<b>8+8</b>
1300	443.163		Main Disc				<b>4533</b>		350 D	20	<b>8+8</b>
1300	443.163						<b>6372</b>		350 D	20	
1400	443.164		P.T.O.				<b>4355</b>		330 R	24	<b>8+8</b>
1400	443.164		Main Disc				<b>4533</b>		350 D	20	<b>8+8</b>
1500	443.162	Chass. -> 114457					<b>6010</b>		330 D	20	
1500	443.162	Chass. 114458 ->					<b>6372</b>		350 D	20	
1500	443.162		P.T.O.				<b>4017</b>		310 R	22	
1500	443.162		Main Disc				<b>4271</b>		330 D	20	<b>6+6</b>
1500	443.162		P.T.O.				<b>4355</b>		330 R	24	<b>8+8</b>
1500	443.162		Main Disc				<b>4533</b>		350 D	20	<b>8+8</b>
1600 - 1800	443.166		P.T.O.				<b>4355</b>		330 R	24	<b>8+8</b>
1600 - 1800	443.166		Main Disc				<b>4533</b>		350 D	20	<b>8+8</b>
1600 - 1800	443.166						<b>6372</b>		350 D	20	
<b>UNIMOG</b>											
U 40	421.122/131						<b>2247</b>		250 D	10	
U 45	421.122/123						<b>2247</b>		250 D	10	
U 40	421.122/131		P.T.O.				<b>1768</b>		225 D	24	
U 40	421.122/131		Main Disc				<b>6366</b>	<b>P012</b>	240 D	10	<b>4+4</b>
U 45	421.122/123		P.T.O.				<b>1768</b>		225 D	24	
U 45	421.122/123		Main Disc				<b>6366</b>	<b>P012</b>	240 D	10	<b>4+4</b>
U 52	421.128/163						<b>2247</b>		250 D	10	
U 52	421.128/163		P.T.O.				<b>1768</b>		225 D	24	
U 52	421.128/163		Main Disc				<b>6366</b>	<b>P012</b>	240 D	10	<b>4+4</b>
U 54	403.120/121	Chass. -> 088736					<b>2444</b>		280 D	10	
U 54	403.120/121	Chass. -> 088736	Optional				<b>4273</b>	<b>P003</b>	280 D	10	<b>6+6</b>
U 54	403.120/121	Chass. 088737 ->					<b>2402</b>		310 D	10	
U 54	403.120/121		P.T.O.				<b>4152</b>		280 R	24	
U 54	403.120/121		Main Disc				<b>4273</b>	<b>P003</b>	280 D	10	<b>6+6</b>
U 60	421.128/163						<b>2247</b>		250 D	10	
U 60	421.128/163		P.T.O.				<b>1768</b>		225 D	24	
U 60	421.128/163		Main Disc				<b>6366</b>	<b>P012</b>	240 D	10	<b>4+4</b>
U 65	406.120/131	Chass. -> 088736					<b>2444</b>		280 D	10	
U 65	406.120/131	Chass. -> 088736	Optional				<b>4273</b>	<b>P003</b>	280 D	10	<b>6+6</b>
U 65	406.120/131	Chass. 088737 ->					<b>2402</b>		310 D	10	
U 65	406.120/121	Chass. -> 088736	P.T.O.				<b>4152</b>		280 R	24	
U 65	406.120/121	Chass. -> 088736	Main Disc				<b>4273</b>	<b>P003</b>	280 D	10	<b>6+6</b>
U 65	406.120/121	Chass. 088737 ->	P.T.O.				<b>4274</b>		280 R	24	<b>6+6</b>
U 65	406.120/121	Chass. 088737 ->	Main Disc				<b>4273</b>	<b>P003</b>	280 D	10	<b>6+6</b>
U 66	403.122/123	Chass. -> 088736					<b>2444</b>		280 D	10	
U 66	403.122/123	Chass. -> 088736	Optional				<b>4273</b>	<b>P003</b>	280 D	10	<b>6+6</b>
U 66	403.122/123	Chass. 088737 ->					<b>2402</b>		310 D	10	
U 66	403.122/123	Chass. -> 088736	P.T.O.				<b>4152</b>		280 R	24	
U 66	403.122/123	Chass. -> 088736	Main Disc				<b>4273</b>	<b>P003</b>	280 D	10	<b>6+6</b>
U 66	403.122/123	Chass. 088737 ->	P.T.O.				<b>4274</b>		280 R	24	<b>6+6</b>
U 66	403.122/123	Chass. 088737 ->	Main Disc				<b>4273</b>	<b>P003</b>	280 D	10	<b>6+6</b>
U 70	406.120/131	Chass. -> 088736					<b>2444</b>		280 D	10	
U 70	406.120/131	Chass. -> 088736	Optional				<b>4273</b>	<b>P003</b>	280 D	10	<b>6+6</b>
U 70	406.120/131	Chass. 088737 ->					<b>2402</b>		310 D	10	
U 70	406.120/131	Chass. -> 088736	P.T.O.				<b>4152</b>		280 R	24	
U 70	406.120/131	Chass. -> 088736	Main Disc				<b>4273</b>	<b>P003</b>	280 D	10	<b>6+6</b>
U 70	406.120/121	Chass. 088737 ->	P.T.O.				<b>4274</b>		280 R	24	<b>6+6</b>
U 70	406.120/121	Chass. 088737 ->	Main Disc				<b>4273</b>	<b>P003</b>	280 D	10	<b>6+6</b>
U 72	403.122/123	Chass. -> 088736					<b>2444</b>		280 D	10	
U 72	403.122/123	Chass. -> 088736	Optional				<b>4273</b>	<b>P003</b>	280 D	10	<b>6+6</b>
U 72	403.122/123	Chass. 088737 ->					<b>2402</b>		310 D	10	
U 72	403.122/123	Chass. -> 088736	P.T.O.				<b>4152</b>		280 R	24	
U 72	403.122/123	Chass. -> 088736	Main Disc				<b>4273</b>	<b>P003</b>	280 D	10	<b>6+6</b>

  Description	 Engine	 Gearbox - Chassis	 P.T.O.	 Year	 Code kit	 Code	 Code	 Code	 Z	 Pads		
U 72	403.122/123	Chass. 088737 ->	P.T.O.					<b>4274</b>	280 R	24	<b>6+6</b>	
U 72	403.122/123	Chass. 088737 ->	Main Disc					<b>4273</b>	<b>P003</b>	280 D	10	<b>6+6</b>
U 80	406.121/133	Chass. -> 088736						<b>2444</b>		280 D	10	
U 80	406.121/133	Chass. -> 088736	Optional					<b>4273</b>	<b>P003</b>	280 D	10	<b>6+6</b>
U 80	406.121/136	Chass. 088737 ->						<b>2402</b>		310 D	10	
U 80	406.121/133	Chass. 168950 ->						<b>2402</b>		310 D	10	
U 80	416.126/127	Chass. -> 003772						<b>2444</b>		280 D	10	
U 80	416.126/127	Chass. -> 003772	Optional					<b>4273</b>	<b>P003</b>	280 D	10	<b>6+6</b>
U 80	416.126/127	Ch. 003773-088736						<b>2402</b>		310 D	10	
U 80	416.126/127	Ch. 088737-168949						<b>2402</b>		310 D	10	
U 80	416.126/127	Chass. 168950 ->						<b>2402</b>		310 D	10	
U 80	406.121/133	Chass. -> 088736	P.T.O.					<b>4152</b>		280 R	24	
U 80	406.121/133	Chass. -> 088736	Main Disc					<b>4273</b>	<b>P003</b>	280 D	10	<b>6+6</b>
U 80	406.121	Chass. 088737 ->	P.T.O.					<b>4274</b>		280 R	24	<b>6+6</b>
U 80	406.121	Chass. 088737 ->	Main Disc					<b>4273</b>	<b>P003</b>	280 D	10	<b>6+6</b>
U 84 - U90	406.121/133	Chass. -> 088736						<b>2444</b>		280 D	10	
U 84 - U90	406.121/133	Chass. -> 088736	Optional					<b>4273</b>	<b>P003</b>	280 D	10	<b>6+6</b>
U 84 - U90	406.121/133	Chass. 088737 ->						<b>2402</b>		310 D	10	
U 84 - U90	406.121/133	Chass. 168950 ->						<b>2402</b>		310 D	10	
U 84 - U90	416.126/127	Chass. -> 003772						<b>2444</b>		280 D	10	
U 84 - U90	416.126/127	Chass. -> 003772	Optional					<b>4273</b>	<b>P003</b>	280 D	10	<b>6+6</b>
U 84 - U90	416.126/127	Ch. 003773-088736						<b>2402</b>		310 D	10	
U 84 - U90	416.126/127	Ch. 088737-168949						<b>2402</b>		310 D	10	
U 84 - U90	416.126/127	Chass. 168950 ->						<b>2402</b>		310 D	10	
U 84 - U90	406.121/133	Chass. -> 088736	P.T.O.					<b>4152</b>		280 R	24	
U 84 - U90	406.121/133	Chass. -> 088736	Main Disc					<b>4273</b>	<b>P003</b>	280 D	10	<b>6+6</b>
U 84 - U90	406.121	Chass. 088737 ->	P.T.O.					<b>4274</b>		280 R	24	<b>6+6</b>
U 84 - U90	406.121	Chass. 088737 ->	Main Disc					<b>4273</b>	<b>P003</b>	280 D	10	<b>6+6</b>
U 90	408.101						<b>8164</b>			250	10	<b>6+6</b>
U 100 - U 110	416.115-117							<b>2444</b>		280 D	10	
U 100 - U 110	416.115-117		Optional					<b>4273</b>	<b>P003</b>	280 D	10	<b>6+6</b>
U 100 - U 110	416.115-117	Chass. -> 088736						<b>2402</b>		310 D	10	
U 100 - U 110	416.115-117	Ch. 088737-168949						<b>2402</b>		310 D	10	
U 100 - U 110	416.115-117	Chass. 168950 ->						<b>2402</b>		310 D	10	
U 100 - U 110	416.115-117	Chass. -> 088736	P.T.O.					<b>4152</b>		280 R	24	
U 100 - U 110	416.115-117	Chass. -> 088736	Main Disc					<b>4273</b>	<b>P003</b>	280 D	10	<b>6+6</b>
U 100 - U 110	416.115-117	Chass. 088737 ->	P.T.O.					<b>4274</b>		280 R	24	<b>6+6</b>
U 100 - U 110	416.115-117	Chass. 088737 ->	Main Disc					<b>4273</b>	<b>P003</b>	280 D	10	<b>6+6</b>
U 100 - U 110	416.134/135	Chass. -> 088736						<b>2444</b>		280 D	10	
U 100 - U 110	416.134/135	Chass. -> 088736	Optional					<b>4273</b>	<b>P003</b>	280 D	10	<b>6+6</b>
U 100 - U 110	416.134/135	Ch. 088737-168949						<b>2402</b>		310 D	10	
U 100 - U 110	416.134/135	Chass. 168950 ->						<b>2402</b>		310 D	10	
U 100 - U 110	416.134/135	Chass. -> 088736	P.T.O.					<b>4152</b>		280 R	24	
U 100 - U 110	416.134/135	Chass. -> 088736	Main Disc					<b>4273</b>	<b>P003</b>	280 D	10	<b>6+6</b>
U 100 - U 110	416.134/135	Chass. 088737 ->	P.T.O.					<b>4274</b>		280 R	24	<b>6+6</b>
U 100 - U 110	416.134/135	Chass. 088737 ->	Main Disc					<b>4273</b>	<b>P003</b>	280 D	10	<b>6+6</b>
U 100 - U 110	417.000	Chass. 166590 ->	P.T.O.					<b>4274</b>		280 R	24	<b>6+6</b>
U 100 - U 110	417.000	Chass. 166590 ->	Main Disc					<b>4273</b>		280 D	10	<b>6+6</b>
U 100 L	408.215											
U 100 L	408.216						<b>8164</b>			250	26	<b>6+6</b>
U 110	418.100/115							<b>4590</b>		330 D	10	
U 110	418.100/115		P.T.O.					<b>4354</b>		310 R	24	<b>6+6</b>
U 110	418.100/115		Main Disc							330	18	<b>6+6</b>
U 125	416.114	Chass. -> 088736						<b>2402</b>		310 D	10	
U 125	416.114	Ch. 088737-168949						<b>2402</b>		310 D	10	
U 125	416.114	Chass. 168950 ->						<b>2402</b>		310 D	10	
U 125	416.114	Chass. -> 088736	P.T.O.					<b>4152</b>		280 R	24	
U 125	416.114	Chass. -> 088736	Main Disc					<b>4273</b>	<b>P003</b>	280 D	10	<b>6+6</b>














  Description	 Engine	 Gearbox - Chassis	 P.T.O.	 Year	 Code kit	 Code	 Code	 Code	 Z	 Pads	
U 125	416.114	Chass. 088737 ->	P.T.O.				<b>4274</b>		280 R	24	<b>6+6</b>
U 125	416.114	Chass. 088737 ->	Main Disc				<b>4273</b>	<b>P003</b>	280 D	10	<b>6+6</b>
U 130 - U 140	418.102						<b>4590</b>		330 D	10	
U 130 - U 140	418.102		P.T.O.				<b>4354</b>		310 R	24	<b>6+6</b>
U 130 - U 140	418.102		Main Disc						330	18	<b>6+6</b>
U 140 L	418.117						<b>4590</b>		330 D	10	
U 140 L	418.217/237						<b>6070</b>		330 D	10	
U 140 L	418.117		P.T.O.				<b>4354</b>		310 R	24	<b>6+6</b>
U 140 L	418.117		Main Disc						330	18	<b>6+6</b>
U 140 T	418.000						<b>4590</b>		330 D	10	
U 140 T	418.000		P.T.O.				<b>4354</b>		310 R	24	<b>6+6</b>
U 140 T	418.000		Main Disc					<b>P007</b>	330	18	<b>6+6</b>
U 140 T	418.000		P.T.O.				<b>4354</b>		310 R	24	<b>6+6</b>
U 140 T	418.000		Main Disc					<b>P007</b>	330	18	<b>6+6</b>
U 300	405.100/120					<b>8991</b>	<b>4586</b>		350 D	18	<b>9+9</b>
U 300	405.100/120		P.T.O.				<b>4355</b>		330 R	24	<b>8+8</b>
U 300	405.100/120		Main Disc				<b>4587</b>		352 D	20	<b>8+8</b>
U 300	405.100/120		Torsion Dumper						130 C		
U 400	405.102/122					<b>8991</b>	<b>4586</b>		350 D	18	<b>9+9</b>
U 400	405.102/122		Optional				<b>9303</b>		360 D	18	
U 400	405.102/122					<b>8994</b>	<b>6186</b>		395 D	18	
U 400	405.102/122		P.T.O.				<b>4355</b>		330 R	24	<b>8+8</b>
U 400	405.102/122		Main Disc				<b>4587</b>		352 D	20	<b>8+8</b>
U 400	405.102/122		Torsion Dumper						130 C		
US 404	404.113/115						<b>0168</b>		225 D	10	
US 404	404.117						<b>2247</b>		250 D	10	
U 500	405.200/230					<b>8994</b>	<b>6186</b>		395 D	18	
U 500	405.200/220		P.T.O.				<b>4355</b>		330 R	24	<b>8+8</b>
U 500	405.200/220		Main Disc				<b>4587</b>		352 D	20	<b>8+8</b>
U 500	405.200/230		Torsion Dumper						130 C		
U 600	421.128/141						<b>2247</b>		250 D	10	
U 600	421.128/141		P.T.O.				<b>1768</b>		225 D	24	
U 600	421.128/141		Main Disc				<b>6366</b>	<b>P012</b>	240 D	10	<b>4+4</b>
U 600	407.100/111						<b>2247</b>		250 D	10	
U 600 - U 650	407.100/111	Chass. -> 166589	P.T.O.				<b>1768</b>		225 D	24	
U 600 - U 650	407.100/111	Chass. -> 166589	Main Disc				<b>6366</b>	<b>P012</b>	240 D	10	<b>4+4</b>
U 600 - U 650	407.100/111	Chass. 166590 ->	P.T.O.				<b>1768</b>		225 D	24	
U 600 - U 650	407.100/111	Chass. 166590 ->	Main Disc				<b>6366</b>	<b>P012</b>	240 D	10	<b>4+4</b>
U 800	403.122	Chass. -> 088736					<b>2444</b>		280 D	10	
U 800	403.122	Chass. -> 088736	Optional				<b>4273</b>	<b>P003</b>	280 D	10	<b>6+6</b>
U 800	403.122	Chass. 088737 ->					<b>2402</b>		310 D	10	
U 800	417.100/200	Chass. -> 166589					<b>2402</b>		310 D	10	
U 800	417.100/200	Chass. 166590 ->					<b>2402</b>		310 D	10	
U 800	403.122	Chass. -> 088736	P.T.O.				<b>4152</b>		280 R	24	
U 800	403.122	Chass. -> 088736	Main Disc				<b>4273</b>	<b>P003</b>	280 D	10	<b>6+6</b>
U 800	403.122	Chass. 088737 ->	P.T.O.				<b>4274</b>		280 R	24	<b>6+6</b>
U 800	403.122	Chass. 088737 ->	Main Disc				<b>4273</b>	<b>P003</b>	280 D	10	<b>6+6</b>
U 800	417.100/200	Chass. -> 166589	P.T.O.				<b>4274</b>		280 R	24	<b>6+6</b>
U 800	417.100/200	Chass. -> 166589	Main Disc				<b>4273</b>	<b>P003</b>	280 D	10	<b>6+6</b>
U 800	417.100/200	Chass. 166590 ->	P.T.O.				<b>4274</b>		280 R	24	<b>6+6</b>
U 800	417.100/200	Chass. 166590 ->	Main Disc				<b>4273</b>		280 D	10	<b>6+6</b>
U 800 L	413.110/111	Chass. -> 088736					<b>2444</b>		280 D	10	
U 800 L	413.110/111	Chass. -> 088736	Optional				<b>4273</b>	<b>P003</b>	280 D	10	<b>6+6</b>
U 800 L	413.110/111	Chass. 088737 ->					<b>2402</b>		310 D	10	
U 800 L	413.110/111	Chass. -> 088736	P.T.O.				<b>4152</b>		280 R	24	
U 800 L	413.110/111	Chass. -> 088736	Main Disc				<b>4273</b>	<b>P003</b>	280 D	10	<b>6+6</b>
U 800 L	413.110/111	Chass. 088737 ->	P.T.O.				<b>4274</b>		280 R	24	<b>6+6</b>
U 800 L	413.110/111	Chass. 088737 ->	Main Disc				<b>4273</b>	<b>P003</b>	280 D	10	<b>6+6</b>

  Description	 Engine	 Gearbox - Chassis	 Year	 Code kit	 Code	 Code	 Code	 Z	 Pads
U 900	406.120/121	Chass. -> 088736					2444	280 D	10
U 900	406.120/121	Chass. -> 088736	Optional				4273	P003 280 D	10 6+6
U 900	406.120/121	Chass. 088737 ->					2402	310 D	10
U 900	417.101/201	Chass. -> 166589					2402	310 D	10
U 900	417.101/201	Chass. 166590 ->					2402	310 D	10
U 900	406.142/143						2402	310 D	10
U 900	406.120/121	Chass. -> 088736	P.T.O.				4152	280 R	24
U 900	406.120/121	Chass. -> 088736	Main Disc				4273	P003 280 D	10 6+6
U 900	406.120/121	Chass. 088737 ->	P.T.O.				4274	280 R	24 6+6
U 900	406.120/121	Chass. 088737 ->	Main Disc				4273	P003 280 D	10 6+6
U 900	417.101/201	Chass. -> 166589	P.T.O.				4274	280 R	24 6+6
U 900	417.101/201	Chass. -> 166589	Main Disc				4273	P003 280 D	10 6+6
U 900	417.101/201	Chass. 166590 ->	P.T.O.				4274	280 R	24 6+6
U 900	417.101/201	Chass. 166590 ->	Main Disc				4273	280 D	10 6+6
U 1000	424.121						6376	310 D	20
U 1000	427.100	Chass. -> 173809					6376	310 D	20
U 1000	427.100	Chass. 173810 ->					6376	310 D	20
U 1000	424.121						6010	330 D	20
U 1000	424.121		P.T.O.				4017	310 R	22
U 1000	424.121		Main Disc				4271	330 D	20 6+6
U 1000	427.100	Chass. -> 166919	P.T.O.				4354	310 R	24 6+6
U 1000	427.100	Chass. -> 166919	Main Disc					P007 330	18 6+6
U 1000	427.100	Chass. 166920 ->	P.T.O.				4354	310 R	24 6+6
U 1000	427.100	Chass. 166920 ->	Main Disc					P007 330	18 6+6
U 1000 T	424.131						6376	310 D	20
U 1000 T	424.131		P.T.O.				4017	310 R	22
U 1000 T	424.131		Main Disc				4271	330 D	20 6+6
U 1100	416.115-117						2444	280 D	10
U 1100	416.115-117		Optional				4273	P003 280 D	10 6+6
U 1100	416.115-117	Chass. -> 088736					2402	310 D	10
U 1100	416.115-117	Ch. 088737-168949					2402	310 D	10
U 1100	416.115-117	Chass. 168950 ->					2402	310 D	10
U 1100	416.115-117	Chass. -> 088736	P.T.O.				4152	280 R	24
U 1100	416.115-117	Chass. -> 088736	Main Disc				4273	P003 280 D	10 6+6
U 1100	416.115-117	Chass. 088737 ->	P.T.O.				4274	280 R	24 6+6
U 1100	416.115-117	Chass. 088737 ->	Main Disc				4273	P003 280 D	10 6+6
U 1100	416.134/135	Chass. -> 088736					2444	280 D	10
U 1100	416.134/135	Chass. -> 088736	Optional				4273	P003 280 D	10 6+6
U 1100	416.134/135	Ch. 088737-168949					2402	310 D	10
U 1100	416.134/135	Chass. 168950 ->					2402	310 D	10
U 1100	416.134/135	Chass. -> 088736	P.T.O.				4152	280 R	24
U 1100	416.134/135	Chass. -> 088736	Main Disc				4273	P003 280 D	10 6+6
U 1100	416.134/135	Chass. 088737 ->	P.T.O.				4274	280 R	24 6+6
U 1100	416.134/135	Chass. 088737 ->	Main Disc				4273	P003 280 D	10 6+6
U 1100	417.000	Chass. -> 166589	P.T.O.				4274	280 R	24 6+6
U 1100	417.000	Chass. -> 166589	Main Disc				4273	P003 280 D	10 6+6
U 1100	417.000	Chass. 166590 ->	P.T.O.				4274	280 R	24 6+6
U 1100	417.000	Chass. 166590 ->	Main Disc				4273	280 D	10 6+6
U 1100 L	416.114-117						2444	280 D	10
U 1100 L	416.114-117		Optional				4273	P003 280 D	10 6+6
U 1100 L	416.114	Chass. -> 088736					2402	310 D	10
U 1100 L	416.114	Ch. 088737-168949					2402	310 D	10
U 1100 L	416.114	Chass. 166590 ->					2402	310 D	10
U 1100 L	416.114	Chass. -> 088736	P.T.O.				4152	280 R	24
U 1100 L	416.114	Chass. -> 088736	Main Disc				4273	P003 280 D	10 6+6
U 1100 L	416.114	Chass. 088737 ->	P.T.O.				4274	280 R	24 6+6
U 1100 L	416.114	Chass. 088737 ->	Main Disc				4273	P003 280 D	10 6+6
U 1150	417.110/120	Chass. -> 166589					2402	310 D	10














  Description	 Engine	 Gearbox - Chassis	 P.T.O.	 Year	 Code kit	 Code	 Code	 Code	 Z		 Pads
U 1150	417.110/120	Chass. 166590 ->					<b>2402</b>		310 D	10	
U 1150	417.110/120	Chass. -> 166589	P.T.O.				<b>4274</b>		280 R	24	<b>6+6</b>
U 1150	417.110/120	Chass. -> 166589	Main Disc				<b>4273</b>	<b>P003</b>	280 D	10	<b>6+6</b>
U 1150	417.110/120	Chass. 166590 ->	P.T.O.				<b>4274</b>		280 R	24	<b>6+6</b>
U 1150	417.110/120	Chass. 166590 ->	Main Disc				<b>4273</b>		280 D	10	<b>6+6</b>
U 1200	427.000/101	Chass. -> 173809					<b>6010</b>		330 D	20	
U 1200	427.000/101	Chass. 173810 ->					<b>6010</b>		330 D	20	
U 1200	424.132						<b>6010</b>		330 D	20	
U 1200	424.122/132		P.T.O.				<b>4017</b>		310 R	22	
U 1200	424.122/132		Main Disc				<b>4271</b>		330 D	20	<b>6+6</b>
U 1200	427.000/101	Chass. -> 166919	P.T.O.				<b>4354</b>		310 R	24	<b>6+6</b>
U 1200	427.000/101	Chass. -> 166919	Main Disc					<b>P007</b>	330	18	<b>6+6</b>
U 1200	427.000/101	Chass. 166920 ->	P.T.O.				<b>4354</b>		310 R	24	<b>6+6</b>
U 1200	427.000/101	Chass. 166920 ->	Main Disc					<b>P007</b>	330	18	<b>6+6</b>
U 1250	427.110/111	Chass. -> 173809					<b>6010</b>		330 D	20	
U 1250	427.110/111	Chass. 173810 ->					<b>6010</b>		330 D	20	
U 1250	427.111						<b>6372</b>		350 D	20	
U 1250	424.126/127		P.T.O.				<b>4017</b>		310 R	22	
U 1250	424.126/127		Main Disc				<b>4271</b>		330 D	20	<b>6+6</b>
U 1250	427.110/111	Chass. -> 166919	P.T.O.				<b>4354</b>		310 R	24	<b>6+6</b>
U 1250	427.110/111	Chass. -> 166919	Main Disc					<b>P007</b>	330	18	<b>6+6</b>
U 1250	427.110/111	Chass. 166920 ->	P.T.O.				<b>4354</b>		310 R	24	<b>6+6</b>
U 1250	427.110/111	Chass. 166920 ->	Main Disc					<b>P007</b>	330	18	<b>6+6</b>
U 1300	425.121	Chass. -> 001570					<b>6010</b>		333 D	20	
U 1300	425.121	Chass. 001571 ->					<b>6010</b>		330 D	20	
U 1300	425.121		P.T.O.				<b>4017</b>		310 R	22	
U 1300	425.121		Main Disc				<b>4271</b>		330 D	20	<b>6+6</b>
U 1300 L	436.325/326						<b>6372</b>		350 D	20	
U 1350 L	437.110	Chass. -> 173809					<b>6010</b>		330 D	20	
U 1350 L	437.110	Chass. 173810 ->					<b>6010</b>		330 D	20	
U 1350 L	437.110	Chass. -> 166919	P.T.O.				<b>4354</b>		310 R	24	<b>6+6</b>
U 1350 L	437.110	Chass. -> 166919	Main Disc					<b>P007</b>	330	18	<b>6+6</b>
U 1350 L	437.110	Chass. 166920 ->	P.T.O.				<b>4354</b>		310 R	24	<b>6+6</b>
U 1350 L	437.110	Chass. 166920 ->	Main Disc					<b>P007</b>	330	18	<b>6+6</b>
U 1400	427.102	Chass. -> 173809					<b>6010</b>		330 D	20	
U 1400	427.102	Chass. 173810 ->					<b>6010</b>		330 D	20	
U 1400	427.102						<b>6372</b>		350 D	20	
U 1400	427.102	Chass. -> 166919	P.T.O.				<b>4354</b>		310 R	24	<b>6+6</b>
U 1400	427.102	Chass. -> 166919	Main Disc					<b>P007</b>	330	18	<b>6+6</b>
U 1400	427.102	Chass. 166920 ->	P.T.O.				<b>4354</b>		310 R	24	<b>6+6</b>
U 1400	427.102	Chass. 166920 ->	Main Disc					<b>P007</b>	330	18	<b>6+6</b>
U 1400	427.102		P.T.O.				<b>4355</b>		330 R	24	<b>8+8</b>
U 1400	427.102		Main Disc				<b>4533</b>		350 D	20	<b>8+8</b>
U 1450	427.111/112	Chass. -> 173809					<b>6010</b>		330 D	20	
U 1450	427.111/112	Chass. 173810 ->					<b>6010</b>		330 D	20	
U 1450	427.111/112						<b>6372</b>		350 D	20	
U 1450	427.111/112	Chass. -> 166919	P.T.O.				<b>4354</b>		310 R	24	<b>6+6</b>
U 1450	427.111/112	Chass. -> 166919	Main Disc					<b>P007</b>	330	18	<b>6+6</b>
U 1450	427.111/112	Chass. 166920 ->	P.T.O.				<b>4354</b>		310 R	24	<b>6+6</b>
U 1450	427.111/112	Chass. 166920 ->	Main Disc					<b>P007</b>	330	18	<b>6+6</b>
U 1450	427.111/112		P.T.O.				<b>4355</b>		330 R	24	<b>8+8</b>
U 1500	425.131/141	Chass. -> 001570					<b>6010</b>		333 D	20	
U 1500	425.131/141	Chass. 001571 ->					<b>6010</b>		330 D	20	
U 1500	425.131/141		P.T.O.				<b>4017</b>		310 R	22	
U 1500	425.131/141		Main Disc				<b>4271</b>		330 D	20	<b>6+6</b>
U 1550 - 1550 L	424.126/127						<b>6010</b>		330 D	20	
U 1550 - 1550 L	424.126/127		P.T.O.				<b>4017</b>		310 R	22	
U 1550 - 1550 L	424.126/127		Main Disc				<b>4271</b>		330 D	20	<b>6+6</b>




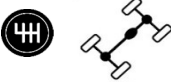








  Description	 Engine	 Gearbox - Chassis	 Year	 Code kit	 Code	 Code	 Code	 Z	 Pads
U 1550 L	437.111/120	Chass. -> 173809				<b>6372</b>		350 D	20
U 1550 L	437.111/125	Chass. 173810 ->				<b>6372</b>		350 D	20
U 1550 L	437.111/120					<b>6010</b>		330 D	20
U 1550 L	437.125	Chass. -> 173809				<b>6369</b>		360 D	20
U 1550 L	437.125	Chass. 173810 ->				<b>6369</b>		360 D	20
U 1550 L	437.111/125		P.T.O.			<b>4355</b>		330 R	24
U 1550 L	437.111/125		Main Disc			<b>4533</b>		350 D	20
U 1550 L	437.125		P.T.O.			<b>4355</b>		330 R	24
U 1550 L	437.125		Main Disc			<b>4587</b>		352 D	20
U 1600 - U 1650	427.105/116	Chass. -> 173809				<b>6372</b>		350 D	20
U 1600 - U 1650	427.105/116	Chass. 173810 ->				<b>6372</b>		350 D	20
U 1600 - U 1650	427.105/116					<b>6010</b>		330 D	20
U 1600 - U 1650	427.105/116	Chass. -> 166919	P.T.O.			<b>4354</b>		310 R	24
U 1600 - U 1650	427.105/116	Chass. -> 166919	Main Disc				<b>P007</b>	330	18
U 1600 - U 1650	427.105/116	Chass. 166920 ->	P.T.O.			<b>4354</b>		310 R	24
U 1600 - U 1650	427.105/116	Chass. 166920 ->	Main Disc				<b>P007</b>	330	18
U 1600 - U 1650	427.107	Chass. -> 173809				<b>6369</b>		360 D	20
U 1600 - U 1650	427.107	Chass. 173810 ->				<b>6369</b>		360 D	20
U 1600	427.105/116		P.T.O.			<b>4355</b>		330 R	24
U 1600	427.105/116		Main Disc			<b>4533</b>		350 D	20
U 1650	427.117/118	Chass. -> 173809				<b>6372</b>		350 D	20
U 1650	427.117/118	Chass. 173810 ->				<b>6372</b>		350 D	20
U 1650	427.117/118		P.T.O.			<b>4355</b>		330 R	24
U 1650	427.117/118		Main Disc			<b>4533</b>		350 D	20
U 1700	435.110/111	Chass. -> 002154				<b>6010</b>		333 D	20
U 1700	435.110/111	Chass. 002155 ->				<b>6010</b>		330 D	20
U 1700 L	435.113					<b>6010</b>		330 D	20
U 1700	437.000/100	Chass. -> 173809				<b>6372</b>		350 D	20
U 1700	437.000/100	Chass. 173810 ->				<b>6372</b>		350 D	20
U 1700	437.000/100		P.T.O.			<b>4355</b>		330 R	24
U 1700	437.000/100		Main Disc			<b>4533</b>		350 D	20
U 1750	437.112/131	Chass. -> 173809				<b>6372</b>		350 D	20
U 1750	437.112/131	Chass. 173810 ->				<b>6372</b>		350 D	20
U 1750	437.112/131		P.T.O.			<b>4355</b>		330 R	24
U 1750	437.112/131		Main Disc			<b>4533</b>		350 D	20
U 1800	437.002/102	Chass. -> 173809				<b>6369</b>		360 D	20
U 1800	437.002/102	Chass. 173810 ->				<b>6369</b>		360 D	20
U 1800	437.002/102	Chass. -> 186921	P.T.O.			<b>4355</b>		330 R	24
U 1800	437.002/102	Chass. -> 186921	Main Disc			<b>4533</b>		350 D	20
U 1800	437.002/102	Chass. 186922 ->	P.T.O.			<b>4355</b>		330 R	24
U 1800	437.002/102	Chass. 186922 ->	Main Disc			<b>4533</b>	<b>P003</b>	350 D	20
U 1850	437.114/133	Chass. -> 173809				<b>6369</b>		360 D	20
U 1850	437.114/133	Chass. 173810 ->				<b>6369</b>		360 D	20
U 1850	437.114/133	Chass. -> 186921	P.T.O.			<b>4355</b>		330 R	24
U 1850	437.114/133	Chass. -> 186921	Main Disc			<b>4533</b>		350 D	20
U 1850	437.114/133	Chass. 186922 ->	P.T.O.			<b>4355</b>		330 R	24
U 1850	437.114/133	Chass. 186922 ->	Main Disc			<b>4533</b>	<b>P003</b>	350 D	20
U 2100	437.002	Chass. -> 173809				<b>6369</b>		360 D	20
U 2100	437.002	Chass. 173810 ->				<b>6369</b>		360 D	20
U 2100	437.105	Chass. -> 173809				<b>6369</b>		360 D	20
U 2100	437.105	Chass. 173810 ->				<b>6369</b>		360 D	20
U 2100	437.002/105	Chass. -> 186921	P.T.O.			<b>4355</b>		330 R	24
U 2100	437.002/105	Chass. -> 186921	Main Disc			<b>4533</b>		350 D	20
U 2100	437.002/105	Chass. 186922 ->	P.T.O.			<b>4355</b>		330 R	24
U 2100	437.002/105	Chass. 186922 ->	Main Disc			<b>4533</b>	<b>P003</b>	350 D	20
U 2150	437.117/135	Chass. -> 173809				<b>6369</b>		360 D	20
U 2150	437.117/135	Chass. 173810 ->				<b>6369</b>		360 D	20
U 2150	437.117/136		P.T.O.			<b>4355</b>		330 R	24


























  Description	 Engine	 Gearbox - Chassis	 Main Disc	 Year	 Code kit	 Code	 Code	 Code	 Code	 Z	 Pads
U 2150	437.117/136		Main Disc				<b>4533</b>	<b>P003</b>	350 D	20	<b>8+8</b>
U 2400	437.182						<b>6369</b>		360 D	20	<b>6+6</b>
U 2400	437.182		P.T.O.				<b>4355</b>		330 R	24	<b>8+8</b>
U 2400	437.182		Main Disc				<b>4533</b>	<b>P003</b>	350 D	20	<b>8+8</b>
U 2450	437.156						<b>6369</b>		360 D	20	<b>6+6</b>
U 2450	437.156		P.T.O.				<b>4355</b>		330 R	24	<b>8+8</b>
U 2450	437.156		Main Disc				<b>4533</b>	<b>P003</b>	350 D	20	<b>8+8</b>
U 3000	437.420/425					<b>8991</b>	<b>4586</b>		350 D	18	<b>9+9</b>
U 4000	437.420/425					<b>8991</b>	<b>4586</b>		350 D	18	<b>9+9</b>
U 5000	437.430/468					<b>8991</b>	<b>4586</b>		350 D	18	<b>9+9</b>
U 5000	437.470						<b>4586</b>		350 D	18	<b>9+9</b>
U 5000	437.470		Torsion Dumper						130 C		
<b>MERLO</b>											
<b>TRACTOR</b>											
Concrete mixer - Autobetoniera						<b>8343</b>	<b>3761</b>		250 R	10	
DBM 1200 - 1500					<b>Y711</b>	<b>8702</b>	<b>0402</b>	<b>7707</b>	216 D	10	
DBM 1400 - 1700						<b>8343</b>	<b>0308</b>		250 R	10	
DBM 200						<b>8331</b>	<b>3641</b>		279 R	10	
<b>MERONI</b>											
<b>TRACTOR</b>											
EROM							<b>0174</b>		187 R	6	
<b>MIAG</b>											
<b>A.. Serie</b>											
AD 22							<b>4312</b>		225 R	10	
<b>L.. Serie</b>											
LM 1							<b>4311</b>		250 R	10	
LM 20D							<b>1323</b>		225 R	10	
<b>MOGURTS</b>											
<b>DUMP TRUCK</b>											
Dump Truck DR 500			Reinforced				<b>1265</b>		352 D	10	
<b>MONTI</b>											
<b>TRACTOR</b>											
Trattore	40 - 45 - 50 - 60 HP						<b>1098</b>		280 R	10	
Trattore	40 - 50 - 60 HP		Main Disc				<b>1258</b>		280 R	10	
Trattore	40 - 50 - 60 HP		P.T.O.				<b>1259</b>		302 R	16	
<b>MOXI DUMPERS</b>											
<b>DUMP TRUCK</b>											
2020 - 2025 - 2030							<b>0989</b>		228 R	10	
<b>MUIR HILL</b>											
<b>AGRICULTURAL</b>											
111 - 121 - 141			Dual power				<b>3877</b>		352 D	10	
<b>MWM</b>											
<b>A.. Serie</b>											
AKD 112E WHF 8,5							<b>0863</b>		180 R	10	
AKD 112Z WHF 8,5							<b>0822</b>		200 R	10	
<b>D.. Serie</b>											
D 208 - 225 - 226 - 308 - 325 - 327							<b>4311</b>		250 R	10	
D 301							<b>0863</b>		180 R	10	
<b>K.. Serie</b>											
KD 12E - KD 211Z WHF 8,5							<b>0863</b>		180 R	10	
KD 12Z WHF 8,5							<b>0822</b>		200 R	10	
KDW 415 E/Z							<b>4312</b>		225 R	10	













  Description	 Engine	 Gearbox - Chassis	 Year	 Code kit	 Code	 Code	 Code	 Z	 Pads
<b>NAPOLIONE</b>									
<b>TRACTOR</b>									
T 3500 - 4000					8702	1089		216 R	10
T 3500 - 4000						1327		216 D	10
T 6000					8343	0934		250 R	10
<b>NEW AGE LYON</b>									
<b>INDUSTRIAL</b>									
1,5ltr.						0106		232 D	10
<b>NEW HOLLAND</b>									
<b>FORDSON</b>									
DEXTA - Super Dexta Jubilee			P.T.O.			0849		230 R	29
DEXTA - Super Dexta Jubilee			Main Disc			0842		230 R	15
DEXTA						4448		280 R	15
MAJOR - Power Major - Super Major			P.T.O.			0790		300 R	16
MAJOR - Power Major - Super Major			Main Disc			1278		300 R	10
MAJOR - Power Major - Super Major						1244		280 R	10
<b>INDUSTRIAL 200 Serie</b>									
230 A - 231 - 233 - 234				75 -> 83		1433	7752	280 D	10
230 A - 231 - 233 - 234			Optional	75 -> 83		1212	P004	280 R	10
230 A - 231 - 233 - 234			Optional	75 -> 83		1367		280 R	10 4+4
230 A - 231 - 233				75 -> 83		1433	7752	280 D	10
230 A - 231 - 233			Optional	75 -> 83		1212	P004	280 R	10
230 A - 231 - 233			Optional	75 -> 83		1367		280 R	10 4+4
230 A - 231 - 233 - 234			P.T.O.	75 -> 83		0841	7752	228 R	29
230 A - 231 - 233 - 234			Main Disc	75 -> 83		1212	P004	280 R	10
230 A - 231 - 233 - 234			Optional - Main Disc	75 -> 83		1433		280 D	10
230 A - 231 - 233 - 234			Optional - Main Disc	75 -> 83		1367		280 R	10 4+4
233				75 -> 81		1433	7752	280 D	10
233			Optional			1367		280 R	10 4+4
<b>INDUSTRIAL 300 Serie</b>									
333 - 335			P.T.O.	75 -> 81		0841	7752	228 R	29
333 - 335			Main Disc	75 -> 81		4448	P004	280 R	15
333 - 334 - 335			P.T.O.	75 -> 83		0841	7752	228 R	29
333 - 334 - 335			Main Disc	75 -> 83		1212	P004	280 R	10
333 - 334 - 335			Optional - Main Disc	75 -> 83		1433		280 D	10
333 - 334 - 335			Optional - Main Disc	75 -> 83		1367		280 R	10 4+4
334 - 335 H				75 -> 84		1433	7752	280 D	10
334 - 335 H			Optional	75 -> 84		1212	P004	280 R	10
334 - 335 H			Optional	75 -> 84		1367		280 R	10 4+4
335 - 340				75 -> 78		1431	7752	330 D	10
335 - 340			Optional	75 -> 78		4446	P004	330 R	10
335 - 340 - 345 C/D				75 ->		1431	7752	330 D	10
335 - 340 - 345 C/D			Optional	75 ->		4446	P004	330 R	10
<b>INDUSTRIAL 400 Serie</b>									
420 - 445 C / D				75 ->		1431	7752	330 D	10
420 - 445 C / D			Optional	75 ->		4446	P004	330 R	10
420				75 -> 78		1431	7752	330 D	10
420			Optional	75 -> 78		4446	P004	330 R	10
<b>INDUSTRIAL 500 Serie</b>									
515				75 -> 78		1431	7752	330 D	10
515			Optional	75 -> 78		4446	P004	330 R	10
530 A				81 -> 83		1433	7752	280 D	10
530 A			Optional	81 -> 83		1212	P004	280 R	10
530 A			Optional	81 -> 83		1367		280 R	10 4+4
530 A				81 -> 83		1433	7752	280 D	10
530 A			Optional	81 -> 83		1212	P004	280 R	10
530 A			Optional	81 -> 83		1367		280 R	10 4+4














 											
Description	Engine	Gearbox - Chassis		Year	Code kit	Code	Code	Code		Z	Pads
530 A - 531			P.T.O.	81 -> 83			<b>0841</b>	<b>7752</b>	228 R	29	
530 A - 531			Main Disc	81 -> 83			<b>1212</b>	<b>P004</b>	280 R	10	
530 A - 531			Optional - Main Disc	81 -> 83			<b>1433</b>		280 D	10	
530 A - 531			Optional	81 -> 83			<b>1367</b>		280 R	10	<b>4+4</b>
532 - 535 - 540 - 545 /C/D - 550 - 555 /A/B				75 -> 78			<b>1431</b>	<b>7752</b>	330 D	10	
532 - 535 - 540 - 545 /C/D - 550 - 555 /A/B			Optional	75 -> 78			<b>4446</b>	<b>P004</b>	330 R	10	
545 - 550 - 555				75 -> 78			<b>5050</b>		330 R	15	
<b>A Serie</b>											
100 / S			Main Disc				<b>4118</b>	<b>7722</b>	310 R	16	<b>8+8</b>
100 / S			P.T.O.				<b>4192</b>		310 R	10	
100 / S			Optional - Main Disc				<b>4213</b>		310 D	16	<b>8+8</b>
100 / S			Optional - P.T.O.				<b>4192</b>		310 R	10	
100 / S			Main Disc				<b>4118</b>		310 R	16	<b>8+8</b>
100 / S			P.T.O.				<b>4192</b>		310 R	10	
100 / S			Optional - Main Disc			<b>8707</b>	<b>4213</b>		310 D	16	<b>8+8</b>
100 / S			Optional - P.T.O.				<b>4192</b>		310 R	10	
<b>L Serie</b>											
60	44 kW		Main Disc	95 -> 98			<b>4158</b>	<b>7722</b>	280 D	16	
60	44 kW		P.T.O.	95 -> 98			<b>4095</b>		280 R	10	
65	48 kW			95 -> 98			<b>4663</b>	<b>7722</b>	300	16	
65	48 kW			95 -> 98			<b>4334</b>		310 R	10	
75 - 85	55 - 63 kW		Main Disc	95 -> 98			<b>4332</b>	<b>7722</b>	310 R	16	<b>6+6</b>
75 - 85	55 - 63 kW		P.T.O.	95 -> 98			<b>4334</b>		310 R	10	
95	70 kW			95 -> 98			<b>4332</b>		310 R	16	<b>6+6</b>
<b>M Serie</b>											
100 - 115 - 135	74 - 100 kW			95 ->			<b>4509</b>		330 D	18	<b>5+5</b>
100 - 115 - 135	74 - 100 kW	Powershift	Torsion Dumper	95 ->			<b>4609</b>		348 C	14	
160	120 kW	Powershift	Torsion Dumper	95 ->			<b>4609</b>		348 C	14	
<b>TC Serie</b>											
TC 21 D	15 kW			98 ->					184	18	
TC 27 D	20 kW			97 ->					215	10	<b>4+4</b>
TC 27 D	20 kW		Optional	97 ->					210	10	
TC 27 D	20 kW		P.T.O.	97 ->					215	19	
TC 27 D	20 kW		Main Disc	97 ->					215	10	
TC 40 D	29.8 kW		Main Disc				<b>4584</b>		230 D	16	
<b>TL Serie</b>											
70	48 kW			98 ->			<b>4332</b>		310 R	16	<b>6+6</b>
70	48 kW		Main Disc	98 ->			<b>4663</b>	<b>7722</b>	300	16	
70	48 kW		P.T.O.	98 ->			<b>4334</b>		310 R	10	
70	48 kW	Powershift	Torsion Dumper	98 ->			<b>4669</b>		263 C	14	
80	55 kW			98 ->			<b>4332</b>		310 R	16	<b>6+6</b>
80	55 kW		Main Disc	98 ->			<b>4332</b>	<b>7722</b>	310 R	16	<b>6+6</b>
80	55 kW		P.T.O.	98 ->			<b>4334</b>		310 R	10	
80	55 kW	Powershift	Torsion Dumper	98 ->			<b>4669</b>		263 C	14	
90	63 kW			98 ->			<b>4332</b>		310 R	16	<b>6+6</b>
90	63 kW		Main Disc	98 ->			<b>4332</b>	<b>7722</b>	310 R	16	<b>6+6</b>
90	63 kW		P.T.O.	98 ->			<b>4334</b>		310 R	10	
90	63 kW	Powershift	Torsion Dumper	98 ->			<b>4669</b>		263 C	14	
100	70 kW			98 ->			<b>4332</b>		310 R	16	<b>6+6</b>
100	70 kW	Powershift	Torsion Dumper	98 ->			<b>4669</b>		263 C	14	
<b>TLA Serie</b>											
70 A	53 kW		Main Disc	04 ->			<b>4332</b>	<b>7722</b>	310 R	16	<b>6+6</b>
70 A	53 kW		P.T.O.	04 ->			<b>4334</b>		310 R	10	
70 A	53 kW	Powershift	Torsion Dumper	04 ->			<b>4669</b>		263 C	14	
80 A	60 kW		Main Disc	04 ->			<b>4332</b>	<b>7722</b>	310 R	16	<b>6+6</b>
80 A	60 kW		P.T.O.	04 ->			<b>4334</b>		310 R	10	
80 A	60 kW	Powershift	Torsion Dumper	04 ->			<b>4669</b>		263 C	14	
90 A	67 kW		Main Disc	04 ->			<b>4332</b>	<b>7722</b>	310 R	16	<b>6+6</b>

  Description	 Engine	 Gearbox - Chassis	 P.T.O.	 Year	 Code kit	 Code	 Code	 Code	 Z	 Pads	
90 A	67 kW		P.T.O.	04 ->			4334		310 R	10	
90 A	67 kW	Powershift	Torsion Dumper	04 ->			4669		263 C	14	
100 A	74 kW			04 ->			4332		310 R	16	
100 A	74 kW		Main Disc	04 ->			4332	7722	310 R	16	
100 A	74 kW		P.T.O.	04 ->			4334		310 R	10	
100 A	74 kW	Powershift	Torsion Dumper	04 ->			4669		263 C	14	
<b>TM Serie</b>											
115	78 kW			99 ->			4509		330 D	18	
115	78 kW	Semi Powershift	Torsion Dumper	99 ->			4609		348 C	14	
115	78 kW	Full Powershift	Torsion Dumper	99 ->					348 C	14	
120	91 kW	Semi Powershift	Torsion Dumper	02 ->			4609		348 C	14	
120	91 kW	Full Powershift	Torsion Dumper	02 ->					348 C	14	
120 CLASSIC	91 kW			04 ->			4509		330 D	18	
125	88 kW			99 ->			4509		330 D	18	
125	88 kW	Semi Powershift	Torsion Dumper	99 ->			4609		348 C	14	
125	88 kW	Full Powershift	Torsion Dumper	99 ->					348 C	14	
130 - 135 - 140 - 150 - 155 - 165	63 - 119 kW	Semi Powershift	Torsion Dumper	99 ->			4609		348 C	14	
130 - 135 - 140 - 150 - 155 - 165	63 - 119 kW	Full Powershift	Torsion Dumper	99 ->					348 C	14	
175 - 190	130 - 142 kW	Full Powershift	Torsion Dumper	02 ->					348 C	14	
7010 - 7020							4197		350 D	18	
7030 - 7040							4197		350 D	18	
<b>TN Serie</b>											
55		Chass. -> C4737	Main Disc	99 -> 03			4656		330 R	22	
55 - 65			Main Disc	99 ->				7722	280	14	
55 - 65			P.T.O.	99 ->			4545		280 R	10	
70			Main Disc	99 ->		8708	4070		280 D	14	
70			P.T.O.	99 ->			4545		280 R	10	
<b>TNA Serie</b>											
60 A - 70 A - 75 A			P.T.O.				4333		280 R	10	
60 A - 70 A - 75 A			Main Disc				4226	7722	280 D	14	
60 A - 70 A - 75 A			P.T.O.				4333		280 R	10	
60 A - 70 A - 75 A			Optional - Main Disc						280	14	
60 A - 70 A - 75 A			Optional - P.T.O.				4545		280 R	10	
<b>TND Serie</b>											
55 D - 65 D - 70 - 75 D			P.T.O.	98 ->			4333		280 R	10	
55 D - 65 D - 70 - 75 D			Main Disc	98 ->			4226	7722	280 D	14	
55 D - 65 D - 70 - 75 D			P.T.O.	98 ->			4333		280 R	10	
55 D - 65 D - 70 - 75 D			Optional - Main Disc	98 ->					280	14	
55 D - 65 D - 70 - 75 D			Optional - P.T.O.	98 ->			4545		280 R	10	
<b>TNDA Serie</b>											
60 DA - 70 DA - 75 DA			P.T.O.				4333		280 R	10	
60 DA - 70 DA - 75 DA			Main Disc				4226	7722	280 D	14	
60 DA - 70 DA - 75 DA			P.T.O.				4333		280 R	10	
60 DA - 70 DA - 75 DA			Optional - Main Disc						280	14	
60 DA - 70 DA - 75 DA			Optional - P.T.O.				4545		280 R	10	
<b>TNF Serie</b>											
65 F			P.T.O.	97 ->			4333		280 R	10	
65 F			Main Disc	97 ->			4070	7722	280 D	14	
65 F			P.T.O.	97 ->			4333		280 R	10	
65 F			Optional - Main Disc	97 ->					280	14	
65 F			Optional - P.T.O.	97 ->			4545		280 R	10	
70 F			P.T.O.				4333		280 R	10	
70 F			Main Disc					7722	280	14	
70 F			P.T.O.				4545		280 R	10	
75 F			P.T.O.	97 ->			4333		280 R	10	
75 F			Main Disc	97 ->			4070	7722	280 D	14	
75 F			P.T.O.	97 ->			4545		280 R	10	
80 F			P.T.O.				4333		280 R	10	

 Description	 Engine	 Gearbox - Chassis	 Main Disc	 Year	 Code kit	 Code	 Code	 Code	 Z	 Pads	
80 F			Main Disc					7722	280	14	5+5
80 F			P.T.O.				4545		280 R	10	3+3
80 F			Optional				4333	P006	280 R	10	4+4
90 F			P.T.O.				4333		280 R	10	4+4
90 F			Main Disc				4070	7722	280 D	14	5+5
90 F			P.T.O.				4333		280 R	10	4+4
95 F			P.T.O.				4333		280 R	10	4+4
95 F			Main Disc					7722	280	14	5+5
95 F			P.T.O.				4545		280 R	10	3+3
95 F			Optional				4333	P006	280 R	10	4+4
<b>TNFA Serie</b>											
75 FA - 85 FA - 95 FA			P.T.O.				4333		280 R	10	4+4
75 FA - 85 FA - 95 FA			Main Disc				4226	7722	280 D	14	
75 FA - 85 FA - 95 FA			P.T.O.				4333		280 R	10	4+4
75 FA - 85 FA - 95 FA			Optional - Main Disc						280	14	4+4
75 FA - 85 FA - 95 FA			Optional - P.T.O.				4545		280 R	10	3+3
<b>TNN Serie</b>											
65 N - 75 N			P.T.O.				4333		280 R	10	4+4
65 N - 75 N			Main Disc				4226	7722	280 D	14	
65 N - 75 N			P.T.O.				4333		280 R	10	4+4
65 N - 75 N			Optional - Main Disc						280	14	4+4
65 N - 75 N			Optional - P.T.O.				4545		280 R	10	3+3
<b>TNNA Serie</b>											
70 NA - 75 NA			P.T.O.				4333		280 R	10	4+4
70 NA - 75 NA			Main Disc				4226	7722	280 D	14	
70 NA - 75 NA			P.T.O.				4333		280 R	10	4+4
70 NA - 75 NA			Optional - Main Disc						280	14	4+4
70 NA - 75 NA			Optional - P.T.O.				4545		280 R	10	3+3
<b>TNS Serie</b>											
55 S - 65 S - 70 S			P.T.O.				4333		280 R	10	4+4
55 S - 65 S - 70 S			Main Disc				4226	7722	280 D	14	
55 S - 65 S - 70 S			P.T.O.				4333		280 R	10	4+4
55 S - 65 S - 70 S			Optional - Main Disc						280	14	4+4
55 S - 65 S - 70 S			Optional - P.T.O.				4545		280 R	10	3+3
75 S			P.T.O.	98 ->			4333		280 R	10	4+4
75 S			Main Disc	98 ->				7722	280	14	5+5
75 S			P.T.O.	98 ->			4545		280 R	10	3+3
75 S			Optional	98 ->			4333	P006	280 R	10	4+4
<b>TNSA Serie</b>											
60 SA - 70 SA - 75 SA			P.T.O.				4333		280 R	10	4+4
60 SA - 70 SA - 75 SA			Main Disc				4226	7722	280 D	14	
60 SA - 70 SA - 75 SA			P.T.O.				4333		280 R	10	4+4
60 SA - 70 SA - 75 SA			Optional - Main Disc						280	14	4+4
60 SA - 70 SA - 75 SA			Optional - P.T.O.				4545		280 R	10	3+3
<b>TNV Serie</b>											
55 V - 65 V - 75 V			P.T.O.				4333		280 R	10	4+4
55 V - 65 V - 75 V			Main Disc				4226	7722	280 D	14	
55 V - 65 V - 75 V			P.T.O.				4333		280 R	10	4+4
55 V - 65 V - 75 V			Optional - Main Disc						280	14	4+4
55 V - 65 V - 75 V			Optional - P.T.O.				4545		280 R	10	3+3
<b>TNVA Serie</b>											
60 VA - 70 VA - 75 VA - 95 VA			P.T.O.				4333		280 R	10	4+4
60 VA - 70 VA - 75 VA - 95 VA			Main Disc				4226	7722	280 D	14	
60 VA - 70 VA - 75 VA - 95 VA			P.T.O.				4333		280 R	10	4+4
60 VA - 70 VA - 75 VA - 95 VA			Optional - Main Disc						280	14	4+4
60 VA - 70 VA - 75 VA - 95 VA			Optional - P.T.O.				4545		280 R	10	3+3

  Description	 Engine	 Gearbox - Chassis	 Year	 Code kit	 Code	 Code	 Code	 Code	 Code	 Code	 Code	 Code	 Code	 Code	 Code	
													Z	Pads		
<b>TS Serie</b>																
80		Gbox 8 x 2	97 ->			4295	7752	325 D	10	7+7						
90 - 100 - 110		Gbox 8 x 2	97 ->			4294	7752	327 D	10							
90 - 100 - 110			Optional	97 ->		4295		325 D	10	7+7						
90 - 100 - 110 - 115		Synchro Command 12 x 12		97 ->		4294		327 D	10							
90 - 100 - 110 - 115		Synchro Command 12 x 12	Optional	97 ->		4295		325 D	10	7+7						
90 - 100 - 110 - 115		Electroshift	Torsion Dumper	97 ->		4668		263 C	10							
<b>TSA Serie</b>																
100 A - 110 A		Dual Command	Torsion Dumper	03 ->		4666		262 C	16							
100 A - 110 A		Electro / Active Command	Torsion Dumper	03 ->				348 C	16							
100 A - 110 A		for front P.T.O.	Torsion Dumper	03 ->				122 C	8							
115 A		Synchro Command		03 ->		4620		350 D	16	6+6						
115 A - 125 A		Dual Command	Torsion Dumper	03 ->		4666		262 C	16							
115 A - 125 A - 135 A		Electro / Active Command	Torsion Dumper	03 ->				348 C	16							
115 A - 125 A - 135 A		for front P.T.O.	Torsion Dumper	03 ->				122 C	8							
<b>TW Serie</b>																
5 - 10 - 15				79 -> 90		4295	7752	325 D	10	7+7						
15 - 20 - 25 - 30 - 35				79 -> 90		4194		350 D	10	6+6						
<b>WINNER</b>																
F 100 - F 110 - F 115 - F 120				90 -> 95		4509		330 D	18	5+5						
F 130 - F 140				90 -> 95		4695		350 D	18	6+6						
<b>17-66 FIATAGRI</b>																
17-66	12.6 kW			87 ->				184	18							
<b>23-66 FIATAGRI</b>																
23-66	20 kW			93 ->				210	10							
23-66	20 kW		P.T.O.	93 ->				215	19							
23-66	20 kW		Main Disc	93 ->			P015	215	10							
<b>28-66 FIATAGRI</b>																
28-66				93 ->				223	16							
28-66			Main Disc	93 ->				225	16							
28-66			P.T.O.	93 ->			P015	225								
<b>25 M2 FIATAGRI</b>																
25 M2			Main Disc			4070	7722	280 D	14	5+5						
25 M2			P.T.O.			4095		280 R	10							
<b>35-66 FIATAGRI</b>																
35-66	26 kW		Main Disc	89 ->		4477	7722	225 D	18							
35-66	26 kW		P.T.O.	89 ->		4575		225 R	9							
<b>45-66 FIATAGRI</b>																
45-66 / 45-66 S / 45-66 V	33 kW		Main Disc	85 ->		4173	7722	250 D	18							
45-66 / 45-66 S / 45-66 V	33 kW		P.T.O.	85 ->		4179		250 R	13							
<b>45-76 FIATAGRI</b>																
45-76 V			Main Disc	92 ->		4173	7722	250 D	18							
45-76 V			P.T.O.	92 ->		4179		250 R	13							
<b>50-66 / 50-66 S / 50-66 V FIATAGRI</b>																
50-66 / 50-66 S / 50-66 V	37 kW		Main Disc	85 ->		4173	7722	250 D	18							
50-66 / 50-66 S / 50-66 V	37 kW		P.T.O.	85 ->		4179		250 R	13							
<b>50-86 S / 50-86 V FIATAGRI</b>																
50-86 S / 50-86 V	33 kW		Main Disc	92 ->		4173	7722	250 D	18							
50-86 S / 50-86 V	33 kW		P.T.O.	92 ->		4179		250 R	13							
50-86 S / 50-86 V	33 kW		Main Disc	92 ->		4218	7722	280 D	18							
50-86 S / 50-86 V	33 kW		P.T.O.	92 ->		4331		280 R	13							
<b>55-46 FIATAGRI</b>																
55-46			Main Disc	84 -> 88		4054	7722	280 R	14							
55-46			P.T.O.	84 -> 88		4095		280 R	10							
55-46			Optional - Main Disc	84 -> 88		4226		280 D	14							
55-46			Optional - P.T.O.	84 -> 88		4095		280 R	10							
55-46			Main Disc	84 -> 88		3882	7722	280 R	14	5+5						
55-46			P.T.O.	84 -> 88		4095		280 R	10							




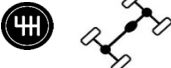







  Description	 Engine	 Gearbox - Chassis	 Optional - Main Disc	 Year	 Code kit	 Code	 Code	 Code	 Z	 Pads	
55-46			Optional - Main Disc	84 -> 88		<b>8706</b>	<b>4070</b>		280 D	14	<b>5+5</b>
55-46			Optional - P.T.O.	84 -> 88			<b>4095</b>		280 R	10	
55-46			Optional - Main Disc	84 -> 88			<b>3462</b>		280 D	14	<b>6+6</b>
55-46			Optional - P.T.O.	84 -> 88			<b>4095</b>		280 R	10	
<b>55-46 / LM FIATAGRI</b>											
55-56 / LM	40 kW		Main Disc	84 -> 88			<b>4054</b>	<b>7722</b>	280 R	14	
55-56 / LM	40 kW		P.T.O.	84 -> 88			<b>4095</b>		280 R	10	
55-56 / LM	40 kW		Optional - Main Disc	84 -> 88			<b>4226</b>		280 D	14	
55-56 / LM	40 kW		Optional - P.T.O.	84 -> 88			<b>4095</b>		280 R	10	
55-56 / LM	40 kW		Main Disc	84 -> 88			<b>3882</b>	<b>7722</b>	280 R	14	<b>5+5</b>
55-56 / LM	40 kW		P.T.O.	84 -> 88			<b>4095</b>		280 R	10	
55-56 / LM	40 kW		Optional - Main Disc	84 -> 88		<b>8706</b>	<b>4070</b>		280 D	14	<b>5+5</b>
55-56 / LM	40 kW		Optional - P.T.O.	84 -> 88			<b>4095</b>		280 R	10	
55-56 / LM	40 kW		Optional - Main Disc	84 -> 88			<b>3462</b>		280 D	14	<b>6+6</b>
55-56 / LM	40 kW		Optional - P.T.O.	84 -> 88			<b>4095</b>		280 R	10	
<b>55-66 FIATAGRI</b>											
55-66	40 kW		Main Disc	84 -> 92			<b>4054</b>	<b>7722</b>	280 R	14	
55-66	40 kW		P.T.O.	84 -> 92			<b>4095</b>		280 R	10	
55-66	40 kW		Optional - Main Disc	84 -> 92			<b>4226</b>		280 D	14	
55-66	40 kW		Optional - P.T.O.	84 -> 92			<b>4095</b>		280 R	10	
55-66	40 kW		Main Disc	84 -> 92			<b>3882</b>	<b>7722</b>	280 R	14	<b>5+5</b>
55-66	40 kW		P.T.O.	84 -> 92			<b>4095</b>		280 R	10	
55-66	40 kW		Optional - Main Disc	84 -> 92		<b>8706</b>	<b>4070</b>		280 D	14	<b>5+5</b>
55-66	40 kW		Optional - P.T.O.	84 -> 92			<b>4095</b>		280 R	10	
55-66	40 kW		Optional - Main Disc	84 -> 92			<b>3462</b>		280 D	14	<b>6+6</b>
55-66	40 kW		Optional - P.T.O.	84 -> 92			<b>4095</b>		280 R	10	
<b>55-66 F FIATAGRI</b>											
55-66 F	40 kW		Main Disc	86 -> 90			<b>4173</b>	<b>7722</b>	250 D	18	
55-66 F	40 kW		P.T.O.	86 -> 90			<b>4179</b>		250 R	13	
<b>55-66 LP FIATAGRI</b>											
55-66 LP	40 kW		Main Disc	84 -> 88			<b>4054</b>	<b>7722</b>	280 R	14	
55-66 LP	40 kW		P.T.O.	84 -> 88			<b>4095</b>		280 R	10	
55-66 LP	40 kW		Optional - Main Disc	84 -> 88			<b>4226</b>		280 D	14	
55-66 LP	40 kW		Optional - P.T.O.	84 -> 88			<b>4095</b>		280 R	10	
55-66 LP	40 kW		Main Disc	84 -> 88			<b>3882</b>	<b>7722</b>	280 R	14	<b>5+5</b>
55-66 LP	40 kW		P.T.O.	84 -> 88			<b>4095</b>		280 R	10	
55-66 LP	40 kW		Optional - Main Disc	84 -> 88		<b>8706</b>	<b>4070</b>		280 D	14	<b>5+5</b>
55-66 LP	40 kW		Optional - P.T.O.	84 -> 88			<b>4095</b>		280 R	10	
55-66 LP	40 kW		Optional - Main Disc	84 -> 88			<b>3462</b>		280 D	14	<b>6+6</b>
55-66 LP	40 kW		Optional - P.T.O.	84 -> 88			<b>4095</b>		280 R	10	
<b>55-66 S FIATAGRI</b>											
55-66 S	40 kW		Main Disc	92 ->			<b>4218</b>	<b>7722</b>	280 D	18	
55-66 S	40 kW		P.T.O.	92 ->			<b>4331</b>		280 R	13	
<b>55-66 V FIATAGRI</b>											
55-66 V	40 kW		Main Disc	86 -> 90			<b>4173</b>	<b>7722</b>	250 D	18	
55-66 V	40 kW		P.T.O.	86 -> 90			<b>4179</b>		250 R	13	
<b>55-76 F / V FIATAGRI</b>											
55-76 F / V			Main Disc	90 -> 92			<b>4173</b>	<b>7722</b>	250 D	18	
55-76 F / V			P.T.O.	90 -> 92			<b>4179</b>		250 R	13	
<b>55-86 F / S / V FIATAGRI</b>											
55-86 F / S / V	40 kW		Main Disc	92 ->			<b>4173</b>	<b>7722</b>	250 D	18	
55-86 F / S / V	40 kW		P.T.O.	92 ->			<b>4179</b>		250 R	13	
<b>55-88 FIATAGRI</b>											
55-88			Main Disc	90 -> 92			<b>4054</b>	<b>7722</b>	280 R	14	
55-88			P.T.O.	90 -> 92			<b>4095</b>		280 R	10	
55-88			Optional - Main Disc	90 -> 92			<b>4226</b>		280 D	14	
55-88			Optional - P.T.O.	90 -> 92			<b>4095</b>		280 R	10	
55-88			Main Disc	90 -> 92			<b>3882</b>	<b>7722</b>	280 R	14	<b>5+5</b>




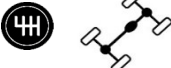








  Description	 Engine	 Gearbox - Chassis	 P.T.O.	 Year	 Code kit	 Code	 Code	 Code	 Code	 Z	 Pads
55-88			P.T.O.	90 -> 92			<b>4095</b>			280 R	10
55-88			Optional - Main Disc	90 -> 92		<b>8706</b>	<b>4070</b>			280 D	14 <b>5+5</b>
55-88			Optional - P.T.O.	90 -> 92			<b>4095</b>			280 R	10
55-88			Optional - Main Disc	90 -> 92			<b>3462</b>			280 D	14 <b>6+6</b>
55-88			Optional - P.T.O.	90 -> 92			<b>4095</b>			280 R	10
<b>55-90 FIATAGRI</b>											
55-90	40 kW		Main Disc	84 -> 90			<b>4054</b>	<b>7722</b>		280 R	14
55-90	40 kW		P.T.O.	84 -> 90			<b>4095</b>			280 R	10
55-90	40 kW		Optional - Main Disc	84 -> 90			<b>4226</b>			280 D	14
55-90	40 kW		Optional - P.T.O.	84 -> 90			<b>4095</b>			280 R	10
55-90	40 kW		Main Disc	84 -> 90			<b>3882</b>	<b>7722</b>		280 R	14 <b>5+5</b>
55-90	40 kW		P.T.O.	84 -> 90			<b>4095</b>			280 R	10
55-90	40 kW		Optional - Main Disc	84 -> 90		<b>8706</b>	<b>4070</b>			280 D	14 <b>5+5</b>
55-90	40 kW		Optional - P.T.O.	84 -> 90			<b>4095</b>			280 R	10
55-90	40 kW		Optional - Main Disc	84 -> 90			<b>3462</b>			280 D	14 <b>6+6</b>
55-90	40 kW		Optional - P.T.O.	84 -> 90			<b>4095</b>			280 R	10
<b>55-66 S FIATAGRI</b>											
56-66 S	40 kW		Main Disc	92 ->			<b>4218</b>	<b>7722</b>		280 D	18
56-66 S	40 kW		P.T.O.	92 ->			<b>4331</b>			280 R	13
<b>60 II / F AGRIFULL FIATAGRI</b>											
60 II / F AGRIFULL			Main Disc	84 -> 90			<b>4054</b>	<b>7722</b>		280 R	14
60 II / F AGRIFULL			P.T.O.	84 -> 90			<b>4095</b>			280 R	10
60 II / F AGRIFULL			Optional - Main Disc	84 -> 90			<b>4226</b>			280 D	14
60 II / F AGRIFULL			Optional - P.T.O.	84 -> 90			<b>4095</b>			280 R	10
60 II / F AGRIFULL			Main Disc	84 -> 90			<b>3882</b>	<b>7722</b>		280 R	14 <b>5+5</b>
60 II / F AGRIFULL			P.T.O.	84 -> 90			<b>4095</b>			280 R	10
60 II / F AGRIFULL			Optional - Main Disc	84 -> 90		<b>8706</b>	<b>4070</b>			280 D	14 <b>5+5</b>
60 II / F AGRIFULL			Optional - P.T.O.	84 -> 90			<b>4095</b>			280 R	10
60 II / F AGRIFULL			Optional - Main Disc	84 -> 90			<b>3462</b>			280 D	14 <b>6+6</b>
60 II / F AGRIFULL			Optional - P.T.O.	84 -> 90			<b>4095</b>			280 R	10
<b>60-46 FIATAGRI</b>											
60-46			Main Disc	84 -> 88			<b>4054</b>	<b>7722</b>		280 R	14
60-46			P.T.O.	84 -> 88			<b>4095</b>			280 R	10
60-46			Optional - Main Disc	84 -> 88			<b>4226</b>			280 D	14
60-46			Optional - P.T.O.	84 -> 88			<b>4095</b>			280 R	10
60-46			Main Disc	84 -> 88			<b>3882</b>	<b>7722</b>		280 R	14 <b>5+5</b>
60-46			P.T.O.	84 -> 88			<b>4095</b>			280 R	10
60-46			Optional - Main Disc	84 -> 88		<b>8706</b>	<b>4070</b>			280 D	14 <b>5+5</b>
60-46			Optional - P.T.O.	84 -> 88			<b>4095</b>			280 R	10
60-46			Optional - Main Disc	84 -> 88			<b>3462</b>			280 D	14 <b>6+6</b>
60-46			Optional - P.T.O.	84 -> 88			<b>4095</b>			280 R	10


























**New Holland** is a global brand of agricultural machinery produced by CNH Industrial. New Holland agricultural products include tractors, combine harvesters, balers, forage harvesters, self-propelled sprayers, haying tools, seeding equipment, hobby tractors, utility vehicles and implements, and grape harvesters. New Holland equipment is manufactured all around the world; the current administrative headquarters are in Turin, Italy, with New Holland, Pennsylvania serving as the brand's headquarters for North America and home of the largest hay tools production facility in the world.

























  Description	 Engine	 Gearbox - Chassis	 Year	 Code kit	 Code	 Code	 Code	 Z	 Pads
<b>60-56 FIATAGRI</b>									
60-56			Main Disc	89 ->			4054	7722	280 R 14
60-56			P.T.O.	89 ->			4095		280 R 10
60-56			Optional - Main Disc	89 ->			4226		280 D 14
60-56			Optional - P.T.O.	89 ->			4095		280 R 10
60-56			Main Disc	89 ->			3882	7722	280 R 14 5+5
60-56			P.T.O.	89 ->			4095		280 R 10
60-56			Optional - Main Disc	89 ->		8706	4070		280 D 14 5+5
60-56			Optional - P.T.O.	89 ->			4095		280 R 10
60-56			Optional - Main Disc	89 ->			3462		280 D 14 6+6
60-56			Optional - P.T.O.	89 ->			4095		280 R 10
<b>60-66 / F / LP / S FIATAGRI</b>									
60-66 / F / LP / S			Main Disc	84 ->			4054	7722	280 R 14
60-66 / F / LP / S			P.T.O.	84 ->			4095		280 R 10
60-66 / F / LP / S			Optional - Main Disc	84 ->			4226		280 D 14
60-66 / F / LP / S			Optional - P.T.O.	84 ->			4095		280 R 10
60-66 / F / LP / S			Main Disc	84 ->			3882	7722	280 R 14 5+5
60-66 / F / LP / S			P.T.O.	84 ->			4095		280 R 10
60-66 / F / LP / S			Optional - Main Disc	84 ->		8706	4070		280 D 14 5+5
60-66 / F / LP / S			Optional - P.T.O.	84 ->			4095		280 R 10
60-66 / F / LP / S			Optional - Main Disc	84 ->			3462		280 D 14 6+6
60-66 / F / LP / S			Optional - P.T.O.	84 ->			4095		280 R 10
<b>60-76 / F FIATAGRI</b>									
60-76 / F			Main Disc	90 -> 92			4054	7722	280 R 14
60-76 / F			P.T.O.	90 -> 92			4095		280 R 10
60-76 / F			Optional - Main Disc	90 -> 92			4226		280 D 14
60-76 / F			Optional - P.T.O.	90 -> 92			4095		280 R 10
60-76 / F			Main Disc	90 -> 92			3882	7722	280 R 14 5+5
60-76 / F			P.T.O.	90 -> 92			4095		280 R 10
60-76 / F			Optional - Main Disc	90 -> 92		8706	4070		280 D 14 5+5
60-76 / F			Optional - P.T.O.	90 -> 92			4095		280 R 10
60-76 / F			Optional - Main Disc	90 -> 92			3462		280 D 14 6+6
60-76 / F			Optional - P.T.O.	90 -> 92			4095		280 R 10
<b>60-86 / F / S / V FIATAGRI</b>									
60-86 / F / S / V	44 kW		Main Disc	92 ->			4218	7722	280 D 18
60-86 / F / S / V	44 kW		P.T.O.	92 ->			4331		280 R 13
<b>60-88 FIATAGRI</b>									
60-88			Main Disc	90 -> 92			4054	7722	280 R 14
60-88			P.T.O.	90 -> 92			4095		280 R 10
60-88			Optional - Main Disc	90 -> 92			4226		280 D 14
60-88			Optional - P.T.O.	90 -> 92			4095		280 R 10
60-88			Main Disc	90 -> 92			3882	7722	280 R 14 5+5
60-88			P.T.O.	90 -> 92			4095		280 R 10
60-88			Optional - Main Disc	90 -> 92		8706	4070		280 D 14 5+5
60-88			Optional - P.T.O.	90 -> 92			4095		280 R 10
60-88			Optional - Main Disc	90 -> 92			3462		280 D 14 6+6
60-88			Optional - P.T.O.	90 -> 92			4095		280 R 10
<b>60-90 FIATAGRI</b>									
60-90	44 kW		Main Disc	84 -> 90			4054	7722	280 R 14
60-90	44 kW		P.T.O.	84 -> 90			4095		280 R 10
60-90	44 kW		Optional - Main Disc	84 -> 90			4226		280 D 14
60-90	44 kW		Optional - P.T.O.	84 -> 90			4095		280 R 10
60-90	44 kW		Main Disc	84 -> 90			3882	7722	280 R 14 5+5
60-90	44 kW		P.T.O.	84 -> 90			4095		280 R 10
60-90	44 kW		Optional - Main Disc	84 -> 90		8706	4070		280 D 14 5+5
60-90	44 kW		Optional - P.T.O.	84 -> 90			4095		280 R 10
60-90	44 kW		Optional - Main Disc	84 -> 90			3462		280 D 14 6+6
60-90	44 kW		Optional - P.T.O.	84 -> 90			4095		280 R 10












  Description	 Engine	 Gearbox - Chassis		 Year	 Code kit	 Code	 Code	 Code	 Z	 Pads
<b>60-93 FIATAGRI</b>										
60-93			Main Disc	93 -> 95			4054	7722	280 R	14
60-93			P.T.O.	93 -> 95			4095		280 R	10
60-93			Optional - Main Disc	93 -> 95			4226		280 D	14
60-93			Optional - P.T.O.	93 -> 95			4095		280 R	10
60-93			Main Disc	93 -> 95			3882	7722	280 R	14 5+5
60-93			P.T.O.	93 -> 95			4095		280 R	10
60-93			Optional - Main Disc	93 -> 95		8706	4070		280 D	14 5+5
60-93			Optional - P.T.O.	93 -> 95			4095		280 R	10
60-93			Optional - Main Disc	93 -> 95			3462		280 D	14 6+6
60-93			Optional - P.T.O.	93 -> 95			4095		280 R	10
<b>60-94 FIATAGRI</b>										
60-94	44 kW		Main Disc	93 -> 95			4054	7722	280 R	14
60-94	44 kW		P.T.O.	93 -> 95			4095		280 R	10
60-94	44 kW		Optional - Main Disc	93 -> 95			4226		280 D	14
60-94	44 kW		Optional - P.T.O.	93 -> 95			4095		280 R	10
60-94	44 kW		Main Disc	93 -> 95			3882	7722	280 R	14 5+5
60-94	44 kW		P.T.O.	93 -> 95			4095		280 R	10
60-94	44 kW		Optional - Main Disc	93 -> 95		8706	4070		280 D	14 5+5
60-94	44 kW		Optional - P.T.O.	93 -> 95			4095		280 R	10
60-94	44 kW		Optional - Main Disc	93 -> 95			3462		280 D	14 6+6
60-94	44 kW		Optional - P.T.O.	93 -> 95			4095		280 R	10
<b>62-86 F FIATAGRI</b>										
62-86 F	44 kW		Main Disc	92 ->			4054	7722	280 R	14
62-86 F	44 kW		P.T.O.	92 ->			4095		280 R	10
62-86 F	44 kW		Optional - Main Disc	92 ->			4226		280 D	14
62-86 F	44 kW		Optional - P.T.O.	92 ->			4095		280 R	10
62-86 F	44 kW		Main Disc	92 ->			3882	7722	280 R	14 5+5
62-86 F	44 kW		P.T.O.	92 ->			4095		280 R	10
62-86 F	44 kW		Optional - Main Disc	92 ->		8706	4070		280 D	14 5+5
62-86 F	44 kW		Optional - P.T.O.	92 ->			4095		280 R	10
62-86 F	44 kW		Optional - Main Disc	92 ->			3462		280 D	14 6+6
62-86 F	44 kW		Optional - P.T.O.	92 ->			4095		280 R	10
<b>65-46 FIATAGRI</b>										
65-46			Main Disc	84 -> 88			4054	7722	280 R	14
65-46			P.T.O.	84 -> 88			4095		280 R	10
65-46			Optional - Main Disc	84 -> 88			4226		280 D	14
65-46			Optional - P.T.O.	84 -> 88			4095		280 R	10
65-46			Main Disc	84 -> 88			3882	7722	280 R	14 5+5
65-46			P.T.O.	84 -> 88			4095		280 R	10
65-46			Optional - Main Disc	84 -> 88		8706	4070		280 D	14 5+5
65-46			Optional - P.T.O.	84 -> 88			4095		280 R	10
65-46			Optional - Main Disc	84 -> 88			3462		280 D	14 6+6
65-46			Optional - P.T.O.	84 -> 88			4095		280 R	10
<b>65-56 FIATAGRI</b>										
65-56			Main Disc	89 ->			4054	7722	280 R	14
65-56			P.T.O.	89 ->			4095		280 R	10
65-56			Optional - Main Disc	89 ->			4226		280 D	14
65-56			Optional - P.T.O.	89 ->			4095		280 R	10
65-56			Main Disc	89 ->			3882	7722	280 R	14 5+5
65-56			P.T.O.	89 ->			4095		280 R	10
65-56			Optional - Main Disc	89 ->		8706	4070		280 D	14 5+5
65-56			Optional - P.T.O.	89 ->			4095		280 R	10
65-56			Optional - Main Disc	89 ->			3462		280 D	14 6+6
65-56			Optional - P.T.O.	89 ->			4095		280 R	10












  Description	 Engine	 Gearbox - Chassis	 Year	 Code kit	 Code	 Code	 Code	 Z	 Pads
<b>65-66 F / S / V FIATAGRI</b>									
65-66 F / S / V			Main Disc	87 ->			4054	7722	280 R 14
65-66 F / S / V			P.T.O.	87 ->			4095		280 R 10
65-66 F / S / V			Optional - Main Disc	87 ->			4226		280 D 14
65-66 F / S / V			Optional - P.T.O.	87 ->			4095		280 R 10
65-66 F / S / V			Main Disc	87 ->			3882	7722	280 R 14 5+5
65-66 F / S / V			P.T.O.	87 ->			4095		280 R 10
65-66 F / S / V			Optional - Main Disc	87 ->		8706	4070		280 D 14 5+5
65-66 F / S / V			Optional - P.T.O.	87 ->			4095		280 R 10
65-66 F / S / V			Optional - Main Disc	87 ->			3462		280 D 14 6+6
65-66 F / S / V			Optional - P.T.O.	87 ->			4095		280 R 10
<b>65-88 FIATAGRI</b>									
65-88			Main Disc	87 ->			4054	7722	280 R 14
65-88			P.T.O.	87 ->			4095		280 R 10
65-88			Optional - Main Disc	87 ->			4226		280 D 14
65-88			Optional - P.T.O.	87 ->			4095		280 R 10
65-88			Main Disc	87 ->			3882	7722	280 R 14 5+5
65-88			P.T.O.	87 ->			4095		280 R 10
65-88			Optional - Main Disc	87 ->		8706	4070		280 D 14 5+5
65-88			Optional - P.T.O.	87 ->			4095		280 R 10
65-88			Optional - Main Disc	87 ->			3462		280 D 14 6+6
65-88			Optional - P.T.O.	87 ->			4095		280 R 10
<b>65-90 FIATAGRI</b>									
65-90			Main Disc	87 ->			4054	7722	280 R 14
65-90			P.T.O.	87 ->			4095		280 R 10
65-90			Optional - Main Disc	87 ->			4226		280 D 14
65-90			Optional - P.T.O.	87 ->			4095		280 R 10
65-90			Main Disc	87 ->			3882	7722	280 R 14 5+5
65-90			P.T.O.	87 ->			4095		280 R 10
65-90			Optional - Main Disc	87 ->		8706	4070		280 D 14 5+5
65-90			Optional - P.T.O.	87 ->			4095		280 R 10
65-90			Optional - Main Disc	87 ->			3462		280 D 14 6+6
65-90			Optional - P.T.O.	87 ->			4095		280 R 10
<b>65-93 FIATAGRI</b>									
65-93			Main Disc	93 -> 95			4054	7722	280 R 14
65-93			P.T.O.	93 -> 95			4095		280 R 10
65-93			Optional - Main Disc	93 -> 95			4226		280 D 14
65-93			Optional - P.T.O.	93 -> 95			4095		280 R 10
65-93			Main Disc	93 -> 95			3882	7722	280 R 14 5+5
65-93			P.T.O.	93 -> 95			4095		280 R 10
65-93			Optional - Main Disc	93 -> 95		8706	4070		280 D 14 5+5
65-93			Optional - P.T.O.	93 -> 95			4095		280 R 10
65-93			Optional - Main Disc	93 -> 95			3462		280 D 14 6+6
65-93			Optional - P.T.O.	93 -> 95			4095		280 R 10
<b>65-94 FIATAGRI</b>									
65-94	48 kW		Main Disc	93 -> 95			4054	7722	280 R 14
65-94	48 kW		P.T.O.	93 -> 95			4095		280 R 10
65-94	48 kW		Optional - Main Disc	93 -> 95			4226		280 D 14
65-94	48 kW		Optional - P.T.O.	93 -> 95			4095		280 R 10
65-94	48 kW		Main Disc	93 -> 95			3882	7722	280 R 14 5+5
65-94	48 kW		P.T.O.	93 -> 95			4095		280 R 10
65-94	48 kW		Optional - Main Disc	93 -> 95		8706	4070		280 D 14 5+5
65-94	48 kW		Optional - P.T.O.	93 -> 95			4095		280 R 10
65-94	48 kW		Optional - Main Disc	93 -> 95			3462		280 D 14 6+6
65-94	48 kW		Optional - P.T.O.	93 -> 95			4095		280 R 10

 										
Description	Engine	Gearbox - Chassis		Year	Code kit	Code	Code	Code	Z	Pads
<b>70 II / F AGRIFULL FIATAGRI</b>										
70 II / F AGRIFULL			Main Disc	93 -> 95			4054	7722	280 R	14
70 II / F AGRIFULL			P.T.O.	93 -> 95			4095		280 R	10
70 II / F AGRIFULL			Optional - Main Disc	93 -> 95			4226		280 D	14
70 II / F AGRIFULL			Optional - P.T.O.	93 -> 95			4095		280 R	10
70 II / F AGRIFULL			Main Disc	93 -> 95			3882	7722	280 R	14 5+5
70 II / F AGRIFULL			P.T.O.	93 -> 95			4095		280 R	10
70 II / F AGRIFULL			Optional - Main Disc	93 -> 95		8706	4070		280 D	14 5+5
70 II / F AGRIFULL			Optional - P.T.O.	93 -> 95			4095		280 R	10
70 II / F AGRIFULL			Optional - Main Disc	93 -> 95			3462		280 D	14 6+6
70 II / F AGRIFULL			Optional - P.T.O.	93 -> 95			4095		280 R	10
<b>70-56 FIATAGRI</b>										
70-56			Main Disc	89 ->			4054	7722	280 R	14
70-56			P.T.O.	89 ->			4095		280 R	10
70-56			Optional - Main Disc	89 ->			4226		280 D	14
70-56			Optional - P.T.O.	89 ->			4095		280 R	10
70-56			Main Disc	89 ->			3882	7722	280 R	14 5+5
70-56			P.T.O.	89 ->			4095		280 R	10
70-56			Optional - Main Disc	89 ->		8706	4070		280 D	14 5+5
70-56			Optional - P.T.O.	89 ->			4095		280 R	10
70-56			Optional - Main Disc	89 ->			3462		280 D	14 6+6
70-56			Optional - P.T.O.	89 ->			4095		280 R	10
<b>70-66 / F / LP / V FIATAGRI</b>										
70-66 / F / LP / V 70-66 / S			Main Disc	84 ->			4054	7722	280 R	14
70-66 / F / LP / V 70-66 / S			P.T.O.	84 ->			4095		280 R	10
70-66 / F / LP / V 70-66 / S			Optional - Main Disc	84 ->			4226		280 D	14
70-66 / F / LP / V 70-66 / S			Optional - P.T.O.	84 ->			4095		280 R	10
70-66 / F / LP / V 70-66 / S			Main Disc	84 ->			3882	7722	280 R	14 5+5
70-66 / F / LP / V 70-66 / S			P.T.O.	84 ->			4095		280 R	10
70-66 / F / LP / V 70-66 / S			Optional - Main Disc	84 ->		8706	4070		280 D	14 5+5
70-66 / F / LP / V 70-66 / S			Optional - P.T.O.	84 ->			4095		280 R	10
70-66 / F / LP / V 70-66 / S			Optional - Main Disc	84 ->			3462		280 D	14 6+6
70-66 / F / LP / V 70-66 / S			Optional - P.T.O.	84 ->			4095		280 R	10
<b>70-76 / F / LP / V FIATAGRI</b>										
70-76 / F / LP / P			Main Disc	90 -> 92			4054	7722	280 R	14
70-76 / F / LP / P			P.T.O.	90 -> 92			4095		280 R	10
70-76 / F / LP / P			Optional - Main Disc	90 -> 92			4226		280 D	14
70-76 / F / LP / P			Optional - P.T.O.	90 -> 92			4095		280 R	10
70-76 / F / LP / P			Main Disc	90 -> 92			3882	7722	280 R	14 5+5
70-76 / F / LP / P			P.T.O.	90 -> 92			4095		280 R	10
70-76 / F / LP / P			Optional - Main Disc	90 -> 92		8706	4070		280 D	14 5+5
70-76 / F / LP / P			Optional - P.T.O.	90 -> 92			4095		280 R	10
70-76 / F / LP / P			Optional - Main Disc	90 -> 92			3462		280 D	14 6+6
70-76 / F / LP / P			Optional - P.T.O.	90 -> 92			4095		280 R	10
<b>70-86 S / V FIATAGRI</b>										
70-86 S / V	51 kW		Main Disc	92 ->			4218	7722	280 D	18
70-86 S / V	51 kW		P.T.O.	92 ->			4331		280 R	13
<b>70-88 FIATAGRI</b>										
70-88			Main Disc	90 -> 92			4054	7722	280 R	14
70-88			P.T.O.	90 -> 92			4095		280 R	10
70-88			Optional - Main Disc	90 -> 92			4226		280 D	14
70-88			Optional - P.T.O.	90 -> 92			4095		280 R	10
70-88			Main Disc	90 -> 92			3882	7722	280 R	14 5+5
70-88			P.T.O.	90 -> 92			4095		280 R	10
70-88			Optional - Main Disc	90 -> 92		8706	4070		280 D	14 5+5
70-88			Optional - P.T.O.	90 -> 92			4095		280 R	10
70-88			Optional - Main Disc	90 -> 92			3462		280 D	14 6+6
70-88			Optional - P.T.O.	90 -> 92			4095		280 R	10



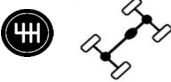







  Description	 Engine	 Gearbox - Chassis	 Year	 Code kit	 Code	 Code	 Code	 Z	 Pads
<b>70-90 FIATAGRI</b>									
70-90	51 kW		Main Disc	84 -> 92			4054	7722	280 R 14
70-90	51 kW		P.T.O.	84 -> 92			4095		280 R 10
70-90	51 kW		Optional - Main Disc	84 -> 92			4226		280 D 14
70-90	51 kW		Optional - P.T.O.	84 -> 92			4095		280 R 10
70-90	51 kW		Main Disc	84 -> 92			3882	7722	280 R 14 5+5
70-90	51 kW		P.T.O.	84 -> 92			4095		280 R 10
70-90	51 kW		Optional - Main Disc	84 -> 92		8706	4070		280 D 14 5+5
70-90	51 kW		Optional - P.T.O.	84 -> 92			4095		280 R 10
70-90	51 kW		Optional - Main Disc	84 -> 92			3462		280 D 14 6+6
70-90	51 kW		Optional - P.T.O.	84 -> 92			4095		280 R 10
<b>72-86 F / LP FIATAGRI</b>									
72-86 F / LP	51 kW		Main Disc	92 ->			4054	7722	280 R 14
72-86 F / LP	51 kW		P.T.O.	92 ->			4095		280 R 10
72-86 F / LP	51 kW		Optional - Main Disc	92 ->			4226		280 D 14
72-86 F / LP	51 kW		Optional - P.T.O.	92 ->			4095		280 R 10
72-86 F / LP	51 kW		Main Disc	92 ->			3882	7722	280 R 14 5+5
72-86 F / LP	51 kW		P.T.O.	92 ->			4095		280 R 10
72-86 F / LP	51 kW		Optional - Main Disc	92 ->		8706	4070		280 D 14 5+5
72-86 F / LP	51 kW		Optional - P.T.O.	92 ->			4095		280 R 10
72-86 F / LP	51 kW		Optional - Main Disc	92 ->			3462		280 D 14 6+6
72-86 F / LP	51 kW		Optional - P.T.O.	92 ->			4095		280 R 10
<b>72-93 FIATAGRI</b>									
72-93			Main Disc	93 -> 95			4054	7722	280 R 14
72-93			P.T.O.	93 -> 95			4095		280 R 10
72-93			Optional - Main Disc	93 -> 95			4226		280 D 14
72-93			Optional - P.T.O.	93 -> 95			4095		280 R 10
72-93			Main Disc	93 -> 95			3882	7722	280 R 14 5+5
72-93			P.T.O.	93 -> 95			4095		280 R 10
72-93			Optional - Main Disc	93 -> 95		8706	4070		280 D 14 5+5
72-93			Optional - P.T.O.	93 -> 95			4095		280 R 10
72-93			Optional - Main Disc	93 -> 95			3462		280 D 14 6+6
72-93			Optional - P.T.O.	93 -> 95			4095		280 R 10
<b>72-94 FIATAGRI</b>									
72-94	51 kW		Main Disc	93 -> 95			4054	7722	280 R 14
72-94	51 kW		P.T.O.	93 -> 95			4095		280 R 10
72-94	51 kW		Optional - Main Disc	93 -> 95			4226		280 D 14
72-94	51 kW		Optional - P.T.O.	93 -> 95			4095		280 R 10
72-94	51 kW		Main Disc	93 -> 95			3882	7722	280 R 14 5+5
72-94	51 kW		P.T.O.	93 -> 95			4095		280 R 10
72-94	51 kW		Optional - Main Disc	93 -> 95		8706	4070		280 D 14 5+5
72-94	51 kW		Optional - P.T.O.	93 -> 95			4095		280 R 10
72-94	51 kW		Optional - Main Disc	93 -> 95			3462		280 D 14 6+6
72-94	51 kW		Optional - P.T.O.	93 -> 95			4095		280 R 10
<b>80 II / F AGRIFULL FIATAGRI</b>									
80 II / F AGRIFULL			Main Disc	93 -> 95			4054	7722	280 R 14
80 II / F AGRIFULL			P.T.O.	93 -> 95			4095		280 R 10
80 II / F AGRIFULL			Optional - Main Disc	93 -> 95			4226		280 D 14
80 II / F AGRIFULL			Optional - P.T.O.	93 -> 95			4095		280 R 10
80 II / F AGRIFULL			Main Disc	93 -> 95			3882	7722	280 R 14 5+5
80 II / F AGRIFULL			P.T.O.	93 -> 95			4095		280 R 10
80 II / F AGRIFULL			Optional - Main Disc	93 -> 95		8706	4070		280 D 14 5+5
80 II / F AGRIFULL			Optional - P.T.O.	93 -> 95			4095		280 R 10
80 II / F AGRIFULL			Optional - Main Disc	93 -> 95			3462		280 D 14 6+6
80 II / F AGRIFULL			Optional - P.T.O.	93 -> 95			4095		280 R 10














  Description	 Engine	 Gearbox - Chassis	 Year	 Code kit	 Code	 Code	 Code	 Z	 Pads
<b>80-66 / F / S FIATAGRI</b>									
80-66 / F / S			Main Disc	84 ->			4054	7722	280 R 14
80-66 / F / S			P.T.O.	84 ->			4095		280 R 10
80-66 / F / S			Optional - Main Disc	84 ->			4226		280 D 14
80-66 / F / S			Optional - P.T.O.	84 ->			4095		280 R 10
80-66 / F / S			Main Disc	84 ->			3882	7722	280 R 14 5+5
80-66 / F / S			P.T.O.	84 ->			4095		280 R 10
80-66 / F / S			Optional - Main Disc	84 ->		8706	4070		280 D 14 5+5
80-66 / F / S			Optional - P.T.O.	84 ->			4095		280 R 10
80-66 / F / S			Optional - Main Disc	84 ->			3462		280 D 14 6+6
80-66 / F / S			Optional - P.T.O.	84 ->			4095		280 R 10
<b>80-76 FIATAGRI</b>									
80-76			Main Disc	90 -> 92			4054	7722	280 R 14
80-76			P.T.O.	90 -> 92			4095		280 R 10
80-76			Optional - Main Disc	90 -> 92			4226		280 D 14
80-76			Optional - P.T.O.	90 -> 92			4095		280 R 10
80-76			Main Disc	90 -> 92			3882	7722	280 R 14 5+5
80-76			P.T.O.	90 -> 92			4095		280 R 10
80-76			Optional - Main Disc	90 -> 92		8706	4070		280 D 14 5+5
80-76			Optional - P.T.O.	90 -> 92			4095		280 R 10
80-76			Optional - Main Disc	90 -> 92			3462		280 D 14 6+6
80-76			Optional - P.T.O.	90 -> 92			4095		280 R 10
<b>80-88 FIATAGRI</b>									
80-88			Main Disc	90 -> 92			4054	7722	280 R 14
80-88			P.T.O.	90 -> 92			4095		280 R 10
80-88			Optional - Main Disc	90 -> 92			4226		280 D 14
80-88			Optional - P.T.O.	90 -> 92			4095		280 R 10
80-88			Main Disc	90 -> 92			3882	7722	280 R 14 5+5
80-88			P.T.O.	90 -> 92			4095		280 R 10
80-88			Optional - Main Disc	90 -> 92		8706	4070		280 D 14 5+5
80-88			Optional - P.T.O.	90 -> 92			4095		280 R 10
80-88			Optional - Main Disc	90 -> 92			3462		280 D 14 6+6
80-88			Optional - P.T.O.	90 -> 92			4095		280 R 10
<b>80-90 FIATAGRI</b>									
80-90	59 kW		Main Disc	84 -> 92			4054	7722	280 R 14
80-90	59 kW		P.T.O.	84 -> 92			4095		280 R 10
80-90	59 kW		Optional - Main Disc	84 -> 92			4226		280 D 14
80-90	59 kW		Optional - P.T.O.	84 -> 92			4095		280 R 10
80-90	59 kW		Main Disc	84 -> 92			3882	7722	280 R 14 5+5
80-90	59 kW		P.T.O.	84 -> 92			4095		280 R 10
80-90	59 kW		Optional - Main Disc	84 -> 92		8706	4070		280 D 14 5+5
80-90	59 kW		Optional - P.T.O.	84 -> 92			4095		280 R 10
80-90	59 kW		Optional - Main Disc	84 -> 92			3462		280 D 14 6+6
80-90	59 kW		Optional - P.T.O.	84 -> 92			4095		280 R 10
<b>82-86 / F / LP FIATAGRI</b>									
82-86 / F / LP	59 kW		Main Disc	92 ->			4054	7722	280 R 14
82-86 / F / LP	59 kW		P.T.O.	92 ->			4095		280 R 10
82-86 / F / LP	59 kW		Optional - Main Disc	92 ->			4226		280 D 14
82-86 / F / LP	59 kW		Optional - P.T.O.	92 ->			4095		280 R 10
82-86 / F / LP	59 kW		Main Disc	92 ->			3882	7722	280 R 14 5+5
82-86 / F / LP	59 kW		P.T.O.	92 ->			4095		280 R 10
82-86 / F / LP	59 kW		Optional - Main Disc	92 ->		8706	4070		280 D 14 5+5
82-86 / F / LP	59 kW		Optional - P.T.O.	92 ->			4095		280 R 10
82-86 / F / LP	59 kW		Optional - Main Disc	92 ->			3462		280 D 14 6+6
82-86 / F / LP	59 kW		Optional - P.T.O.	92 ->			4095		280 R 10












  Description	 Engine	 Gearbox - Chassis	 Year	 Code kit	 Code	 Code	 Code	 Z	 Pads
<b>82-93 FIATAGRI</b>									
82-93			Main Disc	93 > 95			4054	7722	280 R 14
82-93			P.T.O.	93 > 95			4095		280 R 10
82-93			Optional - Main Disc	93 > 95			4226		280 D 14
82-93			Optional - P.T.O.	93 > 95			4095		280 R 10
82-93			Main Disc	93 > 95			3882	7722	280 R 14 5+5
82-93			P.T.O.	93 > 95			4095		280 R 10
82-93			Optional - Main Disc	93 > 95		8706	4070		280 D 14 5+5
82-93			Optional - P.T.O.	93 > 95			4095		280 R 10
82-93			Optional - Main Disc	93 > 95			3462		280 D 14 6+6
82-93			Optional - P.T.O.	93 > 95			4095		280 R 10
<b>82-94 FIATAGRI</b>									
82-94	59 kW		Main Disc	93 > 95			4054	7722	280 R 14
82-94	59 kW		P.T.O.	93 > 95			4095		280 R 10
82-94	59 kW		Optional - Main Disc	93 > 95			4226		280 D 14
82-94	59 kW		Optional - P.T.O.	93 > 95			4095		280 R 10
82-94	59 kW		Main Disc	93 > 95			3882	7722	280 R 14 5+5
82-94	59 kW		P.T.O.	93 > 95			4095		280 R 10
82-94	59 kW		Optional - Main Disc	93 > 95		8706	4070		280 D 14 5+5
82-94	59 kW		Optional - P.T.O.	93 > 95			4095		280 R 10
82-94	59 kW		Optional - Main Disc	93 > 95			3462		280 D 14 6+6
82-94	59 kW		Optional - P.T.O.	93 > 95			4095		280 R 10
<b>85-90 FIATAGRI</b>									
85-90			Main Disc	89 > 92			4054	7722	280 R 14
85-90			P.T.O.	89 > 92			4095		280 R 10
85-90			Optional - Main Disc	89 > 92			4226		280 D 14
85-90			Optional - P.T.O.	89 > 92			4095		280 R 10
85-90			Main Disc	89 > 92			3882	7722	280 R 14 5+5
85-90			P.T.O.	89 > 92			4095		280 R 10
85-90			Optional - Main Disc	89 > 92		8706	4070		280 D 14 5+5
85-90			Optional - P.T.O.	89 > 92			4095		280 R 10
85-90			Optional - Main Disc	89 > 92			3462		280 D 14 6+6
85-90			Optional - P.T.O.	89 > 92			4095		280 R 10
<b>88-93 FIATAGRI</b>									
88-93			Main Disc	93 > 95			4054	7722	280 R 14
88-93			P.T.O.	93 > 95			4095		280 R 10
88-93			Optional - Main Disc	93 > 95			4226		280 D 14
88-93			Optional - P.T.O.	93 > 95			4095		280 R 10
88-93			Main Disc	93 > 95			3882	7722	280 R 14 5+5
88-93			P.T.O.	93 > 95			4095		280 R 10
88-93			Optional - Main Disc	93 > 95		8706	4070		280 D 14 5+5
88-93			Optional - P.T.O.	93 > 95			4095		280 R 10
88-93			Optional - Main Disc	93 > 95			3462		280 D 14 6+6
88-93			Optional - P.T.O.	93 > 95			4095		280 R 10
<b>88-94 FIATAGRI</b>									
88-94	62 kW		Main Disc	93 > 95			4054	7722	280 R 14
88-94	62 kW		P.T.O.	93 > 95			4095		280 R 10
88-94	62 kW		Optional - Main Disc	93 > 95			4226		280 D 14
88-94	62 kW		Optional - P.T.O.	93 > 95			4095		280 R 10
88-94	62 kW		Main Disc	93 > 95			3882	7722	280 R 14 5+5
88-94	62 kW		P.T.O.	93 > 95			4095		280 R 10
88-94	62 kW		Optional - Main Disc	93 > 95			4070		280 D 14 5+5
88-94	62 kW		Optional - P.T.O.	93 > 95			4095		280 R 10
88-94	62 kW		Optional - Main Disc	93 > 95		8706	3462		280 D 14 6+6
88-94	62 kW		Optional - P.T.O.	93 > 95			4095		280 R 10













  Description	 Engine	 Gearbox - Chassis	 Year	 Code kit	 Code	 Code	 Code	 Z	 Pads
<b>90 / S FIATAGRI</b>									
90 / S						4118	7722	310 R	16 8+8
90 / S						4192		310 R	10
90 / S					8707	4213		310 D	16 8+8
90 / S						4192		310 R	10
<b>90-90 / F / S FIATAGRI</b>									
90-90 / F / S	66 kW		84 -> 91			4118	7722	310 R	16 8+8
90-90 / F / S	66 kW		84 -> 91			4192		310 R	10
90-90 / F / S	66 kW		84 -> 91		8707	4213		310 D	16 8+8
90-90 / F / S	66 kW		84 -> 91			4192		310 R	10
<b>90-95 FIATAGRI</b>									
90-95						4118	7722	310 R	16 8+8
90-95						4192		310 R	10
90-95					8707	4213		310 D	16 8+8
90-95						4192		310 R	10
90-95	72 kW					4118	7722	310 R	16 8+8
90-95	72 kW					4192		310 R	10
90-95	72 kW				8707	4213		310 D	16 8+8
90-95	72 kW					4192		310 R	10
<b>100-90 / F / S FIATAGRI</b>									
100-90 / F / S	74 kW		84 ->			4118	7722	310 R	16 8+8
100-90 / F / S	74 kW		84 ->			4192		310 R	10
100-90 / F / S	74 kW		84 ->		8707	4213		310 D	16 8+8
100-90 / F / S	74 kW		84 ->			4192		310 R	10
<b>110-90 / S FIATAGRI</b>									
110-90 / S	80 kW		84 ->			4118	7722	310 R	16 8+8
110-90 / S	80 kW		84 ->			4192		310 R	10
110-90 / S	80 kW		84 ->		8707	4213		310 D	16 8+8
110-90 / S	80 kW		84 ->			4192		310 R	10
110-90 / S	80 kW		84 ->		8707	4213		310 D	16 8+8
110-90 / S	80 kW		84 ->			4192		310 R	10
<b>115-90 FIATAGRI</b>									
115-90	85 kW		84 -> 90			4099	7724	350 D	18 8+8
115-90	85 kW		84 -> 90			4316	7745	310 R	18 8+8
115-90	85 kW		84 -> 90			3746	7741	310 R	11
<b>130-90 FIATAGRI</b>									
130-90	95 kW		84 -> 90			4099	7724	350 D	18 8+8
130-90	95 kW	Powershift - Chass. -> C3289	84 -> 90			4340		350 D	14 8+8
130-90	95 kW	Powershift - Chass. D3289 ->	84 -> 90					350	14
<b>140-90 FIATAGRI</b>									
140-90	95 kW		84 ->			4099	7724	350 D	18 8+8
140-90	95 kW	Powershift - Chass. -> C3289	84 -> 95			4340		350 D	14 8+8
140-90	95 kW	Powershift - Chass. D3289 ->	84 -> 95					350	14
<b>160-90 FIATAGRI</b>									
160-90	118 kW	Chass. -> C3218	84 -> 95			4214	7741	310 D	18 6+6
160-90	118 kW	Chass. -> C3218	84 -> 95			4214		310 D	18 6+6
160-90	118 kW	Chass. D3218 ->	84 -> 95			4214		310 D	18 6+6
160-90	118 kW	Chass. D3218 ->	84 -> 95			4214		310 D	18 6+6
160-90	118 kW	Powershift - Chass. -> C3289	84 -> 95			4340		350 D	14 8+8
160-90	118 kW	Powershift - Chass. D3289 ->	84 -> 95					350	14
<b>180-90 FIATAGRI</b>									
180-90	118 kW	Chass. -> C3218	84 -> 95			4214	7741	310 D	18 6+6
180-90	118 kW	Chass. -> C3218	84 -> 95			4214		310 D	18 6+6
180-90	118 kW	Chass. D3218 ->	84 -> 95			4214		310 D	18 6+6
180-90	118 kW	Chass. D3218 ->	84 -> 95			4214		310 D	18 6+6
180-90	118 kW	Powershift - Chass. -> C3289	84 -> 95			4340		350 D	14 8+8
180-90	118 kW	Powershift - Chass. D3289 ->	84 -> 95					350	14




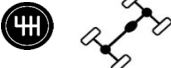






















 										
Description	Engine	Gearbox - Chassis		Year	Code kit	Code	Code	Code	Z	Pads
<b>300 Serie FIATAGRI</b>										
366			Main Disc				4173	7722	250 D	18
366			P.T.O.				4179		250 R	13
<b>400 Serie FIATAGRI</b>										
446 - 450/S - 466	35 kW		Main Disc				4054	7722	280 R	14
446 - 450/S - 466	35 kW		P.T.O.				4095		280 R	10
446 - 450/S - 466	35 kW		Optional - Main Disc				4226		280 D	14
446 - 450/S - 466	35 kW		Optional - P.T.O.				4095		280 R	10
446 - 450/S - 466	35 kW		Main Disc				3882	7722	280 R	14 5+5
446 - 450/S - 466	35 kW		P.T.O.				4095		280 R	10
446 - 450/S - 466	35 kW		Optional - Main Disc			8706	4070		280 D	14 5+5
446 - 450/S - 466	35 kW		Optional - P.T.O.				4095		280 R	10
446 - 450/S - 466	35 kW		Optional - Main Disc				3462		280 D	14 6+6
446 - 450/S - 466	35 kW		Optional - P.T.O.				4095		280 R	10
470			Main Disc				4049		225 R	18
470			P.T.O.				3736		225 R	13
480			Main Disc				4054	7722	280 R	14
480			P.T.O.				4095		280 R	10
480			Optional - Main Disc				4226		280 D	14
480			Optional - P.T.O.				4095		280 R	10
480			Main Disc				3882	7722	280 R	14 5+5
480			P.T.O.				4095		280 R	10
480			Optional - Main Disc			8706	4070		280 D	14 5+5
480			Optional - P.T.O.				4095		280 R	10
480			Optional - Main Disc				3462		280 D	14 6+6
<b>500 Serie FIATAGRI</b>										
500 - 530 - 540 - 550 - 566 - 570 - 580			Main Disc				4054	7722	280 R	14
500 - 530 - 540 - 550 - 566 - 570 - 580			P.T.O.				4095		280 R	10
500 - 530 - 540 - 550 - 566 - 570 - 580			Optional - Main Disc				4226		280 D	14
500 - 530 - 540 - 550 - 566 - 570 - 580			Optional - P.T.O.				4095		280 R	10
500 - 530 - 540 - 550 - 566 - 570 - 580			Main Disc				3882	7722	280 R	14 5+5
500 - 530 - 540 - 550 - 566 - 570 - 580			P.T.O.				4095		280 R	10
500 - 530 - 540 - 550 - 566 - 570 - 580			Optional - Main Disc			8706	4070		280 D	14 5+5
500 - 530 - 540 - 550 - 566 - 570 - 580			Optional - P.T.O.				4095		280 R	10
500 - 530 - 540 - 550 - 566 - 570 - 580			Optional - Main Disc				3462		280 D	14 6+6
500 - 530 - 540 - 550 - 566 - 570 - 580			Optional - P.T.O.				4095		280 R	10
<b>600 Serie FIATAGRI</b>										
600 - 640	47 kW		Main Disc				4054	7722	280 R	14
600 - 640	47 kW		P.T.O.				4095		280 R	10
600 - 640	47 kW		Optional - Main Disc				4226		280 D	14
600 - 640	47 kW		Optional - P.T.O.				4095		280 R	10
600 - 640	47 kW		Main Disc				3882	7722	280 R	14 5+5
600 - 640	47 kW		P.T.O.				4095		280 R	10
600 - 640	47 kW		Optional - Main Disc			8706	4070		280 D	14 5+5
600 - 640	47 kW		Optional - P.T.O.				4095		280 R	10
600 - 640	47 kW		Optional - Main Disc				3462		280 D	14 6+6
600 - 640	47 kW		Optional - P.T.O.				4095		280 R	10
650			Main Disc				1404		310 D	16 6+6
650			P.T.O.				1093	P003	310 R	11
650			Main Disc				0927	P003	280 R	18
650			P.T.O.				0937		310 R	12
666 - 670 - 680			Main Disc				4054	7722	280 R	14
666 - 670 - 680			P.T.O.				4095		280 R	10
666 - 670 - 680			Optional - Main Disc				4226		280 D	14
666 - 670 - 680			Optional - P.T.O.				4095		280 R	10
666 - 670 - 680			Main Disc				3882	7722	280 R	14 5+5
666 - 670 - 680			P.T.O.				4095		280 R	10
666 - 670 - 680			Optional - Main Disc			8706	4070		280 D	14 5+5













  Description	 Engine	  Gearbox - Chassis	 Optional - P.T.O.	 Year	 Code kit	 Code	 Code	 Code	 Z	 Pads
666 - 670 - 680			Optional - P.T.O.				<b>4095</b>		280 R	10
666 - 670 - 680			Optional - Main Disc				<b>3462</b>		280 D	14 <b>6+6</b>
666 - 670 - 680			Optional - P.T.O.				<b>4095</b>		280 R	10
680			Main Disc				<b>4119</b>		280 R	14 <b>5+5</b>
680			P.T.O.				<b>4095</b>	<b>P006</b>	280 R	10 <b>6+6</b>
<b>700 Serie FIATAGRI</b>										
740			Main Disc				<b>4054</b>	<b>7722</b>	280 R	14
740			P.T.O.				<b>4095</b>		280 R	10
740			Optional - Main Disc				<b>4226</b>		280 D	14
740			Optional - P.T.O.				<b>4095</b>		280 R	10
740			Main Disc				<b>3882</b>	<b>7722</b>	280 R	14 <b>5+5</b>
740			P.T.O.				<b>4095</b>		280 R	10
740			Optional - Main Disc			<b>8706</b>	<b>4070</b>		280 D	14 <b>5+5</b>
740			Optional - P.T.O.				<b>4095</b>		280 R	10
740			Optional - Main Disc				<b>3462</b>		280 D	14 <b>6+6</b>
740			Optional - P.T.O.				<b>4095</b>		280 R	10
740			Main Disc				<b>4119</b>		280 R	14 <b>5+5</b>
740			P.T.O.				<b>4095</b>	<b>P006</b>	280 R	10 <b>6+6</b>
750			Main Disc				<b>1404</b>		310 D	16 <b>6+6</b>
750			P.T.O.				<b>1093</b>	<b>P003</b>	310 R	11
750			Main Disc				<b>0927</b>	<b>P003</b>	280 R	18
750			P.T.O.				<b>0937</b>		310 R	12
766			Main Disc				<b>4054</b>	<b>7722</b>	280 R	14
766			P.T.O.				<b>4095</b>		280 R	10
766			Optional - Main Disc				<b>4226</b>		280 D	14
766			Optional - P.T.O.				<b>4095</b>		280 R	10
766			Main Disc				<b>3882</b>	<b>7722</b>	280 R	14 <b>5+5</b>
766			P.T.O.				<b>4095</b>		280 R	10
766			Optional - Main Disc			<b>8706</b>	<b>4070</b>		280 D	14 <b>5+5</b>
766			Optional - P.T.O.				<b>4095</b>		280 R	10
766			Optional - Main Disc				<b>3462</b>		280 D	14 <b>6+6</b>
766			Optional - P.T.O.				<b>4095</b>		280 R	10
780	58 kW		Main Disc				<b>4054</b>	<b>7722</b>	280 R	14
780	58 kW		P.T.O.				<b>4095</b>		280 R	10
780	58 kW		Optional - Main Disc				<b>4226</b>		280 D	14
780	58 kW		Optional - P.T.O.				<b>4095</b>		280 R	10
780	58 kW		Main Disc				<b>3882</b>	<b>7722</b>	280 R	14 <b>5+5</b>
780	58 kW		P.T.O.				<b>4095</b>		280 R	10
780	58 kW		Optional - Main Disc			<b>8706</b>	<b>4070</b>		280 D	14 <b>5+5</b>
780	58 kW		Optional - P.T.O.				<b>4095</b>		280 R	10
780	58 kW		Optional - Main Disc				<b>3462</b>		280 D	14 <b>6+6</b>
780	58 kW		Optional - P.T.O.				<b>4095</b>		280 R	10
780	58 kW		Main Disc				<b>4119</b>		280 R	14 <b>5+5</b>
780	58 kW		P.T.O.				<b>4095</b>	<b>P006</b>	280 R	10 <b>6+6</b>
<b>800 Serie FIATAGRI</b>										
840			Main Disc				<b>1426</b>		280 R	16 <b>5+5</b>
840			P.T.O.				<b>3169</b>		280 R	10
850	62 kW		Main Disc				<b>1426</b>		280 R	16 <b>5+5</b>
850	62 kW		P.T.O.				<b>3169</b>		280 R	10
880-4	64 kW		Main Disc				<b>3982</b>		310 R	16 <b>6+6</b>
880-4	64 kW		P.T.O.				<b>3984</b>		310 R	10
880-5			Main Disc				<b>4118</b>	<b>7722</b>	310 R	16 <b>8+8</b>
880-5			P.T.O.				<b>4192</b>		310 R	10
880-5			Optional - Main Disc			<b>8707</b>	<b>4213</b>		310 D	16 <b>8+8</b>
880-5			Optional - P.T.O.				<b>4192</b>		310 R	10













  Description	 Engine	 Gearbox - Chassis	 Year	 Code kit	 Code	 Code	 Code	 Z	 Pads
<b>900 Serie FIATAGRI</b>									
980	72 kW		Main Disc			<b>4118</b>	<b>7722</b>	310 R	16 <b>8+8</b>
980	72 kW		P.T.O.			<b>4192</b>		310 R	10
980	72 kW		Optional - Main Disc		<b>8707</b>	<b>4213</b>		310 D	16 <b>8+8</b>
980	72 kW		Optional - P.T.O.			<b>4192</b>		310 R	10
980	72 kW		Main Disc			<b>4118</b>		310 R	16 <b>8+8</b>
<b>1000 Serie FIATAGRI</b>									
1000 / SUPER	80 kW		Main Disc			<b>1416</b>	<b>7741</b>	330 R	16 <b>6+6</b>
1000 / SUPER	80 kW		P.T.O.			<b>1214</b>	<b>7745</b>	330 R	11
1105			Main Disc			<b>4118</b>		310 R	16 <b>8+8</b>
1105			P.T.O.			<b>4192</b>		310 R	10
1105			Optional - Main Disc			<b>4213</b>		310 D	16 <b>8+8</b>
1105			Optional - P.T.O.			<b>4192</b>		310 R	10
1180	85 kW					<b>4099</b>	<b>7724</b>	350 D	18 <b>8+8</b>
1180	85 kW		Main Disc			<b>4316</b>	<b>7741</b>	310 R	18 <b>8+8</b>
1180	85 kW		P.T.O.			<b>3746</b>	<b>7745</b>	310 R	11
1280						<b>4099</b>	<b>7724</b>	350 D	18 <b>8+8</b>
1300 / SUPER	110 kW								
1380	100 kW					<b>4099</b>	<b>7724</b>	350 D	18 <b>8+8</b>
1580	114 kW					<b>4099</b>	<b>7724</b>	350 D	18 <b>8+8</b>
1580	114 kW		Main Disc			<b>4214</b>	<b>7741</b>	310 D	18 <b>6+6</b>
1880	133 kW					<b>4099</b>	<b>7724</b>	350 D	18 <b>8+8</b>
1880	133 kW		Main Disc			<b>4214</b>	<b>7741</b>	310 D	18 <b>6+6</b>
<b>1000 Serie FORD COMPACT</b>									
1120	11 kW			87 ->					18
1210	11.9 kW			93 ->					18
1215	11.9 kW			87 ->					18
1220	12.5 kW			87 ->					18
1310	14 kW			83 ->					10
1310	14 kW		Optional	83 ->			<b>P015</b>		10 <b>4+4</b>
1310	14 kW		P.T.O.	83 ->				215	19
1310	14 kW		Main Disc	83 ->			<b>P015</b>	215	10
1310	14 kW		Optional - Main Disc	83 ->				215	10 <b>4+4</b>
1320	15 kW			87 ->				210	10
1320	15 kW		P.T.O.	87 ->				215	19
1320	15 kW		Main Disc	87 ->			<b>P015</b>	215	10
1500				79 ->				210	10
1510	16 kW			83 ->				210	10
1510	16 kW		Optional	83 ->			<b>P015</b>	215	10 <b>4+4</b>
1510	16 kW		P.T.O.	83 ->				215	19
1510	16 kW		Main Disc	83 ->			<b>P015</b>	215	10
1520	17 kW			87 ->				210	10
1520	17 kW		P.T.O.	87 ->				215	19
1520	17 kW		Main Disc	87 ->			<b>P015</b>	215	10
1530	17 kW			96 ->				210	10
1530	17 kW		P.T.O.	96 ->				215	19
1530	17 kW		Main Disc	96 ->			<b>P015</b>	215	10
1600				76 ->				210	10
1620	20 kW			91 ->				210	10
1620	20 kW		Optional	91 ->			<b>P015</b>	215	10 <b>4+4</b>
1630				96 ->				210	10
1630			P.T.O.	96 ->				215	19
1630			Main Disc	96 ->			<b>P015</b>	215	10
1710 / O	19 kW			83 ->				210	10
1710 / O	19 kW		Optional	83 ->			<b>P015</b>	215	10 <b>4+4</b>
1710 / O	19 kW		P.T.O.	83 ->				215	19
1710 / O	19 kW		Main Disc	83 ->			<b>P015</b>	215	10
1710 / O	19 kW		Optional	83 ->				215	10 <b>4+4</b>

 										
Description	Engine	Gearbox - Chassis		Year	Code kit	Code	Code	Code	Z	Pads
1715	20 kW			93 ->					210	10
1720				87 ->					223	16
1720			Main Disc	87 ->					225	16
1720			P.T.O.	87 ->				<b>P015</b>	225	14
1725	21 kW			96 ->					210	10
1900	22 kW			79 ->					210	10
1910	23.5 kW		P.T.O.	83 ->					184	18
1910	23.5 kW		Main Disc	83 ->				<b>P015</b>	240	13
1920	24.8 kW		Main Disc	96 ->					240	16
1920	24.8 kW		P.T.O.	96 ->				<b>P015</b>	240	14
<b>2000 Serie FORD COMPACT</b>										
2120	30.8 kW			87 ->					260	10
2120	30.8 kW		Main Disc	87 ->					285	19
2120	30.8 kW		P.T.O.	87 ->				<b>P015</b>	240	16
<b>2000 Serie FORD</b>										
2000 - 2100 - 2110				65 -> 74			<b>4448</b>	<b>7752</b>	280 R	15
2000 - 2100 - 2110				65 -> 74			<b>1212</b>	<b>P004</b>	280 R	10
2000 - 2100 - 2110				65 -> 74			<b>1212</b>	<b>7752</b>	280 R	10
2000 - 2100 - 2110			Optional	65 -> 74			<b>1367</b>	<b>P004</b>	280 R	10
2000 - 2100 - 2110				65 -> 74			<b>4448</b>	<b>7752</b>	280 R	15
2000 - 2100 - 2110 - 2120 - 2150			P.T.O.	65 -> 74			<b>0841</b>	<b>7752</b>	228 R	29
2000 - 2100 - 2110 - 2120 - 2150			Main Disc	65 -> 74			<b>1212</b>	<b>P004</b>	280 R	10
2120 - 2150 - 2300				65 -> 74			<b>4448</b>	<b>7752</b>	280 R	15
2120 - 2150 - 2300				65 -> 74			<b>1212</b>	<b>P004</b>	280 R	10
2120 - 2150 - 2300 - 2310 N				65 -> 74			<b>1212</b>	<b>7752</b>	280 R	10
2120 - 2150 - 2300 - 2310 N			Optional	65 -> 74			<b>1367</b>	<b>P004</b>	280 R	10
2120 - 2150 - 2300 - 2310 N				65 -> 74			<b>4448</b>	<b>7752</b>	280 R	15
2120 - 2150 - 2300 - 2310 N			P.T.O.	65 -> 74			<b>0841</b>	<b>7752</b>	228 R	29
2120 - 2150 - 2300 - 2310 N			Main Disc	65 -> 74			<b>1212</b>	<b>P004</b>	280 R	10
2120 - 2150 - 2300 - 2310 N			Optional - Main Disc	65 -> 74			<b>1433</b>		280 D	10
2310				65 -> 74			<b>1433</b>	<b>7752</b>	280 D	10
2310 - 2600 - 2610 - 2610 N - 2610 V				65 -> 81			<b>1433</b>	<b>7752</b>	280 D	10
2310 - 2600 - 2610 - 2610 N - 2610 V			P.T.O.	75 -> 90			<b>0841</b>	<b>7752</b>	228 R	29
2310 - 2600 - 2610 - 2610 N - 2610 V			Main Disc	75 -> 90			<b>1212</b>	<b>P004</b>	280 R	10
2310 - 2600 - 2610 - 2610 N - 2610 V			Optional - Main Disc	75 -> 90			<b>1433</b>		280 D	10
2600			P.T.O.	75 -> 81			<b>0841</b>	<b>7752</b>	228 R	29
2600			Main Disc	75 -> 81			<b>4448</b>	<b>P004</b>	280 R	15
2600 N - R - V				75 -> 81			<b>1212</b>	<b>7752</b>	280 R	10
2600 N - R - V			Optional	75 -> 81			<b>1367</b>	<b>P004</b>	280 R	10
2610				82 -> 83			<b>5050</b>		330 R	15
2810 - 2910			P.T.O.	84 -> 90			<b>0841</b>	<b>7752</b>	228 R	29
2810 - 2910			Main Disc	84 -> 90			<b>1212</b>	<b>P004</b>	280 R	10
2810 - 2910			Optional - Main Disc	84 -> 90			<b>1433</b>		280 D	10
2810 - 2910			P.T.O.	84 -> 90			<b>0841</b>	<b>7752</b>	228 R	29
2810 - 2910			Main Disc	84 -> 90			<b>4448</b>	<b>P004</b>	280 R	15
2810 - 2910				84 -> 90			<b>1433</b>	<b>7752</b>	280 D	10
2810 - 2910				84 -> 90			<b>1433</b>	<b>7752</b>	280 D	10
2810 - 2910			Synchro	84 -> 90			<b>1431</b>	<b>7752</b>	330 D	10
2810 - 2910				84 -> 90			<b>1431</b>	<b>7752</b>	330 D	10
<b>3000 Serie FORD COMPACT</b>										
3415	34.9 kW		P.T.O.	93 ->				<b>P015</b>	240	16
<b>3000 Serie FIATAGRI</b>										
3435			Main Disc	93 ->			<b>4173</b>	<b>7722</b>	250 D	18
3435			P.T.O.	93 ->			<b>4179</b>		250 R	13
3830			Main Disc	93 ->			<b>4173</b>	<b>7722</b>	250 D	18
3830			P.T.O.	93 ->			<b>4179</b>		250 R	13
3935			Main Disc	93 ->			<b>4173</b>	<b>7722</b>	250 D	18
3935			P.T.O.	93 ->			<b>4179</b>		250 R	13




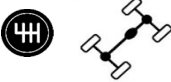








 										
Description	Engine	Gearbox - Chassis		Year	Code kit	Code	Code	Code	Z	Pads
<b>3000 Serie FORD</b>										
3000 - 3055 - 3100 - 3120 - 3150				65 -> 74			4448	7752	280 R	15
3000 - 3055 - 3100 - 3120 - 3150				65 -> 74			1212	7752	280 R	10
3000 - 3055 - 3100 - 3120 - 3150			Optional	65 -> 74			1433	P004	280 D	10
3000 - 3055 - 3100 - 3120 - 3150				65 -> 74			4448	7752	280 R	15
3000 - 3055 - 3100 - 3120 - 3150				65 -> 74			1212	P004	280 R	10
3000 - 3055 - 3100 - 3120 - 3150				65 -> 74			1212	7752	280 R	10
3000 - 3055 - 3100 - 3120 - 3150			Optional	65 -> 74			1212	P004	280 R	10
3000 - 3055 - 3100 - 3120 - 3150			Optional	65 -> 74			1367		280 R	10 4+4
3000 - 3055 - 3100 - 3120 - 3150			P.T.O.	65 -> 74			0841	7752	228 R	29
3000 - 3055 - 3100 - 3120 - 3150			Main Disc	65 -> 74			1212	P004	280 R	10
3000 - 3055 - 3100 - 3120 - 3150			Optional - Main Disc	65 -> 74			1433		280 D	10
3000 - 3055 - 3100 - 3120 - 3150			Optional - P.T.O.	65 -> 74			1367		280 R	10 4+4
3000 - 3055 - 3100 - 3120 - 3150			P.T.O.	65 -> 74			0841	7752	228 R	29
3000 - 3055 - 3100 - 3120 - 3150			Main Disc	65 -> 74			4448	P004	280 R	15
3230 - 3430 - 3630		Synchro		90 -> 93			1431	7752	330 D	10
3230 - 3430 - 3630		Synchro	Optional	90 -> 93			4446	P004	330 R	10
3230 - 3430 - 3630				90 -> 93			1431	7752	330 D	10
3230 - 3430 - 3630			Optional	90 -> 93			4446	P004	330 R	10
3300 - 3310 - 3330				65 -> 74			4448	7752	280 R	15
3300 - 3310 - 3330				65 -> 74			1212	7752	280 R	10
3300 - 3310 - 3330			Optional	65 -> 74			1433	P004	280 D	10
3300 - 3310 - 3330 - 3400				65 -> 74			4448	7752	280 R	15
3300 - 3310 - 3330 - 3400				65 -> 74			1212	P004	280 R	10
3300 - 3310 - 3330 - 3400				65 -> 74			1212	7752	280 R	10
3300 - 3310 - 3330 - 3400			Optional	65 -> 74			1212	P004	280 R	10
3300 - 3310 - 3330 - 3400			Optional	65 -> 74			1367		280 R	10 4+4
3300 - 3310 - 3330 - 3400			P.T.O.	65 -> 74			0841	7752	228 R	29
3300 - 3310 - 3330 - 3400			Main Disc	65 -> 74			1212	P004	280 R	10
3300 - 3310 - 3330 - 3400			Optional - Main Disc	65 -> 74			1433		280 D	10
3300 - 3310 - 3330 - 3400			Optional - P.T.O.	65 -> 74			1367		280 R	10 4+4
3300 - 3310 - 3330 - 3400			P.T.O.	65 -> 74			0841	7752	228 R	29
3300 - 3310 - 3330 - 3400			Main Disc	65 -> 74			4448	P004	280 R	15
3400				65 -> 74			1431	7752	330 D	10
3400			Optional	65 -> 74			4446	P004	330 R	10
3400				65 -> 74			1431	7752	330 D	10
3400			Optional	65 -> 74			4446	P004	330 R	10
3430		Synchro		98 -> 98			1431	7752	330 D	10
3430		Synchro	Optional	98 -> 98			4446	P004	330 R	10
3430				98 -> 98			1431	7752	330 D	10
3430			Optional	98 -> 98			4446	P004	330 R	10
3500 - 3550 - 3600			P.T.O.	65 -> 81			0841	7752	228 R	29
3500 - 3550 - 3600			Main Disc	65 -> 81			1212	P004	280 R	10
3500 - 3550 - 3600			Optional - Main Disc	65 -> 81			1433		280 D	10
3500 - 3550 - 3600			Optional - P.T.O.	65 -> 81			1367		280 R	10 4+4
3500 - 3550 - 3600			P.T.O.	65 -> 81			0841	7752	228 R	29
3500 - 3550 - 3600			Main Disc	65 -> 81			4448	P004	280 R	15
3500				65 -> 74			4448	7752	280 R	15
3500				65 -> 74			1212	7752	280 R	10
3500			Optional	65 -> 74			1433	P004	280 D	10
3550 - 3600				65 -> 81			1367	7752	280 R	10 4+4
3550 - 3600			Optional	65 -> 81			1212	P004	280 R	10
3550 - 3600			Optional	65 -> 81			1433		280 D	10
3500 - 3550 - 3600				65 -> 81			1212	7752	280 R	10
3500 - 3550 - 3600			Optional	65 -> 81			1212	P004	280 R	10
3500 - 3550 - 3600			Optional	65 -> 81			1367		280 R	10 4+4
3550				65 -> 74			1367	7752	280 R	10 4+4
3500				65 -> 74			1431	7752	330 D	10













 										
Description	Engine	Gearbox - Chassis		Year	Code kit	Code	Code	Code	Z	Pads
3500			Optional	65 -> 74			4446	P004	330 R	10
3500				65 -> 74			4451		325 R	15
3500 - 3550				65 -> 74			1431	7752	330 D	10
3500 - 3550			Optional	65 -> 74			4446	P004	330 R	10
3500 - 3550				65 -> 74			4451		325 R	15
3610			P.T.O.				0841	7752	228 R	29
3610			Main Disc				1212	P004	280 R	10
3610			Optional - Main Disc				1433		280 D	10
3610			Optional - Main Disc				1367		280 R	10
3610			P.T.O.				0841	7752	228 R	29
3610			Main Disc				4448	P004	280 R	15
3610							1212	7752	280 R	10
3610			Optional				1212	P004	280 R	10
3610			Optional				1367		280 R	10
3610							1212	7752	280 R	10
3610			Optional				1212	P004	280 R	10
3610			Optional				1367		280 R	10
3610							1431	7752	330 D	10
3610			Optional				4446	P004	330 R	10
3610							4451		325 R	15
3630		Synchro					1431	7752	330 D	10
3630			Optional				4446	P004	330 R	10
3900 R				75 -> 81			1212	7752	280 R	10
3900 R			Optional	75 -> 81			1212	P004	280 R	10
3900 R			Optional	75 -> 81			1367		280 R	10
3910			P.T.O.				0841	7752	228 R	29
3910			Main Disc				4448	P004	280 R	15
3910 - 3910 H							1212	7752	280 R	10
3910 - 3910 H			Optional				1212	P004	280 R	10
3910 - 3910 H			Optional				1367		280 R	10
3910 - 3910 H - 3930 - 3930 H/N/NO		Synchro					1431	7752	330 D	10
3910 - 3910 H - 3930 - 3930 H/N/NO			Optional				4446	P004	330 R	10
3910 - 3910 H - 3930 - 3930 H/N/NO							1431	7752	330 D	10
3910 - 3910 H - 3930 - 3930 H/N/NO			Optional				4446	P004	330 R	10
3910 - 3910 H - 3930 - 3930 H/N/NO							4451		325 R	15
<b>4000 Serie FIATAGRI</b>										
4010 S				96 ->				7722		
4030			Main Disc	92 ->			4054	7722	280 R	14
4030			P.T.O.	92 ->			4095		280 R	10
4030			Optional - Main Disc	92 ->			4226		280 D	14
4030			Optional - P.T.O.	92 ->			4095		280 R	10
4030			Main Disc	92 ->			3882	7722	280 R	14
4030			P.T.O.	92 ->			4095		280 R	10
4030			Optional - Main Disc	92 ->			4070		280 D	14
4030			Optional - P.T.O.	92 ->			4095		280 R	10
4030			Optional - Main Disc	92 ->		8706	3462		280 D	14
4030			Optional - P.T.O.	92 ->			4095		280 R	10
4135			Main Disc	93 ->			4218	7722	280 D	18
4135				93 ->			4331		280 R	13
4230			Main Disc	92 ->			4054	7722	280 R	14
4230			P.T.O.	92 ->			4095		280 R	10
4230			Optional - Main Disc	92 ->			4226		280 D	14
4230			Optional - P.T.O.	92 ->			4095		280 R	10
4230			Main Disc	92 ->			3882	7722	280 R	14
4230			P.T.O.	92 ->			4095		280 R	10
4230			Optional - Main Disc	92 ->			4070		280 D	14
4230			Optional - P.T.O.	92 ->			4095		280 R	10
4230			Optional - Main Disc	92 ->		8706	3462		280 D	14













 										
Description	Engine	Gearbox - Chassis	Optional - P.T.O.	Year	Code kit	Code	Code	Code	Z	Pads
4230			Optional - P.T.O.	92 ->			<b>4095</b>		280 R	10
4430			Main Disc	89 ->			<b>4054</b>	<b>7722</b>	280 R	14
4430			P.T.O.	89 ->			<b>4095</b>		280 R	10
4430			Optional - Main Disc	89 ->			<b>4226</b>		280 D	14
4430			Optional - P.T.O.	89 ->			<b>4095</b>		280 R	10
4430			Main Disc	89 ->			<b>3882</b>	<b>7722</b>	280 R	14
4430			P.T.O.	89 ->			<b>4095</b>		280 R	10
4430			Optional - Main Disc	89 ->			<b>4070</b>		280 D	14
4430			Optional - P.T.O.	89 ->			<b>4095</b>		280 R	10
4430			Optional - Main Disc	89 ->		<b>8706</b>	<b>3462</b>		280 D	14
4430			Optional - P.T.O.	89 ->			<b>4095</b>		280 R	10
4635 - 4835				95 -> 98			<b>4663</b>		300	16
4635 - 4835			Torsion Dumper						116 C	10
4635 - 4835			Main Disc	95 -> 98			<b>4158</b>	<b>7722</b>	280 D	16
4635 - 4835			P.T.O.	95 -> 98			<b>4095</b>		280 R	10
4835			Main Disc	95 -> 98			<b>4663</b>	<b>7722</b>	300	16
4835			P.T.O.	95 -> 98			<b>4334</b>		310 R	10
<b>4000 Serie FORD</b>										
4000 - 4110			P.T.O.	65 -> 90			<b>0841</b>	<b>7752</b>	228 R	29
4000 - 4110			Main Disc	65 -> 90			<b>1212</b>	<b>P004</b>	280 R	10
4000 - 4110			Optional - Main Disc	65 -> 90			<b>1433</b>		280 D	10
4000 - 4110			Optional - Main Disc	65 -> 90			<b>1367</b>		280 R	10
4000 - 4110			P.T.O.	65 -> 90			<b>0841</b>	<b>7752</b>	228 R	29
4000 - 4110			Main Disc	65 -> 90			<b>4448</b>	<b>P004</b>	280 R	15
4000 - 4100 - 4110				65 -> 90			<b>4448</b>	<b>7752</b>	280 R	15
4000 - 4100 - 4110				65 -> 90			<b>1212</b>	<b>7752</b>	280 R	10
4000 - 4100 - 4110			Optional	65 -> 90			<b>1433</b>	<b>P004</b>	280 D	10
4000 - 4100 - 4110				65 -> 90			<b>1367</b>	<b>7752</b>	280 R	10
4000 - 4100 - 4110			Optional	65 -> 90			<b>1212</b>	<b>P004</b>	280 R	10
4000 - 4100 - 4110			Optional	65 -> 90			<b>1433</b>		280 D	10
4000 - 4100 - 4110				65 -> 90			<b>4448</b>	<b>7752</b>	280 R	15
4000 - 4100 - 4110			Optional	65 -> 90			<b>1212</b>	<b>P004</b>	280 R	10
4000 - 4100 - 4110			Optional	65 -> 90			<b>1433</b>		280 D	10
4000 - 4100 - 4110				65 -> 90			<b>1212</b>	<b>7752</b>	280 R	10
4000 - 4100 - 4110			Optional	65 -> 90			<b>1212</b>	<b>P004</b>	280 R	10
4000 - 4100 - 4110			Optional	65 -> 90			<b>1367</b>		280 R	10
4000 - 4100 - 4110				65 -> 90			<b>1431</b>	<b>7752</b>	330 D	10
4000 - 4100 - 4110			Optional	65 -> 90			<b>4446</b>	<b>P004</b>	330 R	10
4000 - 4100 - 4110				65 -> 90			<b>4451</b>		325 R	15
4000 - 4100				65 -> 81			<b>1431</b>	<b>7752</b>	330 D	10
4000 - 4100			Optional	65 -> 81			<b>4446</b>	<b>P004</b>	330 R	10
4000 - 4100				65 -> 81			<b>4451</b>		325 R	15
4110		Synchro		65 -> 90			<b>1431</b>	<b>7752</b>	330 D	10
4110		Synchro	Optional	65 -> 90			<b>4446</b>	<b>P004</b>	330 R	10
4110				65 -> 90			<b>1431</b>	<b>7752</b>	330 D	10
4110			Optional	65 -> 90			<b>4446</b>	<b>P004</b>	330 R	10
4110				65 -> 90			<b>4451</b>		325 R	15
4130 - 4130 N - 4130 NO		Synchro		90 ->			<b>1431</b>	<b>7752</b>	330 D	10
4130 - 4130 N - 4130 NO		Synchro	Optional	90 ->			<b>4446</b>	<b>P004</b>	330 R	10
4130 - 4130 N - 4130 NO				90 ->			<b>1431</b>	<b>7752</b>	330 D	10
4130 - 4130 N - 4130 NO			Optional	90 ->			<b>4446</b>	<b>P004</b>	330 R	10
4140 - 4330 - 4340				65 -> 74			<b>4448</b>	<b>7752</b>	280 R	15
4140				65 -> 74			<b>1212</b>	<b>7752</b>	280 R	10
4140			Optional	65 -> 74			<b>1433</b>	<b>P004</b>	280 D	10
4140 - 4200				65 -> 74			<b>1367</b>	<b>7752</b>	280 R	10
4140 - 4200			Optional	65 -> 74			<b>1212</b>	<b>P004</b>	280 R	10
4140 - 4200			Optional	65 -> 74			<b>1433</b>		280 D	10
4140 - 4200				65 -> 74			<b>4448</b>	<b>7752</b>	280 R	15












  Description	 Engine	 Gearbox - Chassis		 Year	 Code kit	 Code	 Code	 Code	 Z		 Pads
									280 R	280 D	
4140 - 4200			Optional	65 -> 74			<b>1212</b>	<b>P004</b>	280 R	10	
4140 - 4200			Optional	65 -> 74			<b>1433</b>		280 D	10	
4200				65 -> 74			<b>1367</b>	<b>7752</b>	280 R	10	<b>4+4</b>
4200			Optional	65 -> 74			<b>1212</b>	<b>P004</b>	280 R	10	
4200			Optional	65 -> 74			<b>1433</b>		280 D	10	
4330 - 4340				65 -> 74			<b>4448</b>	<b>7752</b>	280 R	15	
4340				65 -> 74			<b>1212</b>	<b>7752</b>	280 R	10	
4340			Optional	65 -> 74			<b>1433</b>	<b>P004</b>	280 D	10	
4330 - 4340				65 -> 74			<b>1367</b>	<b>7752</b>	280 R	10	<b>4+4</b>
4330 - 4340			Optional	65 -> 74			<b>1212</b>	<b>P004</b>	280 R	10	
4330 - 4340			Optional	65 -> 74			<b>1433</b>		280 D	10	
4330 - 4340				65 -> 74			<b>4448</b>	<b>7752</b>	280 R	15	
4330 - 4340			Optional	65 -> 74			<b>1212</b>	<b>P004</b>	280 R	10	
4330 - 4340			Optional	65 -> 74			<b>1433</b>		280 D	10	
4330 - 4340				65 -> 74			<b>1367</b>	<b>7752</b>	280 R	10	<b>4+4</b>
4330 - 4340			Optional	65 -> 74			<b>1212</b>	<b>P004</b>	280 R	10	
4330 - 4340				65 -> 74			<b>1433</b>		280 D	10	
4330 - 4340				65 -> 74			<b>1431</b>	<b>7752</b>	330 D	10	
4330 - 4340			Optional	65 -> 74			<b>4446</b>	<b>P004</b>	330 R	10	
4330 - 4340				65 -> 74			<b>4451</b>		325 R	15	
4330 - 4340				65 -> 74			<b>1431</b>	<b>7752</b>	330 D	10	
4330 - 4340			Optional	65 -> 74			<b>4446</b>	<b>P004</b>	330 R	10	
4330 - 4340				65 -> 74			<b>4451</b>		325 R	15	
4400 - 4410				65 -> 74			<b>1367</b>	<b>7752</b>	280 R	10	<b>4+4</b>
4400 - 4410			Optional	65 -> 74			<b>1212</b>	<b>P004</b>	280 R	10	
4400 - 4410			Optional	65 -> 74			<b>1433</b>		280 D	10	
4400 - 4410				65 -> 74			<b>1367</b>	<b>7752</b>	280 R	10	<b>4+4</b>
4400 - 4410			Optional	65 -> 74			<b>1212</b>	<b>P004</b>	280 R	10	
4400 - 4410			Optional	65 -> 74			<b>1433</b>		280 D	10	
4400 - 4410				65 -> 74			<b>4448</b>	<b>7752</b>	280 R	15	
4400 - 4410				65 -> 74			<b>1431</b>	<b>7752</b>	330 D	10	
4400 - 4410			Optional	65 -> 74			<b>4446</b>	<b>P004</b>	330 R	10	
4400 - 4410				65 -> 74			<b>4451</b>		325 R	15	
4400 - 4410				65 -> 74			<b>1431</b>	<b>7752</b>	330 D	10	
4400 - 4410			Optional	65 -> 74			<b>4446</b>	<b>P004</b>	330 R	10	
4400 - 4410				65 -> 74			<b>4451</b>		325 R	15	
4450 - 4500 - 4600 / O / NO / SU				65 -> 81			<b>1431</b>	<b>7752</b>	330 D	10	
4450 - 4500 - 4600 / O / NO / SU			Optional	65 -> 81			<b>4446</b>	<b>P004</b>	330 R	10	
4450 - 4500 - 4600 / O / NO / SU				65 -> 81			<b>4451</b>		325 R	15	
4450 - 4500 - 4600 / O / NO / SU				65 -> 81			<b>1431</b>	<b>7752</b>	330 D	10	
4450 - 4500 - 4600 / O / NO / SU			Optional	65 -> 81			<b>4446</b>	<b>P004</b>	330 R	10	
4450 - 4500 - 4600 / O / NO / SU				65 -> 81			<b>4451</b>		325 R	15	
4500 - 4600 / O / NO / SU - 4610				65 -> 90			<b>1367</b>	<b>7752</b>	280 R	10	<b>4+4</b>
4500 - 4600 / O / NO / SU - 4610			Optional	65 -> 90			<b>1212</b>	<b>P004</b>	280 R	10	
4500 - 4600 / O / NO / SU - 4610			Optional	65 -> 90			<b>1433</b>		280 D	10	
4500				65 -> 74			<b>4448</b>	<b>7752</b>	280 R	15	
4500			Optional	65 -> 74			<b>1212</b>	<b>P004</b>	280 R	10	
4500			Optional	65 -> 74			<b>1433</b>		280 D	10	
4600 / O / NO / SU				75 -> 81			<b>4448</b>	<b>7752</b>	280 R	15	
4600 / O / NO / SU				75 -> 81			<b>1212</b>	<b>7752</b>	280 R	10	
4600 / O / NO / SU			Optional	75 -> 81			<b>1433</b>	<b>P004</b>	280 D	10	
4610							<b>5050</b>		330 R	15	
4610 / O / NO / SU / V				81 -> 90			<b>1431</b>	<b>7752</b>	330 D	10	
4610 / O / NO / SU / V			Optional	81 -> 90			<b>4446</b>	<b>P004</b>	330 R	10	
4610 / O / NO / SU / V				81 -> 90			<b>4451</b>		325 R	15	
4610 / O / NO / SU / V				81 -> 90			<b>1431</b>	<b>7752</b>	330 D	10	
4610 / O / NO / SU / V			Optional	81 -> 90			<b>4446</b>	<b>P004</b>	330 R	10	
4610 / O / NO / SU / V				81 -> 90			<b>4451</b>		325 R	15	



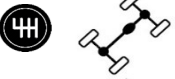










  Description	 Engine	 Gearbox - Chassis	 Year	 Code kit	 Code	 Code	 Code	 Code	 Z	 Pads
4610 / O / NO / SU / V			81 -> 90			<b>1367</b>	<b>7752</b>	280 R	10	<b>4+4</b>
4610 / O / NO / SU / V			Optional	81 -> 90		<b>1212</b>	<b>P004</b>	280 R	10	
4610 / O / NO / SU / V			Optional	81 -> 90		<b>1433</b>		280 D	10	
4630 - 4830 / N / O			90 ->			<b>1431</b>	<b>7752</b>	330 D	10	
4630 - 4830 / N / O		Syncho	Optional	90 ->		<b>4446</b>	<b>P004</b>	330 R	10	
4630 - 4830 / N / O			Optional	90 ->		<b>1431</b>	<b>7752</b>	330 D	10	
4630 - 4830 / N / O			Optional	90 ->		<b>4446</b>	<b>P004</b>	330 R	10	
<b>5000 Serie FIATAGRI</b>										
5010 S			96 ->				<b>7722</b>			
5635			Main Disc	95 -> 98		<b>4158</b>	<b>7722</b>	280 D	16	
5635			P.T.O.	95 -> 98		<b>4095</b>		280 R	10	
5635			Main Disc	95 -> 98		<b>4332</b>	<b>7722</b>	310 R	16	<b>6+6</b>
5635			P.T.O.	95 -> 98		<b>4334</b>		310 R	10	
5635				95 -> 98		<b>4332</b>		310 R	16	<b>6+6</b>
5635			Torsion Dumper	95 -> 98				116 C	10	
<b>5000 Serie FORD</b>										
5000				65 -> 75		<b>1414</b>	<b>7752</b>	280 R	25	<b>4+4</b>
5000				65 -> 75		<b>1367</b>	<b>7752</b>	280 R	10	<b>4+4</b>
5000				65 -> 75		<b>1046</b>	<b>7752</b>	300 R	25	
5000				65 -> 75		<b>4447</b>	<b>7752</b>	310 R	10	
5000				65 -> 75		<b>4294</b>	<b>7752</b>	327 D	10	
5000			Optional	65 -> 75		<b>4299</b>		330 R	10	
5000			Optional	65 -> 75		<b>4295</b>		325 D	10	<b>7+7</b>
5000				65 -> 75		<b>0923</b>	<b>7752</b>	330 R	25	
5030 / O		Syncho		92 -> 98		<b>1431</b>	<b>7752</b>	330 D	10	
5030 / O		Syncho	Optional	92 -> 98		<b>4446</b>	<b>P004</b>	330 R	10	
5030 / O				92 -> 98		<b>1431</b>	<b>7752</b>	330 D	10	
5030 / O			Optional	92 -> 98		<b>4446</b>	<b>P004</b>	330 R	10	
5100				65 -> 75		<b>1414</b>	<b>7752</b>	280 R	25	<b>4+4</b>
5100				65 -> 75		<b>1367</b>	<b>7752</b>	280 R	10	<b>4+4</b>
5100				65 -> 75		<b>1046</b>	<b>7752</b>	300 R	25	
5100				65 -> 75		<b>4447</b>	<b>7752</b>	310 R	10	
5100				65 -> 75		<b>0923</b>	<b>7752</b>	330 R	25	
5100 - 5110				65 -> 91		<b>4294</b>	<b>7752</b>	327 D	10	
5100 - 5110			Optional	65 -> 91		<b>4299</b>		330 R	10	
5100 - 5110			Optional	65 -> 91		<b>4295</b>		325 D	10	<b>7+7</b>
5110				84 -> 91		<b>4294</b>	<b>7752</b>	327 D	10	
5110			Optional	84 -> 91		<b>4299</b>		330 R	10	
5200 - 5340				67 -> 74		<b>1414</b>	<b>7752</b>	280 R	25	<b>4+4</b>
5200 - 5340				67 -> 74		<b>1367</b>	<b>7752</b>	280 R	10	<b>4+4</b>
5200 - 5340				67 -> 74		<b>1046</b>	<b>7752</b>	300 R	25	
5200 - 5340				67 -> 74		<b>4447</b>	<b>7752</b>	310 R	10	
5200 - 5340				67 -> 74		<b>0923</b>	<b>7752</b>	330 R	25	
5200 - 5340 - 5550				67 -> 91		<b>4294</b>	<b>7752</b>	327 D	10	
5200 - 5340 - 5550			Optional	67 -> 91		<b>4299</b>		330 R	10	
5200 - 5340 - 5550			Optional	67 -> 91		<b>4295</b>		325 D	10	<b>7+7</b>
5550				84 -> 91		<b>4294</b>	<b>7752</b>	327 D	10	
5550			Optional	84 -> 91		<b>4299</b>		330 R	10	
5600				75 -> 81		<b>1046</b>	<b>7752</b>	300 R	25	
5600				75 -> 81		<b>4447</b>	<b>7752</b>	310 R	10	
5600				75 -> 81		<b>0923</b>	<b>7752</b>	330 R	25	
5600				75 -> 81		<b>4294</b>	<b>7752</b>	327 D	10	
5600			Optional	75 -> 81		<b>4299</b>		330 R	10	
5600			Optional	75 -> 81		<b>4295</b>		325 D	10	<b>7+7</b>
5610				81 -> 93		<b>0923</b>	<b>7752</b>	330 R	25	
5610				81 -> 93		<b>4294</b>	<b>7752</b>	327 D	10	
5610			Optional	81 -> 93		<b>4299</b>		330 R	10	
5610			Optional	81 -> 93		<b>4295</b>		325 D	10	<b>7+7</b>




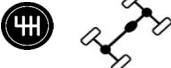









  Description	 Engine	 Gearbox - Chassis	 Year	 Code kit	 Code	 Code	 Code	 Code	 Z	 Pads
5640 SL		Gbox 8 x 8	91 -> 98			4299	7752	330 R	10	
5640 SL			Optional			4294		327 D	10	
5640 SL			Optional			4295		325 D	10	7+7
5640 SL		Gbox 12 x 12	91 -> 98			4299		330 R	10	
5640 SL		Gbox 12 x 12	Optional	91 -> 98		4294		327 D	10	
5640 SL		Gbox 12 x 12	Optional	91 -> 98		4295		325 D	10	7+7
5640 SLE			Torsion Dumper	91 -> 98		4668		263 C	10	
5700				78 -> 80		1046	7752	300 R	25	
5700				78 -> 80		4447	7752	310 R	10	
5700				78 -> 80		0923	7752	330 R	25	
5700				78 -> 80		4294	7752	327 D	10	
5700			Optional	78 -> 80		4299		330 R	10	
5700			Optional	78 -> 80		4295		325 D	10	7+7
<b>6000 Serie FIATAGRI</b>										
6635			Main Disc	95 -> 98		4158	7722	280 D	16	
6635			P.T.O.	95 -> 98		4095		280 R	10	
6635			Main Disc	95 -> 98		4332	7722	310 R	16	6+6
6635			P.T.O.	95 -> 98		4334		310 R	10	
6635				95 -> 98		4332		310 R	16	6+6
6635			Torsion Dumper					116 C	10	
<b>6000 Serie FORD</b>										
6410				88 -> 91		4299	7752	330 R	10	
6410			Optional	88 -> 91		4294		327 D	10	
6410			Optional	88 -> 91		4295		325 D	10	7+7
6410				88 -> 91		4294	7752	327 D	10	
6410			Optional	88 -> 91		4299		330 R	10	
6410			Optional	88 -> 91		4295		325 D	10	7+7
6500 - 6600 / C / O				75 -> 81		1046	7752	300 R	25	
6500 - 6600 / C / O				75 -> 81		4447	7752	310 R	10	
6600 / C / O				75 -> 81		0923	7752	330 R	25	
6600 / C / O				75 -> 81		4294	7752	327 D	10	
6600 / C / O			Optional	75 -> 81		4299		330 R	10	
6600 / C / O			Optional	75 -> 81		4295		325 D	10	7+7
6610 / O				81 -> 93		4447	7752	310 R	10	
6610 / O				81 -> 93		4299	7752	330 R	10	
6610 / O			Optional	81 -> 93		4294		327 D	10	
6610 / O			Optional	81 -> 93		4295		325 D	10	7+7
6610 / O - 6610 S				81 ->		4294	7752	327 D	10	
6610 / O - 6610 S			Optional	81 ->		4299		330 R	10	
6610 / O - 6610 S			Optional	81 ->		4295		325 D	10	7+7
6640 SL		Gbox 8 x 8	91 -> 98			4299	7752	330 R	10	
6640 SL			Optional	91 -> 98		4294		327 D	10	
6640 SL			Optional	91 -> 98		4295		325 D	10	7+7
6640 SL		Gbox 12 x 12	91 -> 98			4299		330 R	10	
6640 SL		Gbox 12 x 12	Optional	91 -> 98		4294		327 D	10	
6640 SL		Gbox 12 x 12	Optional	91 -> 98		4295		325 D	10	7+7
6640 SLE			Torsion Dumper	91 -> 98		4668		263 C	10	
6700 - 6710				75 -> 85		1046	7752	300 R	25	
6700 - 6710 - 6810				75 -> 80		4447	7752	310 R	10	
6700 - 6710				75 -> 80		0923	7752	330 R	25	
6700 - 6710 - 6810				75 -> 80		4294	7752	327 D	10	
6700 - 6710 - 6810			Optional	75 -> 80		4299		330 R	10	
6700 - 6710 - 6810			Optional	75 -> 80		4295		325 D	10	7+7
6710 - 6810				81 -> 85		4299	7752	330 R	10	
6710 - 6810			Optional	81 -> 85		4294		327 D	10	
6710 - 6810			Optional	81 -> 85		4295		325 D	10	7+7












 										
Description	Engine	Gearbox - Chassis		Year	Code kit	Code	Code	Code	Z	Pads
<b>7000 Serie FIATAGRI</b>										
7635			Main Disc	95 -> 98			<b>4158</b>	<b>7722</b>	280 D	16
7635			P.T.O.	95 -> 98			<b>4095</b>		280 R	10
7635			Main Disc	95 -> 98			<b>4332</b>	<b>7722</b>	310 R	16
7635			P.T.O.	95 -> 98			<b>4334</b>		310 R	10
7635				95 -> 98			<b>4332</b>		310 R	16
<b>7000 Serie FORD</b>										
7000				71 -> 74			<b>0923</b>	<b>7752</b>	330 R	25
7000 - 7010				71 ->			<b>4294</b>	<b>7752</b>	327 D	10
7000 - 7010			Optional	71 ->			<b>4299</b>		330 R	10
7000 - 7010			Optional	71 ->			<b>4295</b>		325 D	10
7100 - 7200				71 -> 74			<b>0923</b>	<b>7752</b>	330 R	25
7100 - 7200				71 -> 74			<b>4294</b>	<b>7752</b>	327 D	10
7100 - 7200			Optional	71 -> 74			<b>4299</b>		330 R	10
7100 - 7200			Optional	71 -> 74			<b>4295</b>		325 D	10
7600 / C - 7610				75 -> 81			<b>1046</b>	<b>7752</b>	300 R	25
7600 / C - 7610				75 -> 91			<b>4447</b>	<b>7752</b>	310 R	10
7600 / C				75 -> 81			<b>0923</b>	<b>7752</b>	330 R	25
7600 / C - 7610 - 7610 S				75 ->			<b>4294</b>	<b>7752</b>	327 D	10
7600 / C - 7610 - 7610 S			Optional	75 ->			<b>4299</b>		330 R	10
7600 / C - 7610 - 7610 S			Optional	75 ->			<b>4295</b>		325 D	10
7700 - 7710				75 -> 91			<b>1046</b>	<b>7752</b>	300 R	25
7700 - 7710				75 -> 80			<b>4447</b>	<b>7752</b>	310 R	10
7700 - 7710				75 -> 91			<b>0923</b>	<b>7752</b>	330 R	25
7700 - 7710				75 -> 91			<b>4294</b>	<b>7752</b>	327 D	10
7700 - 7710			Optional	75 -> 91			<b>4299</b>		330 R	10
7700 - 7710			Optional	75 -> 91			<b>4295</b>		325 D	10
7710				81 -> 91			<b>4299</b>	<b>7752</b>	330 R	10
7710			Optional	81 -> 91			<b>4294</b>		327 D	10
7710			Optional	81 -> 91			<b>4295</b>		325 D	10
7740 / O SL		Gbox 8 x 8		91 -> 98			<b>4299</b>	<b>7752</b>	330 R	10
7740 / O SL		Gbox 8 x 8	Optional	91 -> 98			<b>4294</b>		327 D	10
7740 / O SL		Gbox 8 x 8	Optional	91 -> 98			<b>4295</b>		325 D	10
7740 / O SL		Gbox 12 x 12		91 -> 98			<b>4299</b>		330 R	10
7740 / O SL		Gbox 12 x 12	Optional	91 -> 98			<b>4294</b>		327 D	10
7740 / O SL		Gbox 12 x 12	Optional	91 -> 98			<b>4295</b>		325 D	10
7740 SLE			Torsion Dumper	91 -> 98			<b>4668</b>		263 C	10
7810 / O				88 -> 91			<b>4299</b>	<b>7752</b>	330 R	10
7810 / O			Optional	88 -> 91			<b>4294</b>		327 D	10
7810 / O			Optional	88 -> 91			<b>4295</b>		325 D	10
7810 / O - 7810 S				88 -> 97			<b>4294</b>	<b>7752</b>	327 D	10
7810 / O - 7810 S			Optional	88 -> 97			<b>4299</b>		330 R	10
7810 / O - 7810 S			Optional	88 -> 97			<b>4295</b>		325 D	10
7840 / O SL		Gbox 8 x 8		91 -> 98			<b>4299</b>	<b>7752</b>	330 R	10
7840 / O SL		Gbox 8 x 8	Optional	91 -> 98			<b>4294</b>		327 D	10
7840 / O SL		Gbox 8 x 8	Optional	91 -> 98			<b>4295</b>		325 D	10
7840 / O SL		Gbox 12 x 12		91 -> 98			<b>4299</b>		330 R	10
7840 / O SL		Gbox 12 x 12	Optional	91 -> 98			<b>4294</b>		327 D	10
7840 / O SL		Gbox 12 x 12	Optional	91 -> 98			<b>4295</b>		325 D	10
7840 SLE			Torsion Dumper	91 -> 98			<b>4668</b>		263 C	10
7910				82 -> 91			<b>1046</b>	<b>7752</b>	300 R	25
7910				82 -> 91			<b>4447</b>	<b>7752</b>	310 R	10
7910				82 -> 91			<b>4299</b>	<b>7752</b>	330 R	10
7910			Optional	82 -> 91			<b>4294</b>		327 D	10
7910			Optional	82 -> 91			<b>4295</b>		325 D	10
7910				82 -> 91			<b>4294</b>	<b>7752</b>	327 D	10
7910			Optional	82 -> 91			<b>4299</b>		330 R	10
7910			Optional	82 -> 91			<b>4295</b>		325 D	10

  Description	 Engine	  Gearbox - Chassis	 Year	 Code kit	 Code	 Code	 Code	 Z	 Pads
<b>8000 Serie FIATAGRI</b>									
8430			96 ->			4099		350 D	18 8+8
8630			90 -> 93			4099		350 D	18 8+8
8830			96 ->			4099		350 D	18 8+8
<b>8000 Serie FORD</b>									
8000						4299	7752	330 R	10
8000			Optional			4294		327 D	10
8000			Optional			4295		325 D	10 7+7
8010			96 ->			4294	7752	327 D	10
8010			Optional	96 ->		4299		330 R	10
8010			Optional	96 ->		4295		325 D	10 7+7
8160		Gbox 16 x 16	95 ->			4509		330 D	18 5+5
8160		Powershift	Torsion Dumper	95 ->		4609		348 C	14
8210			82 -> 91			1046	7752	300 R	25
8210			82 -> 91			4447	7752	310 R	10
8210			82 -> 91			0923	7752	330 R	25
8210			82 -> 91			4294	7752	327 D	10
8210			Optional	82 -> 91		4299		330 R	10
8210			Optional	82 -> 91		4295		325 D	10 7+7
8210			82 -> 91			4299	7752	330 R	10
8210			Optional	82 -> 91		4294		327 D	10
8210			Optional	82 -> 91		4295		325 D	10 7+7
8240 SL		Gbox 8 x 8	91 -> 96			4299	7752	330 R	10
8240 SL		Gbox 8 x 8	Optional	91 -> 96		4294		327 D	10
8240 SL		Gbox 8 x 8	Optional	91 -> 96		4295		325 D	10 7+7
8240 SL		Gbox 12 x 12	91 -> 96			4299		330 R	10
8240 SL		Gbox 12 x 12	Optional	91 -> 96		4294		327 D	10
8240 SL		Gbox 12 x 12	Optional	91 -> 96		4295		325 D	10 7+7
8240 SLE			Torsion Dumper	91 -> 96		4668		263 C	10
8260		Gbox 16 x 16	95 ->			4509		330 D	18 5+5
8260		Powershift	Torsion Dumper	95 ->		4609		348 C	14
8340 SL		Gbox 12 x 12	91 -> 98			4299		330 R	10
8340 SL		Gbox 12 x 12	Optional	91 -> 98		4294		327 D	10
8340 SL		Gbox 12 x 12	Optional	91 -> 98		4295		325 D	10 7+7
8340 SLE			Torsion Dumper	91 -> 98		4668		263 C	10
8360		Gbox 16 x 16	95 ->			4695		350 D	18 6+6
8360		Powershift	Torsion Dumper	95 ->		4609		348 C	14
8400						4295	7752	325 D	10 7+7
8530			90 -> 93			4295	7752	325 D	10 7+7
8560		Powershift	Torsion Dumper	95 ->		4609		348 C	14
8600						4295	7752	325 D	10 7+7
8630						4194		350 D	10 6+6
8700						4295	7752	325 D	10 7+7
<b>BRAKE DISC - Disco Freno</b>									
135 - 140 Clayson			Brake Disc			1408		127 B	10
149 C - 357 - 362 Clayson			Brake Disc			1419		165 B	10
1450 Clayson			Brake Disc			1399		178 B	13
1545 - 1550 Clayson			Brake Disc			1408		127 B	10
1545 - 1550 Clayson			Brake Disc			1419		165 B	10
8060 - 8070 Clayson			Brake Disc			1399		178 B	13
Combine Harvester Clayson			Brake Disc			3580		178 B	49
TC 56 Fiat Agri			Brake Disc			4300		204 B	27
512 R - 513 R Fiat OM			Brake Disc			3132		230 B	22
612 R - 613 R - 650 Fiat OM			Brake Disc			3132		230 B	22
700 - 715 - 750 - 800 - 900 - 1000 Fiat OM			Brake Disc			3132		230 B	22
2000 - 3000 Serie Ford NH			Brake Disc			1134		102 B	23
4000 - 5000 Serie Ford NH			Brake Disc			1134		102 B	23
6000 - 7000 Serie Ford NH			Brake Disc			1134		102 B	23

 										
Description	Engine	Gearbox - Chassis		Year	Code kit	Code	Code	Code	Z	Pads
<b>NIBBI BRUNO</b>										
<b>MOTORMOWER</b>										
225 LDT - 230 LDT - 335 LDT - 340 LDT							<b>3892</b>		216 D	15
344			Double disc				<b>4189</b>		216 R	18
DL 160		Motofalciatrice					<b>4043</b>		128 R	15
Figaro C		Motofalciatrice					<b>4094</b>		178 R	15
G 119 - G 219 - G 520 - G 521						<b>8700</b>	<b>1439</b>		184 R	15
G 119 S - G 219 S						<b>8704</b>	<b>3892</b>		216 D	15
G 419							<b>3644</b>		216 R	15
Motofalciatrice		Motor-mower					<b>5016</b>		178 R	15
Trattorino							<b>3398</b>		132 R	15
<b>NIBBI DECIMO</b>										
<b>CULTIVATOR</b>										
Grifo Argo							<b>3586</b>		120 R	9
Major							<b>3645</b>		110 R	9
Major							<b>3019</b>		110 R	8
Motocoltivatori	10 CV						<b>3929</b>		100 R	15
Motocoltivatori	12 - 14 CV						<b>3930</b>		140 R	15
Motozappa							<b>3585</b>		144 R	10
<b>NORDTRAK</b>										
<b>STIER 241</b>										
STIER 241							<b>0822</b>		200 R	10
<b>NORMAG</b>										
<b>F Serie</b>										
F I - F II - F III							<b>0828</b>		225 R	10
F I - F II - F III			Optional				<b>0828</b>		225 R	10
F 12 B - F 16 - F 22							<b>0828</b>		225 R	10
F 12 B - F 16 - F 22			Optional				<b>0828</b>		225 R	10
<b>NG Serie</b>										
NG 35	18 kW						<b>4101</b>		225 R	10
NG 45	18 kW									
NG-KL 23	18 kW						<b>4101</b>		225 R	10
<b>NUFFIELD TRACTORS - Leyland</b>										
<b>TRACTOR</b>										
3/45 - 4/65	3.8 Litre Diesel			67 -> 69			<b>0850</b>		279 R	10
3/45 - 4/65	3.8 Litre Diesel		Optional	67 -> 69			<b>1060</b>		325 R	10
3/45 - 4/65				67 -> 69			<b>3577</b>		330 R	10
3/45 - 4/65				67 -> 69			<b>0859</b>		280 R	10
3/45 - 4/65			Main Disc	67 -> 69			<b>3897</b>		275 R	10
3/45 - 4/65				67 -> 69			<b>1011</b>		280 R	10
4/25	Diesel - Petrol			67 -> 69			<b>0989</b>		228 R	10
4/25							<b>0850</b>		279 R	10
4/25				67 -> 69			<b>3577</b>		330 R	10
4/25			P.T.O.				<b>0859</b>		280 R	10
4/25			Main Disc				<b>3897</b>		275 R	10
4/25							<b>1011</b>		280 R	10
4/25				67 -> 69			<b>3935</b>		280 D	10
4/65 Optional 10/42 - 10/60			Main Disc	67 -> 69			<b>1011</b>		280 R	10
4/65 Optional 10/42 - 10/60			P.T.O.	67 -> 69			<b>0859</b>		280 R	10
10/42 - 10/60							<b>0859</b>		280 R	10
10/42 - 10/60			Main Disc				<b>3897</b>		275 R	10
10/42 - 10/60							<b>1011</b>		280 R	10
10/42 - 10/60				64 -> 67			<b>3935</b>		280 D	10
70 A							<b>4040</b>		275 R	10
Tractor		Chass. 77647 ->	Main Disc				<b>0850</b>		279 R	10
Tractor		Chass. 77647 ->	P.T.O.				<b>0859</b>		280 R	10












  Description	 Engine	 Gearbox - Chassis	 Year	 Code kit	 Code	 Code	 Code	 Z	 Pads
<b>SKID UNIT</b>									
Mk. I - Mk. II			69 -> 72			<b>1456</b>		325 R	10 <b>10+10</b>
Mk. II			73 ->			<b>3577</b>		330 R	10 <b>4+4</b>
<b>LEYLAND</b>									
272 Syncro						<b>3468</b>		280 R	10 <b>6+6</b>
3/45 - 4/65 - 344 - 384 - 460			Optional	67 -> 69		<b>1060</b>		325 R	10
<b>NUßMÜLLER</b>									
<b>COMBITRAC</b>									
1503			Main Disc			<b>4133</b>		225 D	18
1503			P.T.O.			<b>4124</b>		228 D	13
1903			Main Disc			<b>4173</b>		250 D	18
1903			P.T.O.			<b>3750</b>		250 D	13
<b>OLYMPIA</b>									
<b>CULTIVATOR</b>									
Olympia		Motocoltivatore				<b>1413</b>		140 R	10
<b>O.M. CARRELLI ELEVATORI</b>									
<b>FORK LIFT</b>									
Carrello Sollevatore						<b>3406</b>		280 D	10 <b>12+12</b>
CO 2D / 55				66		<b>0225</b>		278 D	10
DIM 10 - DIM 12				1 - 1/2 Ton.		<b>0309</b>		250 D	10
DIM 12 - DIM 15				64		<b>0309</b>		250 D	10
DIM 20				67		<b>0309</b>		250 D	10
DIM 30				57 -> 58		<b>0309</b>		250 D	10
DIM 30 - DIM 35				71		<b>0309</b>		250 D	10
DIM 30 - DIM 35				66		<b>0225</b>		278 D	10
DIM 30 B		Forklift Truck		74		<b>0473</b>		302 D	10
DIM 30 B - DIM 35 B		Forklift Truck		71		<b>3082</b>		268 D	10
DIM 30 B - DIM B		Heavy Duty		74		<b>1278</b>		302 R	10
DM 12 - DM 15		Forklift Truck		64		<b>0309</b>		250 D	10
<b>ORESTEIN KOPPEL</b>									
<b>A.. Serie</b>									
AS 100						<b>4589</b>		160 R	10
AS 100 S8						<b>4512</b>		181 R	10
<b>K.. Serie</b>									
K 300 S						<b>4101</b>		225 R	10
K 301 S						<b>0828</b>		225 R	10
<b>L.. Serie</b>									
L4						<b>4432</b>	<b>7753</b>	225 R	10
L4 A						<b>4432</b>	<b>7753</b>	225 R	10
LS 041						<b>4311</b>		250 R	10
<b>M.. Serie</b>									
M3						<b>1209</b>		200 R	10
<b>S.. Serie</b>									
S10 Wheel loader						<b>4512</b>		181 R	10
S16						<b>4432</b>	<b>7753</b>	225 R	10
S18						<b>0828</b>		225 R	10
<b>T.. Serie</b>									
T18 A						<b>0828</b>		225 R	10





 											
Description	Engine	Gearbox - Chassis		Year	Code kit	Code	Code	Code	Code	Code	Code
<b>ORMI</b>											
<b>CONCRETE MIXER</b>											
Autobetoniera								<b>0200</b>		184 D	10
Autobetoniera								<b>0308</b>		250 R	10
Autobetoniera								<b>0948</b>		250 R	10
B 1500				1° Serie - 2° Serie				<b>0402</b>		216 D	10
B 2700				1° Serie - 2° Serie				<b>0402</b>		216 D	10
<b>ORMIG</b>											
<b>TRANSPORTER</b>											
12								<b>0473</b>		302 D	10
12	12 HP							<b>3407</b>		300 D	10 <b>15+15</b>
40								<b>0309</b>		250 D	10
75 M								<b>0309</b>		250 D	10
75 M								<b>0308</b>		250 R	10
75				75 Q.li ->				<b>3640</b>		280 R	10
200								<b>3640</b>		280 R	10
250								<b>0576</b>		325 D	10
<b>OSTNER</b>											
<b>REX</b>											
Rex 1,5 ton								<b>4311</b>		250 R	10
Rex 4 1/1,5 ton								<b>1323</b>		225 R	10
<b>PALMIERI</b>											
<b>Tractor</b>											
NDV 450 - 600								<b>0812</b>		184 R	10
PDA 625 - 1250								<b>0812</b>		184 R	10
PDA 625 - 1250								<b>0402</b>		216 D	10
<b>PASQUALI</b>											
<b>AGRICULTURAL</b>											
904								<b>1033</b>		160 R	10
906 - 910	LOA 90							<b>1079</b>		181 R	10
910 - 931 - 937	LOA 90 1° Serie							<b>0864</b>		181 R	10
917 - 923 - 924 - 933	Diesel							<b>1030</b>		160 R	10
921 - 922 - 934	Petrol							<b>1030</b>		160 R	10
940 - 941 - 944 - 945 - 946 - 946T - 947	LOA 90 1° Serie							<b>0864</b>		181 R	10
945				69 ->				<b>0980</b>		181 R	10
950 - 955	21 - 30 CV							<b>1139</b>		190 R	10
950 - 955	21 - 30 CV							<b>3781</b>		190 D	10
956 - 957 - 958 - 990 - 991 - 993 - 996 - 997								<b>3781</b>		190 D	10
956 - 957 - 958 - 990 - 991 - 993 - 996 - 997								<b>1139</b>		190 R	10
985	18 CV	LOA 90 2° Serie						<b>1079</b>		181 R	10
988T	LOA 90 1° Serie							<b>0864</b>		181 R	10
Coupling				Torsion Dumper				<b>4365</b>		225 C	16
MD 23 - 24								<b>0864</b>		181 R	10
<b>Several types</b>											
Trattore								<b>4133</b>		228 D	18
Trattore								<b>5370</b>		216 R	10
Trattore								<b>4217</b>		279 D	18
Trattore						<b>8054</b>	<b>4297</b>			228 D	17
Vari modelli - Several types								<b>4134</b>		190 D	17
Vari modelli - Several types								<b>5019</b>		181 R	10
<b>BRAKE DISC - Disco Freno</b>											
Motocoltivatore - Motocultivator				Brake Disc				<b>3966</b>		75 B	10














  Description	 Engine	 Gearbox - Chassis	 Year	 Code kit	 Code	 Code	 Code	 Z	 Pads
<b>PELLEGRINI</b>									
<b>AGRICULTURAL</b>									
AT 100 - 600						<b>3640</b>		280 R	10
AT 300 - 450 - 600 - 1000						<b>3640</b>		280 R	10
<b>PERKINS</b>									
<b>ENGINE</b>									
L 4 - P 4 - P 6		Industrial	65 ->			<b>0323</b>		350 R	10
L 4		Industrial	56 -> 59			<b>0789</b>		302 R	10
P 3						<b>0999</b>		228 R	10
P 3 ( TA )			65 ->			<b>0854</b>		228 R	10
P 3 Friguglietti						<b>0802</b>		232 R	10
P 3 Standard			55 -> 56			<b>0852</b>		250 D	10
P 4			57 -> 59			<b>0249</b>		232 D	10
P 4 - L 4 Industrial			64			<b>0323</b>		350 R	10
P 4 - P 6			50 -> 56			<b>0789</b>		302 R	10
P 4 Forklift Truck			53 -> 54			<b>0323</b>		350 R	10
P 4 Guy Wolf						<b>1125</b>		280 D	10
P 4 Industrial			55 -> 56			<b>0852</b>		250 D	10
P 4 Tractor			51 -> 53			<b>0801</b>		280 R	10
P 6V - Industrial			50 -> 60			<b>1109</b>		302 R	10
R 6			57 -> 59			<b>0463</b>		325 D	10
R 6			57 -> 59			<b>0823</b>		325 R	10
Sapphire Crane			71 ->			<b>0463</b>		325 D	10
Sapphire Crane			71 ->			<b>0823</b>		325 R	10
<b>PERLINI</b>									
<b>TRANSPORTER</b>									
202 - T20 N - 205 - T 25		Long Hub	69 -> 71			<b>1468</b>		352 R	10
202 - T20 N - 205 - T 25				Short hub	69 -> 71	<b>1416</b>		352 R	10
202 S - 217 S						<b>1548</b>		420 D	10
5 - 20 Dump Truck Cummins		NH 220 C.I. / ZF	69 ->			<b>1164</b>		350 R	10
GH 8V		Long Hub	71 ->			<b>3423</b>		386 R	10
GH 8V				Short hub	71 ->	<b>3402</b>		386 R	10
T15 - T15 S - T20 - T20 S						<b>1548</b>		420 D	10
<b>PETTERS</b>									
<b>Tractor</b>									
A 41 Power Pack			65 ->			<b>0085</b>		160 R	10
PJ 2 Marine			65 ->			<b>0106</b>		232 D	10
PJ 3 - PJ 4 Marine			65 ->			<b>0292</b>		250 D	10
<b>P.G.S.</b>									
<b>AGRICULTURAL</b>									
1696 - 2078 - 2590		Trattore - Tractor				<b>8701</b>	<b>0812</b>	184 R	10
2096 - 3078 Dumper		Trattore - Tractor				<b>8701</b>	<b>0812</b>	184 R	10
ATTILA - ATTILA Super		Cultivator				<b>8701</b>	<b>0812</b>	184 R	10
ATTILA tipo 11 Serie SMERALDO		Cultivator					<b>1064</b>	155 R	10
D 1200 S - D 1500 S						<b>8702</b>	<b>0209</b>	216 R	10
D 2000 S - D 3000 S Overland - 2500						<b>8343</b>	<b>0308</b>	250 R	10
F 10		Cultivator					<b>1030</b>	160 R	10
F 13 - F 14 - F 16 - L 15		Cultivator				<b>8701</b>	<b>0812</b>	184 R	10
ROMA - 38		Trattore - Tractor				<b>8701</b>	<b>0812</b>	184 R	10
ROMA 500 - TA 5000 - R 55		Trattore - Tractor				<b>8702</b>	<b>0209</b>	216 R	10
Transporter TP 4500							<b>0209</b>	216 R	10



























  Description	 Engine	 Gearbox - Chassis	 Year	 Code kit	 Code	 Code	 Code	 Z	 Pads
<b>PICCINI</b>									
<b>DUMP TRUCK</b>									
Dumper						1064		155 R	10
Dumper 800/16 - B4					8701	0812		184 R	10
<b>BRAKE DISC - Disco Freno</b>									
US/330 - UD/300			Brake Disc			1393		140 B	6
<b>PINZA</b>									
<b>CULTIVATOR</b>									
Grillino						1346		140 R	6
Grillo						4072		184 R	6
Grillo					8006	1345		155 R	6
Grillo						3568		184 R	10
Grillo		Cultivator			8006	3836		155 R	20
Grillo 2° Serie		Cultivator			8006	1345		155 R	6
Grillo 131		Cultivator			8006	3835		160 R	6
Grillo GN 10/I		Cultivator				1346		140 R	6
Motozappa 9000 - 9000 R						1346		140 R	6
Trattore 40 HP					8702	3634		216 R	10
<b>POCLAIN</b>									
<b>TRANSPORTER</b>									
LY 80 Pelles - TY 60 Pelles - LY 90						3139		310 R	10 6+6
Pelles						3782		280 R	10 6+6
Pelles TY - TUA Pelles TY 45 - Pelles 608						1422		250 R	10 6+6
Pelles TY 60 - TYS Pelles LY 80 - 90 P						3707		310 R	10
Pelles TY 60 - TYS Pelles LY 80 - 90 P						3708		310 R	10
R 45 - 2 P - FY 30 - TY 45						1422		250 R	10 6+6
R 45 - FY 30 - TY 45 - Type 45/2						3138		250 R	10
<b>Several types</b>									
Poclain						4121		280 R	10 6+6
Poclain						4122		280 R	10
Poclain						4124		225 D	13
Poclain						4125		225 D	10
Poclain						5039		250 R	10 6+6
Tractor			Main Disc			3808		325 R	10 6+6
Tractor			Main Disc			3809		328 R	10
Tractor			P.T.O.			3811		325 R	10 6+6
Tractor			P.T.O.			3810		325 R	10
<b>PORSCHE-DIESEL</b>									
<b>A Serie</b>									
1 A / C				52 ->		0863		180 R	10
3 A				52 ->		4311		250 R	10
111				52 ->		0863		180 R	10
133						4311		250 R	10
208						0822		200 R	10
<b>JUNIOR</b>									
108				58 ->		0863		180 R	10
<b>L Serie</b>									
308 Super	28 kW					3685		230 R	8
310 Super - 318 Super - 319 Super	28 kW		P.T.O.			3685		230 R	8
310 Super - 318 Super - 319 Super	28 kW		Main Disc			4314		250 R	10
419			P.T.O.	58 ->		3687		250 R	8
419			Main Disc	58 ->		0839		280 R	10




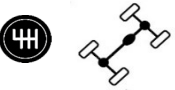








  Description	 Engine	 Gearbox - Chassis	 Year	 Code kit	 Code	 Code	 Code	 Z	 Pads
<b>N Serie</b>									
308 - 309						4311		250 R	10
418	37 kW		P.T.O.			3687		250 R	8
418	37 kW		Main Disc			0839		280 R	10
429						4311		250 R	10
<b>S Serie</b>									
309						4311		250 R	10
<b>V Serie</b>									
309 - 429						4311		250 R	10
<b>217 STANDARD T</b>									
217 STANDARD T						4595		200 R	10
<b>218 STANDARD T</b>									
218 STANDARD T	18 kW			58 ->		0822		200 R	10
<b>238 STANDARD STAR</b>									
238 STANDARD STAR	19 kW					4595		200 R	10
<b>308 A</b>									
308 A						4311		250 R	10
<b>308 SUPER</b>									
308 Super	28 kW					4311		250 R	10
<b>308 SUPER B</b>									
308 Super B						4311		250 R	10
<b>312</b>									
312				52 ->		4311		250 R	10
<b>POTRATZ</b>									
<b>800</b>									
800						0863		180 R	10
<b>801</b>									
801						0863		180 R	10
<b>1000 D A</b>									
1000 D A						0863		180 R	10
<b>1000 D</b>									
1001 D						1209	7753	200 R	10
<b>1400 K</b>									
1400 K						1209	7753	200 R	10
<b>PRIESTMAN EXCAVATORS</b>									
<b>EXCAVATOR</b>									
Beaver Excavator				67		0847		302 R	10
<b>PRIMUS</b>									
<b>P 3</b>									
P 3	26 kW					4311		250 R	10
<b>PD 1Z</b>									
PD 1Z	10 kW					0863		180 R	10
<b>PD 2</b>									
PD 2	18 kW				8705	4312		225 R	10
<b>PD 2 L</b>									
PD 2 L	18 kW					0822		200 R	10
<b>U 22</b>									
U 22					8705	4312		225 R	10
<b>PUTZMEISTER</b>									
<b>Concrete hauling engine</b>									
Concrete Transport Machine						1250		180 R	10
<b>Concrete pump</b>									
Concrete Pump						1250		180 R	10













 										
Description	Engine	Gearbox - Chassis		Year	Code kit	Code	Code	Code	Z	Pads
<b>RANDI</b>										
<b>AGRICULTURAL</b>										
2500 - S. - 3000 - 3500 - 4000 - 6000 J.		Cultivator					<b>1064</b>		155 R	10
3600		Cultivator				<b>8700</b>	<b>0857</b>		184 R	10
R/RM - R/LM - R/SM		Cultivator					<b>1064</b>		155 R	10
R421 - R424		Trattore - Tractor					<b>0857</b>		184 R	10
<b>RANSOME SIMS &amp; JEFFRIES</b>										
<b>AGRICULTURAL</b>										
Junior motor triple glass				70			<b>3149</b>		165 D	10
<b>RAPID</b>										
<b>505</b>										
505							<b>2229</b>		160 R	18
<b>506</b>										
606							<b>2229</b>		160 R	18
<b>REFORM</b>										
<b>Geräteträger / Equipment rack</b>										
Geräteträger							<b>4627</b>		241 D	18
<b>METRAC</b>										
2002							<b>4512</b>		181 R	10
2004 - 3004 - 4004	29 - 35 kW						<b>4626</b>		215 D	18
3003							<b>4625</b>	<b>7753</b>	215 D	10
G4 - G5 - G6	36 - 43 - 56 kW						<b>4626</b>		215 D	18
H4 - H5 - H6	V2203 - V2403						<b>4626</b>		215 D	18
<b>Mot. Mäher</b>										
M 12							<b>3970</b>		160 R	10
<b>MULI</b>										
30 - 400							<b>4625</b>		215 D	10
500 - 600			P.T.O.				<b>4582</b>		250 R	16
500 - 600			Main Disc				<b>4581</b>		250 R	15
4000 - 5000 - 6000 - 7000			P.T.O.				<b>4582</b>		250 R	16
4000 - 5000 - 6000 - 7000			Main Disc				<b>4581</b>		250 R	15
<b>RENAULT</b>										
<b>ARES</b>										
540 RX	4032	Reverse - Chass. R0667 ->	Torsion Dumper	97 -> 01					294 C	26
540 RX	4032	Revershift - Chass. -> R0698	Torsion Dumper	97 -> 01			<b>4670</b>		263 C	26
540 RX	4032	Revershift - Chass. R0699 ->	Torsion Dumper	97 -> 01					294 C	26
540 RX - RZ	5312		Torsion Dumper	01 -> 02					294 C	26
540 RX - RZ	5312	for front P.T.O.	Torsion Dumper	01 -> 02					140 C	
540 RX - RZ	5312		Torsion Dumper	02 -> 03					294 C	26
540 RX - RZ	5312	for front P.T.O.	Torsion Dumper	02 -> 03					140 C	
540 RX - RZ	5312	Chass. -> 11730	Torsion Dumper	03 -> 05					294 C	26
540 RX - RZ	5312	Chass. 11731 ->	Torsion Dumper	03 -> 05					348 C	26
546 RX	5312	for front P.T.O.	Torsion Dumper	03 -> 05					140 C	
547 ATX - ATZ	5342		Torsion Dumper	05 ->					348 C	26
550 RX	4042	Reverse - Chass. R1579 ->	Torsion Dumper	97 -> 01					294 C	26
550 RX	4042	Revershift - Chass. -> R1776	Torsion Dumper	97 -> 01			<b>4670</b>		263 C	26
550 RX	4042	Revershift - Chass. R1777 ->	Torsion Dumper	97 -> 01					294 C	26
550 RX - RZ	5322		Torsion Dumper	01 -> 02					294 C	26
550 RX - RZ	5322	for front P.T.O.	Torsion Dumper	01 -> 02					140 C	
550 RX - RZ	5322		Torsion Dumper	02 -> 03					294 C	26
550 RX - RZ	5322	for front P.T.O.	Torsion Dumper	02 -> 03					140 C	
550 RX - RZ	5322	Chass. -> 22298	Torsion Dumper	03 -> 05					294 C	26
550 RX - RZ	5322	Chass. 22299 ->	Torsion Dumper	03 -> 05					348 C	26
550 RX - RZ	5322	for front P.T.O.	Torsion Dumper	03 -> 05					140 C	
557 ATX - ATZ	5322		Torsion Dumper	05 ->					348 C	26
566 RX - RZ	5322		Torsion Dumper	02 -> 03					294 C	26

  Description	 Engine	 Gearbox - Chassis	 Torsion	 Year	 Code kit	 Code	 Code	 Code	 Code	 Z	 Pads
566 RX - RZ	5322	for front P.T.O.	Torsion Dumper	02 -> 03						140 C	
566 RX	5322	Chass. -> 32200	Torsion Dumper	03 -> 05						294 C	26
566 RX	5322	Chass. 32201 ->	Torsion Dumper	03 -> 05						348 C	26
566 RX	5322	for front P.T.O.	Torsion Dumper	03 -> 05						140 C	
567 ATX - ATZ	5362		Torsion Dumper	05 ->						348 C	26
567 ATX - ATZ	5372		Torsion Dumper	05 ->						348 C	26
610 RX - RZ	4062	Chass. R1755 ->	Torsion Dumper	97 -> 01						294 C	26
610 RX - RZ	8212		Torsion Dumper	01 -> 02						294 C	26
610 RX - RZ	8212	for front P.T.O.	Torsion Dumper	01 -> 02						140 C	
616 RX - RZ	8212		Torsion Dumper	02 -> 03						294 C	26
616 RX - RZ	8212	for front P.T.O.	Torsion Dumper	02 -> 03						140 C	
616 RX - RZ	8212	Chass. -> 12145	Torsion Dumper	03 -> 05						294 C	26
616 RX - RZ	8212	Chass. 12146 ->	Torsion Dumper	03 -> 05						348 C	26
616 RX - RZ	8212	for front P.T.O.	Torsion Dumper	03 -> 05						140 C	
617 ATZ	8252		Torsion Dumper	05 ->						348 C	26
620 RX - RZ	4072	Chass. -> R1129	Torsion Dumper	97 -> 01				4670		263 C	26
620 RX - RZ	4072	Chass. R1130 ->	Torsion Dumper	97 -> 01						294 C	26
620 RX - RZ	8222		Torsion Dumper	01 -> 02						294 C	26
620 RX - RZ	8222	for front P.T.O.	Torsion Dumper	01 -> 02						140 C	
626 RX - RZ	8222		Torsion Dumper	02 -> 03						294 C	26
626 RX - RZ	8222	for front P.T.O.	Torsion Dumper	02 -> 03						140 C	
630 RX - RZ	4112	Chass. -> S1296	Torsion Dumper	97 -> 01				4670		263 C	26
630 RX - RZ	4112	Chass. S1297->	Torsion Dumper	97 -> 01						294 C	26
630 RX - RZ	8232		Torsion Dumper	01 -> 02						294 C	26
630 RX - RZ	8232	for front P.T.O.	Torsion Dumper	01 -> 02						140 C	
636 RZ	8232		Torsion Dumper	02 -> 03						294 C	26
636 RZ	8232	for front P.T.O.	Torsion Dumper	02 -> 03						140 C	
640 RZ	4112		Torsion Dumper	97 -> 01						294 C	26
640 RZ	8242		Torsion Dumper	02 -> 03						294 C	26
640 RZ	8242	for front P.T.O.	Torsion Dumper	02 -> 03						140 C	
656 RZ	8232	Chass. -> 32518	Torsion Dumper	03 -> 05						294 C	26
656 RZ	8232	Chass. 32519 ->	Torsion Dumper	03 -> 05						348 C	26
656 RZ	8232	for front P.T.O.	Torsion Dumper	03 -> 05						140 C	
657 ATZ	8252		Torsion Dumper	05 ->						348 C	26
696 RZ	8242		Torsion Dumper	02 -> 03						294 C	26
696 RZ	8242	for front P.T.O.	Torsion Dumper	02 -> 03						140 C	
696 RZ	8242	Chass. -> 42266	Torsion Dumper	03 -> 05						294 C	26
696 RZ	8242	Chass. 42267 ->	Torsion Dumper	03 -> 05						348 C	26
696 RZ	8242	for front P.T.O.	Torsion Dumper	03 -> 05						140 C	
697 ATZ	8272		Torsion Dumper	05 ->						348 C	26
710 RZ	8272		Torsion Dumper	97 -> 00						294 C	26
715 RZ	4412	Reverse	Torsion Dumper	01 -> 02						348 C	26
715 RZ	4412	Revershift	Torsion Dumper	01 -> 02						348 C	26
715 RZ	4412	for front P.T.O.	Torsion Dumper	01 -> 02						140 C	
720 RZ	4422		Torsion Dumper	97 -> 99						294 C	26
725 RZ	4422	Reverse	Torsion Dumper	99 -> 02						348 C	26
725 RZ	4422	Revershift	Torsion Dumper	99 -> 02						348 C	26
725 RZ	4422	for front P.T.O.	Torsion Dumper	99 -> 02						140 C	
735 RZ	4432	Reverse	Torsion Dumper	99 -> 02						348 C	26
735 RZ	4432	Revershift	Torsion Dumper	99 -> 02						348 C	26
735 RZ	4432	for front P.T.O.	Torsion Dumper	99 -> 02						140 C	
815 RZ	4312		Torsion Dumper	99 -> 01						352 C	26
816 RZ	4412	Reverse	Torsion Dumper	02 -> 03						348 C	26
816 RZ	4412	Revershift	Torsion Dumper	02 -> 03						348 C	26
816 RZ	4412	for front P.T.O.	Torsion Dumper	02 -> 03						140 C	
816 RZ	4412	Revershift	Torsion Dumper	03 -> 05						348 C	26
816 RZ	4412	Chass. -> 12548	Torsion Dumper	03 -> 05						140 C	
816 RZ	4412	Chass. 12549 ->	Torsion Dumper	03 -> 05						140 C	














  Description	 Engine	 Gearbox - Chassis	 Torsion	 Year	 Code kit	 Code	 Code	 Code	 Z	 Pads
825 RZ	4322		Torsion Dumper	99 -> 02					352 C	26
825 RZ	4322	for front P.T.O.	Torsion Dumper	99 -> 02					140 C	
826 RZ	4322		Torsion Dumper	02 -> 03					352 C	26
826 RZ	4322	for front P.T.O.	Torsion Dumper	02 -> 03					140 C	
826 RZ	4322	Powershift	Torsion Dumper	03 -> 05					352 C	26
826 RZ	4322	Powershift - Chass. -> 21048	Torsion Dumper	03 -> 05					140 C	
826 RZ	4322	Powershift - Chass. 21049 ->	Torsion Dumper	03 -> 05					140 C	
826 RZ	4422	Reverse	Torsion Dumper	02 -> 03					348 C	26
826 RZ	4422	Revershift	Torsion Dumper	02 -> 03					348 C	26
826 RZ	4422	for front P.T.O.	Torsion Dumper	02 -> 03					140 C	
826 RZ	4422	Quadrishift	Torsion Dumper	03 -> 05					348 C	26
826 RZ	4422	Quadrishift - Chass. -> 21809	Torsion Dumper	03 -> 05					140 C	
826 RZ	4422	Quadrishift - Chass. 21810 ->	Torsion Dumper	03 -> 05					140 C	
836 RZ	4432	Reverse	Torsion Dumper	02 -> 03					348 C	26
836 RZ	4432	Revershift	Torsion Dumper	02 -> 03					348 C	26
836 RZ	4432	for front P.T.O.	Torsion Dumper	03 -> 05					140 C	
836 RZ	4432	Revershift	Torsion Dumper	03 -> 05					348 C	26
836 RZ	4432	Chass. -> 32096	Torsion Dumper	03 -> 05					140 C	
836 RZ	4432	Chass. 32097 ->	Torsion Dumper	03 -> 05					140 C	
<b>ATLES</b>										
915 RZ			Torsion Dumper	00 -> 02					352 C	26
925 RZ			Torsion Dumper	00 -> 02					352 C	26
926 RZ			Torsion Dumper	02 -> 05					352 C	26
935 RZ			Torsion Dumper	00 -> 02					352 C	26
936 RZ			Torsion Dumper	02 -> 05					352 C	26
<b>CELTIS</b>										
426 RA / RC / RX	3611 / 3612		Main Disc	02 -> 05			<b>4185</b>	<b>7741</b>	310 D	16
426 RA / RC / RX	3611 / 3612		P.T.O.	02 -> 05			<b>4356</b>	<b>7745</b>	310 R	13
426 RA / RC / RX	3611 / 3612	Revershift		02 -> 05			<b>4357</b>		310 R	13
426 RA / RC / RX	3611 / 3612	Revershift	Optional	02 -> 05			<b>4357</b>		310 R	13 <b>6+6</b>
426 RA / RC / RX	3611 / 3612	for front P.T.O.	Torsion Dumper	02 -> 05					140 C	
436 - 446 - 456 RA / RC / RX	3621 / 3622		Main Disc	02 -> 05			<b>4261</b>	<b>7741</b>	310 D	16 <b>8+8</b>
436 - 446 - 456 RA / RC / RX	3621 / 3622		P.T.O.	02 -> 05			<b>4356</b>	<b>7745</b>	310 R	13
436 - 446 - 456 RA / RC / RX	3621 / 3622			02 -> 05			<b>4357</b>		310 R	13
436 - 446 - 456 RA / RC / RX	3621 / 3622	Revershift	Optional	02 -> 05			<b>4357</b>		310 R	13 <b>6+6</b>
436 - 446 - 456 RA / RC / RX	3621 / 3622	for front P.T.O.	Torsion Dumper	02 -> 05					140 C	
<b>CERES</b>										
65 - 70 / X	R3311/R3312		Main Disc	93 -> 98			<b>4158</b>	<b>7741</b>	280 D	16
65 - 70 / X	R3311/R3312		P.T.O.	93 -> 98			<b>4260</b>	<b>7745</b>	280 R	13
65 - 70 / X	R3311/R3312		Optional - Main Disc	93 -> 98			<b>4262</b>		280 D	16 <b>5+5</b>
65 - 70 / X	R3311/R3312		Optional - P.T.O.	93 -> 98			<b>4260</b>		280 R	13
75 / X	R3331/R3332		Main Disc	93 -> 95			<b>4158</b>	<b>7741</b>	280 D	16
75 / X	R3331/R3332		P.T.O.	93 -> 95			<b>4260</b>	<b>7745</b>	280 R	13
75 / X	R3331/R3332		Optional - Main Disc	93 -> 95			<b>4262</b>		280 D	16 <b>5+5</b>
75 / X	R3331/R3332		Optional - P.T.O.	93 -> 95			<b>4260</b>		280 R	13
75 / X	R3421	Chass. -> F0143	Main Disc	95 -> 98			<b>4158</b>	<b>7741</b>	280 D	16
75 / X	R3421	Chass. -> F0143	P.T.O.	95 -> 98			<b>4260</b>	<b>7745</b>	280 R	13
75 / X	R3422	Chass. -> F0508	Main Disc	95 -> 98			<b>4158</b>	<b>7741</b>	280 D	16
75 / X	R3422	Chass. -> F0508	P.T.O.	95 -> 98			<b>4260</b>	<b>7745</b>	280 R	13
75 / X	R3421	Chass. F0144->	Main Disc	95 -> 98			<b>4185</b>	<b>7741</b>	310 D	16
75 / X	R3421	Chass. F0144->	P.T.O.	95 -> 98			<b>4260</b>	<b>7745</b>	280 R	13
75 / X	R3422	Chass. F0509->	Main Disc	95 -> 98			<b>4185</b>	<b>7741</b>	310 D	16
75 / X	R3422	Chass. F0509->	P.T.O.	95 -> 98			<b>4260</b>	<b>7745</b>	280 R	13
85 / X	MWM - R3341/R3342		Main Disc	93 -> 95			<b>4185</b>	<b>7741</b>	310 D	16
85 / X	MWM - R3341/R3342		P.T.O.	93 -> 95			<b>4356</b>	<b>7745</b>	310 R	13
85 / X	MWM - R3341/R3342		Optional - Main Disc	93 -> 95			<b>4261</b>		310 D	16 <b>6+6</b>
85 / X	MWM - R3341/R3342		Optional - P.T.O.	93 -> 95			<b>4356</b>		310 R	13
85 / X	DPS - R3441	Chass. -> F0218	Main Disc	95 -> 98			<b>4185</b>	<b>7741</b>	310 D	16













  Description	 Engine	 Gearbox - Chassis	 P.T.O.	 Year	 Code kit	 Code	 Code	 Code	 Z	 Pads
85 / X	DPS - R3441	Chass. -> F0218	P.T.O.	95 -> 98			<b>4260</b>	<b>7745</b>	280 R	13
85 / X	DPS - R3442	Chass. -> F1183	Main Disc	95 -> 98			<b>4185</b>	<b>7741</b>	310 D	16
85 / X	DPS - R3442	Chass. -> F1183	P.T.O.	95 -> 98			<b>4260</b>	<b>7745</b>	280 R	13
85 / X	DPS - R3441	Chass. F0219 ->	Main Disc	95 -> 98			<b>4618</b>	<b>7741</b>	327 D	16
85 / X	DPS - R3441	Chass. F0219 ->	P.T.O.	95 -> 98			<b>4356</b>	<b>7745</b>	310 R	13
85 / X	DPS - R3441	Chass. F0219 ->	Optional - Main Disc	95 -> 98			<b>4622</b>		327 D	16
85 / X	DPS - R3441	Chass. F0219 ->	Optional - P.T.O.	95 -> 98			<b>4356</b>		310 R	13
85 / X	DPS - R3442	Chass. F1184 ->	Main Disc	95 -> 98			<b>4618</b>	<b>7741</b>	327 D	16
85 / X	DPS - R3442	Chass. F1184 ->	P.T.O.	95 -> 98			<b>4356</b>	<b>7745</b>	310 R	13
85 / X	DPS - R3442	Chass. F1184 ->	Optional - Main Disc	95 -> 98			<b>4622</b>		327 D	16
85 / X	DPS - R3442	Chass. F1184 ->	Optional - P.T.O.	95 -> 98			<b>4356</b>		310 R	13
95 / X	MWM - R3371/R3372		Main Disc	93 -> 95			<b>4618</b>	<b>7741</b>	327 D	16
95 / X	MWM - R3371/R3372		P.T.O.	93 -> 95			<b>4356</b>	<b>7745</b>	310 R	13
95 / X	MWM - R3371/R3372		Optional - Main Disc	93 -> 95			<b>4622</b>		327 D	16
95 / X	MWM - R3371/R3372		Optional - P.T.O.	93 -> 95			<b>4356</b>		310 R	13
95 / X	DPS - R3471	Chass. -> F0091	Main Disc	95 -> 98			<b>4618</b>	<b>7741</b>	327 D	16
95 / X	DPS - R3471	Chass. -> F0091	P.T.O.	95 -> 98			<b>4356</b>	<b>7745</b>	310 R	13
95 / X	DPS - R3471	Chass. -> F0091	Optional - Main Disc	95 -> 98			<b>4622</b>		327 D	16
95 / X	DPS - R3471	Chass. -> F0091	Optional - P.T.O.	95 -> 98			<b>4356</b>		310 R	13
95 / X	DPS - R3472	Chass. -> F2201	Main Disc	95 -> 98			<b>4618</b>	<b>7741</b>	327 D	16
95 / X	DPS - R3472	Chass. -> F2201	P.T.O.	95 -> 98			<b>4356</b>	<b>7745</b>	310 R	13
95 / X	DPS - R3472	Chass. -> F2201	Optional - Main Disc	95 -> 98			<b>4622</b>		327 D	16
95 / X	DPS - R3472	Chass. -> F2201	Optional - P.T.O.	95 -> 98			<b>4356</b>		310 R	13
95 / X	DPS - R3471	Chass. F0092 ->	Main Disc	95 -> 98			<b>4261</b>	<b>7741</b>	310 D	16
95 / X	DPS - R3471	Chass. F0092 ->	P.T.O.	95 -> 98			<b>4713</b>	<b>7745</b>	280 R	13
95 / X	DPS - R3472	Chass. F2202 ->	Main Disc	95 -> 98			<b>4261</b>	<b>7741</b>	310 D	16
95 / X	DPS - R3472	Chass. F2202 ->	P.T.O.	95 -> 98			<b>4713</b>	<b>7745</b>	280 R	13
310	DPS - R3411/R3412		Main Disc	98 -> 01			<b>4158</b>	<b>7741</b>	280 D	16
310	DPS - R3411/R3412		P.T.O.	98 -> 01			<b>4260</b>	<b>7745</b>	280 R	13
310	DPS - R3411/R3412	Revershift		98 -> 01			<b>4357</b>		310 R	13
310	DPS - R3411/R3412	Revershift	Optional	98 -> 01			<b>4357</b>		310 R	13
320 / X	DPS - R3421	Chass. -> F0280	Main Disc	98 -> 01			<b>4185</b>	<b>7741</b>	310 D	16
320 / X	DPS - R3421	Chass. -> F0280	P.T.O.	98 -> 01			<b>4260</b>	<b>7745</b>	280 R	13
320 / X	DPS - R3422	Chass. -> F1158	Main Disc	98 -> 01			<b>4185</b>	<b>7741</b>	310 D	16
320 / X	DPS - R3422	Chass. -> F1158	P.T.O.	98 -> 01			<b>4260</b>	<b>7745</b>	280 R	13
320 / X	DPS - R3421	Chass. F0281 ->	Main Disc	98 -> 01			<b>4185</b>	<b>7741</b>	310 D	16
320 / X	DPS - R3421	Chass. F0281 ->	P.T.O.	98 -> 01			<b>4257</b>	<b>7745</b>	280 R	13
320 / X	DPS - R3422	Chass. F1159 ->	Main Disc	98 -> 01			<b>4185</b>	<b>7741</b>	310 D	16
320 / X	DPS - R3422	Chass. F1159 ->	P.T.O.	98 -> 01			<b>4257</b>	<b>7745</b>	280 R	13
320 / X	DPS - R3421/R3422	Revershift		98 -> 01			<b>4357</b>		310 R	13
320 / X	DPS - R3421/R3422	Revershift	Optional	98 -> 01			<b>4357</b>		310 R	13
325 / X	DPS - R1011/R1012		Main Disc	01 -> 03			<b>4185</b>	<b>7741</b>	310 D	16
325 / X	DPS - R1011/R1012		P.T.O.	01 -> 03			<b>4260</b>	<b>7745</b>	280 R	13
325 / X	DPS - R1011/R1012		Main Disc	01 -> 03			<b>4185</b>		310 D	16
325 / X	DPS - R1011/R1012		Optional - P.T.O.	01 -> 03			<b>4257</b>		280 R	13
325 / X	DPS - R1011/R1012	Revershift		01 -> 03			<b>4357</b>		310 R	13
325 / X	DPS - R1011/R1012	Revershift	Optional	01 -> 03			<b>4357</b>		310 R	13
330 / X	DPS - R3441	Chass. -> F0738	Main Disc	98 -> 01			<b>4618</b>	<b>7741</b>	327 D	16
330 / X	DPS - R3441	Chass. -> F0738	P.T.O.	98 -> 01			<b>4356</b>	<b>7745</b>	310 R	13
330 / X	DPS - R3441	Chass. -> F0738	Optional - Main Disc	98 -> 01			<b>4622</b>		327 D	16
330 / X	DPS - R3441	Chass. -> F0738	Optional - P.T.O.	98 -> 01			<b>4356</b>		310 R	13
330 / X	DPS - R3442	Chass. -> F3130	Main Disc	98 -> 01			<b>4618</b>	<b>7741</b>	327 D	16
330 / X	DPS - R3442	Chass. -> F3130	P.T.O.	98 -> 01			<b>4356</b>	<b>7745</b>	310 R	13
330 / X	DPS - R3442	Chass. -> F3130	Optional - Main Disc	98 -> 01			<b>4622</b>		327 D	16
330 / X	DPS - R3442	Chass. -> F3130	Optional - P.T.O.	98 -> 01			<b>4356</b>		310 R	13
330 / X	DPS - R3441	Chass. F0739 ->	Main Disc	98 -> 01			<b>4185</b>	<b>7741</b>	327 D	16
330 / X	DPS - R3441	Chass. F0739 ->	P.T.O.	98 -> 01			<b>4357</b>	<b>7745</b>	310 R	13
330 / X	DPS - R3442	Chass. F3131 ->	Main Disc	98 -> 01			<b>4185</b>	<b>7741</b>	327 D	16




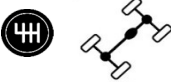








  Description	 Engine	 Gearbox - Chassis	 P.T.O.	 Year	 Code kit	 Code	 Code	 Code	 Z	 Pads
330 / X	DPS - R3442	Chass. F3131 ->	P.T.O.	98 -> 01			4357	7745	310 R	13
330 / X	DPS - R3441/R3442	Revershift		98 -> 01			4357		310 R	13
330 / X	DPS - R3441/R3442	Revershift	Optional	98 -> 01			4357		310 R	13 6+6
335 / X	DPS - R1021	Chass. -> 20689	Main Disc	01 -> 03			4185	7741	327 D	16
335 / X	DPS - R1021	Chass. -> 20689	P.T.O.	01 -> 03			4357	7745	310 R	13
335 / X	DPS - R1022	Chass. -> 20688	Main Disc	01 -> 03			4185	7741	327 D	16
335 / X	DPS - R1022	Chass. -> 20688	P.T.O.	01 -> 03			4357	7745	310 R	13
335 / X	DPS - R1021	Chass. 20690 ->	Main Disc	01 -> 03			4261	7741	310 D	16 8+8
335 / X	DPS - R1021	Chass. 20690 ->	P.T.O.	01 -> 03			4257	7745	280 R	13 4+4
335 / X	DPS - R1022	Chass. 20689 ->	Main Disc	01 -> 03			4261	7741	310 D	16 8+8
335 / X	DPS - R1022	Chass. 20689 ->	P.T.O.	01 -> 03			4257	7745	280 R	13 4+4
335 / X	R1021/R1022	Revershift		01 -> 03			4357		310 R	13
335 / X	R1021/R1022	Revershift	Optional	01 -> 03			4357		310 R	13 6+6
340 / X	DPS - R3471/R3472		Main Disc	98 -> 01			4261	7741	310 D	16 8+8
340 / X	DPS - R3471/R3472		P.T.O.	98 -> 01			4257	7745	280 R	13 4+4
340 / X	DPS - R3471/R3472	Revershift		98 -> 01			4357		310 R	13
340 / X	DPS - R3471/R3472	Revershift	Optional	98 -> 01			4357		310 R	13 6+6
345 / X	DPS - R1031/R1032		Main Disc	01 -> 02			4261	7741	310 D	16 8+8
345 / X	DPS - R1031/R1032		P.T.O.	01 -> 02			4257	7745	280 R	13 4+4
345 / X	DPS - R1031/R1032	Revershift		01 -> 02			4357		310 R	13
345 / X	DPS - R1031/R1032	Revershift	Optional	01 -> 02			4357		310 R	13 6+6
355 / X	DPS - R1042		Main Disc	01 -> 03			4622	7741	327 D	16 5+5
355 / X	DPS - R1042		P.T.O.	01 -> 03			4357	7745	310 R	13
355 / X	DPS - R1042		Optional	01 -> 03			4356		310 R	13
355 / X	DPS - R1042	Revershift		01 -> 03			4357		310 R	13
355 / X	DPS - R1042	Revershift	Optional	01 -> 03			4357		310 R	13 6+6
<b>CERGOS</b>										
330	DPS - M3512	Chass. -> G0316	Main Disc	97 -> 01			4185	7741	310 D	16
330	DPS - M3512	Chass. -> G0316	P.T.O.	97 -> 01			4260	7745	280 R	13
330	DPS - M3512	Chass. G0317 ->	Main Disc	97 -> 01			4185	7741	310 D	16
330	DPS - M3512	Chass. G0317 ->	P.T.O.	97 -> 01			4257	7745	280 R	13 4+4
330	DPS - M3512	Revershift		97 -> 01			4357		310 R	13
330	DPS - M3512	Revershift	Optional	97 -> 01			4357		310 R	13 6+6
335	DPS - M1222		Main Disc	01 -> 03			4185	7741	310 D	16
335	DPS - M1222		P.T.O.	01 -> 03			4260	7745	280 R	13
335	DPS - M1222		Main Disc	01 -> 03			4185	7741	310 D	16
335	DPS - M1222		P.T.O.	01 -> 03			4257	7745	280 R	13 4+4
335	DPS - M1222	Revershift		01 -> 03			4357		310 R	13
335	DPS - M1222	Revershift	Optional	01 -> 03			4357		310 R	13 6+6
340	DPS - M3522	Chass. -> G0428	Main Disc	97 -> 01			4261	7741	310 D	16 8+8
340	DPS - M3522	Chass. -> G0428	P.T.O.	97 -> 01			4713	7745	280 R	13 4+4
340	DPS - M3522	Chass. G0429 ->	Main Disc	97 -> 01			4622	7741	327 D	16 5+5
340	DPS - M3522	Chass. G0429 ->	P.T.O.	97 -> 01			4357	7745	310 R	13
340	DPS - M3522	Chass. G0429 ->	Optional	97 -> 01			4356		310 R	13
340	DPS - M3522	Revershift		97 -> 01			4357		310 R	13
340	DPS - M3522	Revershift	Optional	97 -> 01			4357		310 R	13 6+6
345	DPS - M1232		Main Disc	01 -> 02			4261	7741	310 D	16 8+8
345	DPS - M1232		P.T.O.	01 -> 02			4713	7745	280 R	13 4+4
345	DPS - M1232		Main Disc	01 -> 02			4622	7741	327 D	16 5+5
345	DPS - M1232		P.T.O.	01 -> 02			4357	7745	310 R	13
345	DPS - M1232		Optional	01 -> 02			4356		310 R	13
345	DPS - M1232	Revershift		01 -> 02			4357		310 R	13
345	DPS - M1232	Revershift	Optional	01 -> 02			4357		310 R	13 6+6
350	DPS - M3532	Chass. -> G0647	Main Disc	97 -> 01			4261	7741	310 D	16 8+8
350	DPS - M3532	Chass. -> G0647	P.T.O.	97 -> 01			4713	7745	280 R	13 4+4
350	DPS - M3532	Chass. G0648 ->	Main Disc	97 -> 01			4622	7741	327 D	16 5+5
350	DPS - M3532	Chass. G0648 ->	P.T.O.	97 -> 01			4357	7745	310 R	13
350	DPS - M3532	Chass. G0648 ->	Optional	97 -> 01			4356		310 R	13













  Description	 Engine	 Gearbox - Chassis	 Optional	 Year	 Code kit	 Code	 Code	 Code	 Z	 Pads
350	DPS - M3532	Revershift		97 -> 01			4357		310 R	13
350	DPS - M3532	Revershift	Optional	97 -> 01			4357		310 R	13 6+6
355	DPS - M1242		Main Disc	01 -> 03			4261	7741	310 D	16 8+8
355	DPS - M1242		P.T.O.	01 -> 03				7745	280	13 4+4
355	DPS - M1242		Main Disc	01 -> 03			4622	7741	327 D	16 5+5
355	DPS - M1242		P.T.O.	01 -> 03			4357	7745	310 R	13
355	DPS - M1242		Optional	01 -> 03			4356		310 R	13
355	DPS - M1242	Revershift		01 -> 03			4357		310 R	13
355	DPS - M1242	Revershift	Optional	01 -> 03			4357		310 R	13 6+6
<b>DIONIS</b>										
110 - 120 - 130 - 140			Main Disc	98 -> 04			4216	7722	280 D	12
110 - 120 - 130 - 140			P.T.O.	98 -> 04			4461		280 R	13
<b>ERGOS</b>										
85	DPS - T3541/T3542		Main Disc	95 -> 01			4185	7741	310 D	16
85	DPS - T3541/T3542		P.T.O.	95 -> 01			4260	7745	280 R	13
85	DPS - T3541/T3542		Optional - Main Disc	95 -> 01			4185		310 D	16
85	DPS - T3541/T3542		Optional - P.T.O.	95 -> 01			4257		280 R	13 4+4
85	DPS - T3541/T3542	Revershift		95 -> 01			4357		310 R	13
85	DPS - T3541/T3542	Revershift	Optional	95 -> 01			4357		310 R	13 6+6
90	DPS - R3551/R3552	Revershift		01 -> 04			4357		310 R	13
90	DPS - R3551/R3552	Revershift	Optional	01 -> 04			4357		310 R	13 6+6
95	DPS - T3571	Chass. -> G0142	Main Disc	95 -> 01			4618	7741	327 D	16
95	DPS - T3571	Chass. -> G0142	P.T.O.	95 -> 01			4356	7745	310 R	13
95	DPS - T3571	Chass. -> G0142	Optional - Main Disc	95 -> 01			4622		327 D	16 5+5
95	DPS - T3571	Chass. -> G0142	Optional - P.T.O.	95 -> 01			4356		310 R	13
95	DPS - T3572	Chass. -> G0218	Main Disc	95 -> 01			4618	7741	327 D	16
95	DPS - T3572	Chass. -> G0218	P.T.O.	95 -> 01			4356	7745	310 R	13
95	DPS - T3572	Chass. -> G0218	Optional - Main Disc	95 -> 01			4622		327 D	16 5+5
95	DPS - T3572	Chass. -> G0218	Optional - P.T.O.	95 -> 01			4356		310 R	13
95	DPS - T3571	Ch. G0143-G0198	Main Disc	95 -> 01			4261	7741	310 D	16 8+8
95	DPS - T3571	Ch. G0143-G0198	P.T.O.	95 -> 01			4713	7745	280 R	13 4+4
95	DPS - T3572	Ch. G0219-G0306	Main Disc	95 -> 01			4261	7741	310 D	16 8+8
95	DPS - T3572	Ch. G0219-G0306	P.T.O.	95 -> 01			4713	7745	280 R	13 4+4
95	DPS - T3571	Ch. G0199 ->	Main Disc	95 -> 01			4622	7741	327 D	16 5+5
95	DPS - T3571	Ch. G0199 ->	P.T.O.	95 -> 01			4357	7745	310 R	13
95	DPS - T3571	Ch. G0199 ->	Optional	95 -> 01			4356		310 R	13
95	DPS - T3572	Ch. G0307 ->	Main Disc	95 -> 01			4622	7741	327 D	16 5+5
95	DPS - T3572	Ch. G0307 ->	P.T.O.	95 -> 01			4357	7745	310 R	13
95	DPS - T3572	Ch. G0307 ->	Optional	95 -> 01			4356		310 R	13
95	DPS - T3571/T3572	Revershift		95 -> 01			4357		310 R	13
95	DPS - T3571/T3572	Revershift	Optional	95 -> 01			4357		310 R	13 6+6
100	DPS - R3561/R3562	Revershift		01 -> 04			4357		310 R	13
100	DPS - R3561/R3562	Revershift	Optional	01 -> 04			4357		310 R	13 6+6
105	DPS - T3581	Chass. -> G9998	Main Disc	95 -> 01			4618	7741	327 D	16
105	DPS - T3581	Chass. -> G9998	P.T.O.	95 -> 01			4356	7745	310 R	13
105	DPS - T3582	Chass. -> G0124	Main Disc	95 -> 01			4618	7741	327 D	16
105	DPS - T3582	Chass. -> G0124	P.T.O.	95 -> 01			4356	7745	310 R	13
105	DPS - T3581	Ch. G9999-G0061	Main Disc	95 -> 01			4261	7741	310 D	16 8+8
105	DPS - T3581	Ch. G9999-G0061	P.T.O.	95 -> 01			4713	7745	280 R	13 4+4
105	DPS - T3582	Ch. G0125-G0155	Main Disc	95 -> 01			4261	7741	310 D	16 8+8
105	DPS - T3582	Ch. G0125-G0155	P.T.O.	95 -> 01			4713	7745	280 R	13 4+4
105	DPS - T3581	Chass. G0062 ->	Main Disc	95 -> 01			4622	7741	327 D	16 5+5
105	DPS - T3581	Chass. G0062 ->	P.T.O.	95 -> 01			4357	7745	310 R	13
105	DPS - T3581	Chass. G0062 ->	Optional	95 -> 01			4356		310 R	13
105	DPS - T3582	Chass. G0156 ->	Main Disc	95 -> 01			4622	7741	327 D	16 5+5
105	DPS - T3582	Chass. G0156 ->	P.T.O.	95 -> 01			4357	7745	310 R	13
105	DPS - T3582	Chass. G0156 ->	Optional	95 -> 01			4356		310 R	13
105	DPS - T3581/T3582	Revershift		95 -> 01			4357		310 R	13




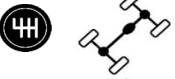













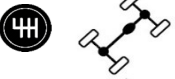








  Description	 Engine	 Gearbox - Chassis	 Optional	 Year	 Code kit	 Code	 Code	 Code	 Code	 Z	 Pads
105	DPS - T3581/T3582	Revershift	Optional	95 -> 01			4357			310 R	13 6+6
110	DPS - T3591/T3592	Revershift		01 -> 04			4357			310 R	13
110	DPS - T3591/T3592	Revershift	Optional	01 -> 04			4357			310 R	13 6+6
<b>FRUCTUS</b>											
110 - 120 - 130 - 140			Main Disc				4216	7722		280 D	12
110 - 120 - 130 - 140			P.T.O.				4461			280 R	13
110 - 120 - 130 - 140			Optional - Main Disc				4222			280 D	12 5+5
110 - 120 - 130 - 140			Optional - P.T.O.				4461			280 R	13
<b>PALES GROUNDSMAN</b>											
210 - 230 - 240			Main Disc	98 -> 04			4216	7722		280 D	12
210 - 230 - 240			P.T.O.	98 -> 04			4461			280 R	13
210 - 230 - 240			Optional - Main Disc	98 -> 04			4222			280 D	12 5+5
210 - 230 - 240			Optional - P.T.O.	98 -> 04			4461			280 R	13
<b>TEMIS</b>											
550 / X	DPS - H3912		P.T.O.	00 -> 05			4358	7745		310 R	18
550 / X	DPS - H3912		Main Disc	00 -> 05			4264	7741		310 D	16 6+6
550 X	DPS - H3912	Tractonic	P.T.O.	00 -> 05			2193			350 R	26 8+8
550 X	DPS - H3912	Tractonic	Torsion Dumper				4667			225 C	16
610 X - Z	H3922		P.T.O.	00 -> 05			4117	7745		310 R	18 5+5
610 X - Z	H3922		Main Disc	00 -> 05				7741		327	16 5+5
610 X - Z	H3922	Tractonic		00 -> 05			2193			350 R	26 8+8
610 X - Z	H3922	Tractonic	Torsion Dumper				4667			225 C	16
630 X - Z	H3932		P.T.O.	00 -> 05			4117	7745		310 R	18 5+5
630 X - Z	H3932		Main Disc	00 -> 05				7741		327	16 6+6
630 X - Z	H3932	Tractonic	P.T.O.	00 -> 05			2193			350 R	26 8+8
630 X - Z	H3932	Tractonic	Torsion Dumper				4667			225 C	16
650 X - Z	H3942		P.T.O.	00 -> 05			4520	7745		330	18 6+6
650 X - Z	H3942		Main Disc	00 -> 05				7741		350	16 8+8
650 X - Z	H3942	Tractonic	Main Disc	00 -> 05			2193			350 R	26 8+8
650 X - Z	H3942	Tractonic	Torsion Dumper				4667			225 C	16
<b>32-50 Serie</b>											
32-50 F - 32-50 SV - 32-50 V			P.T.O.	84 -> 86			4664	7745		225	16
32-50 F - 32-50 SV - 32-50 V			Main Disc	84 -> 86			4048	7741		250 D	16
<b>32-60 Serie</b>											
32.60 F - 32.60 V			P.T.O.	76 -> 86			4664	7745		225	16
32.60 F - 32.60 V			Main Disc	76 -> 86			4048	7741		250 D	16
<b>34-60 Serie</b>											
34-60 V	R3787		P.T.O.	78 -> 86			4664	7745		225	16
34-60 V	R3787		Main Disc	78 -> 86			4048	7741		250 D	16
<b>42-70 Serie</b>											
42-70 F - 42-70 V			P.T.O.	79 -> 86			4664	7745		225	16
42-70 F - 42-70 V			Main Disc	79 -> 86			4048	7741		250 D	16
<b>44-70 Serie</b>											
44-70 F	R7398		P.T.O.	79 -> 86			4664	7745		225	16
44-70 F	R7398		Main Disc	79 -> 86			4048	7741		250 D	16
<b>50 Serie</b>											
50 S	R3215		P.T.O.	76 -> 85			4664	7745		225	16
50 S	R3215		Main Disc	76 -> 85			4048	7741		250 D	16
<b>50-12 Serie</b>											
50-12 LB - 50-12 V			Main Disc	87 -> 93			4216	7722		280 D	12
50-12 LB - 50-12 V			P.T.O.	87 -> 93			4461			280 R	13
50-12 LB - 50-12 V			Optional - Main Disc	87 -> 93			4222			280 D	12 5+5
50-12 LB - 50-12 V			Optional - P.T.O.	87 -> 93			4461			280 R	13
<b>55-12 Serie</b>											
55-12 F - 55-12 LB - 55-12 V			Main Disc	87 -> 98			4216	7722		280 D	12
55-12 F - 55-12 LB - 55-12 V			P.T.O.	87 -> 98			4461			280 R	13
55-12 F - 55-12 LB - 55-12 V			Optional - Main Disc	87 -> 98			4222			280 D	12 5+5
55-12 F - 55-12 LB - 55-12 V			Optional - P.T.O.	87 -> 98			4461			280 R	13




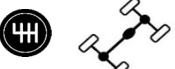









  Description	 Engine	 Gearbox - Chassis	 Main Disc	 Year	 Code kit	 Code	 Code	 Code	 Z	 Pads
<b>55-14 Serie</b>										
55-14 LB - 55-14 V			Main Disc	87 -> 98			4216	7722	280 D	12
55-14 LB - 55-14 V			P.T.O.	87 -> 98			4461		280 R	13
55-14 LB - 55-14 V			Optional - Main Disc	87 -> 98			4222		280 D	12
55-14 LB - 55-14 V			Optional - P.T.O.	87 -> 98			4461		280 R	13
<b>58-12 Serie</b>										
58-12 LS	R3111		Main Disc	87 -> 89			4158	7741	280 D	16
58-12 LS	R3111		P.T.O.	87 -> 89			4260	7745	280 R	13
58-12 LS	R3111		Optional - Main Disc	87 -> 89			4262		280 D	16
58-12 LS	R3111		Optional - P.T.O.	87 -> 89			4260		280 R	13
<b>58-14 Serie</b>										
58-14 LS	R3112		Main Disc	87 -> 89			4158	7741	280 D	16
58-14 LS	R3112		P.T.O.	87 -> 89			4260	7745	280 R	13
58-14 LS	R3112		Optional - Main Disc	87 -> 89			4262		280 D	16
58-14 LS	R3112		Optional - P.T.O.	87 -> 89			4260		280 R	13
<b>58-32 Serie</b>										
58-32 MA - ME - MS - MX	R3111		Main Disc	89 -> 95			4158	7741	280 D	16
58-32 MA - ME - MS - MX	R3111		P.T.O.	89 -> 95			4260	7745	280 R	13
58-32 MA - ME - MS - MX	R3111		Optional - Main Disc	89 -> 95			4262		280 D	16
58-32 MA - ME - MS - MX	R3111		Optional - P.T.O.	89 -> 95			4260		280 R	13
<b>58-34 Serie</b>										
58-34 MA - ME	R3112		Main Disc	89 -> 95			4158	7741	280 D	16
58-34 MA - ME	R3112		P.T.O.	89 -> 95			4260	7745	280 R	13
58-34 MA - ME	R3112		Optional - Main Disc	89 -> 95			4262		280 D	16
58-34 MA - ME	R3112		Optional - P.T.O.	89 -> 95			4260		280 R	13
58-34 MA - ME	R3112		Optional - Main Disc	89 -> 95			4261	7741	310 D	16
58-34 MA - ME	R3112		Optional - P.T.O.	89 -> 95			4356	7745	310 R	13
<b>60 Serie</b>										
60 - 60 S			P.T.O.	68 -> 84			4664	7745	225	16
60 - 60 S			Main Disc	68 -> 84			4048	7741	250 D	16
<b>61-12 Serie</b>										
61-12 RA - RS	R7711		Main Disc	84 -> 86			4158	7741	280 D	16
61-12 RA - RS	R7711		P.T.O.	84 -> 86			4260	7745	280 R	13
61-12 RA - RS	R7711		Optional - Main Disc	84 -> 86			4262		280 D	16
61-12 RA - RS	R7711		Optional - P.T.O.	84 -> 86			4260		280 R	13
<b>61-14 Serie</b>										
61-14 RA - RS	R7712		Main Disc	84 -> 86			4158	7741	280 D	16
61-14 RA - RS	R7712		P.T.O.	84 -> 86			4260	7745	280 R	13
61-14 RA - RS	R7712		Optional - Main Disc	84 -> 86			4262		280 D	16
61-14 RA - RS	R7712		Optional - P.T.O.	84 -> 86			4260		280 R	13
<b>65-12 Serie</b>										
65-12 LS	R3121		Main Disc	86 -> 89			4158	7741	280 D	16
65-12 LS	R3121		P.T.O.	86 -> 89			4260	7745	280 R	13
65-12 LS	R3121		Optional - Main Disc	86 -> 89			4262		280 D	16
65-12 LS	R3121		Optional - P.T.O.	86 -> 89			4260		280 R	13
<b>65-14 Serie</b>										
65-14 LS	R3122		Main Disc	86 -> 89			4158	7741	280 D	16
65-14 LS	R3122		P.T.O.	86 -> 89			4260	7745	280 R	13
65-14 LS	R3122		Optional - Main Disc	86 -> 89			4262		280 D	16
65-14 LS	R3122		Optional - P.T.O.	86 -> 89			4260		280 R	13
<b>65-32 Serie</b>										
65-32 MA - ME - MS - MX	R3121		Main Disc	89 -> 95			4158	7741	280 D	16
65-32 MA - ME - MS - MX	R3121		P.T.O.	89 -> 95			4260	7745	280 R	13
65-32 MA - ME - MS - MX	R3121		Optional - Main Disc	89 -> 95			4262		280 D	16
65-32 MA - ME - MS - MX	R3121		Optional - P.T.O.	89 -> 95			4260		280 R	13

  Description	 Engine	 Gearbox - Chassis	 Main Disc	 Year	 Code kit	 Code	 Code	 Code	 Z	 Pads
<b>65-34 Serie</b>										
65-34 MA - ME - MS - MX	R3122		Main Disc	89 -> 95			<b>4158</b>	<b>7741</b>	280 D	16
65-34 MA - ME - MS - MX	R3122		P.T.O.	89 -> 95			<b>4260</b>	<b>7745</b>	280 R	13
65-34 MA - ME - MS - MX	R3122		Optional - Main Disc	89 -> 95			<b>4262</b>		280 D	16 <b>5+5</b>
65-34 MA - ME - MS - MX	R3122		Optional - P.T.O.	89 -> 95			<b>4260</b>		280 R	13
<b>68-12 Serie</b>										
68-12 RA - RS	R7721	Chass. -> 70592	Main Disc	83 -> 87			<b>4185</b>	<b>7741</b>	310 D	16
68-12 RA - RS	R7721	Chass. -> 70592	P.T.O.	83 -> 87			<b>4356</b>	<b>7745</b>	310 R	13
68-12 RA - RS	R7721	Chass. -> 70592	Optional - Main Disc	83 -> 87			<b>4261</b>		310 D	16 <b>6+6</b>
68-12 RA - RS	R7721	Chass. -> 70592	Optional - P.T.O.	83 -> 87			<b>4356</b>		310 R	13
68-12 RA - RS	R7721	Chass. 70593 ->	Main Disc	83 -> 87			<b>4158</b>	<b>7741</b>	280 D	16
68-12 RA - RS	R7721	Chass. 70593 ->	P.T.O.	83 -> 87			<b>4260</b>	<b>7745</b>	280 R	13
68-12 RA - RS	R7721	Chass. 70593 ->	Optional - Main Disc	83 -> 87			<b>4262</b>		280 D	16 <b>5+5</b>
68-12 RA - RS	R7721	Chass. 70593 ->	Optional - P.T.O.	83 -> 87			<b>4260</b>		280 R	13
<b>68-14 Serie</b>										
68-14 RA - RS	R7722	Chass. -> 70592	Main Disc	83 -> 87			<b>4185</b>	<b>7741</b>	310 D	16
68-14 RA - RS	R7722	Chass. -> 70592	P.T.O.	83 -> 87			<b>4356</b>	<b>7745</b>	310 R	13
68-14 RA - RS	R7722	Chass. -> 70592	Optional - Main Disc	83 -> 87			<b>4261</b>		310 D	16 <b>6+6</b>
68-14 RA - RS	R7722	Chass. -> 70592	Optional - P.T.O.	83 -> 87			<b>4356</b>		310 R	13
68-14 RA - RS	R7722	Chass. 70593 ->	Main Disc	83 -> 87			<b>4158</b>	<b>7741</b>	280 D	16
68-14 RA - RS	R7722	Chass. 70593 ->	P.T.O.	83 -> 87			<b>4260</b>	<b>7745</b>	280 R	13
68-14 RA - RS	R7722	Chass. 70593 ->	Optional - Main Disc	83 -> 87			<b>4262</b>		280 D	16 <b>5+5</b>
68-14 RA - RS	R7722	Chass. 70593 ->	Optional - P.T.O.	83 -> 87			<b>4260</b>		280 R	13
<b>70 Serie</b>										
70 - 70 S			P.T.O.	68 -> 84			<b>4664</b>	<b>7745</b>	225	16
70 - 70 S			Main Disc	68 -> 84			<b>4048</b>	<b>7741</b>	250 D	16
<b>70-12 Serie</b>										
70-12 F - 70-12 LB - 70-12 V			Main Disc	86 -> 98			<b>4216</b>	<b>7722</b>	280 D	12
70-12 F - 70-12 LB - 70-12 V			P.T.O.	86 -> 98			<b>4461</b>		280 R	13
70-12 F - 70-12 LB - 70-12 V			Optional - Main Disc	86 -> 98			<b>4222</b>		280 D	12 <b>5+5</b>
70-12 F - 70-12 LB - 70-12 V			Optional - P.T.O.	86 -> 98			<b>4461</b>		280 R	13
70-12 SP	R3131		Main Disc	86 -> 89			<b>4158</b>	<b>7741</b>	280 D	16
70-12 SP	R3131		P.T.O.	86 -> 89			<b>4260</b>	<b>7745</b>	280 R	13
70-12 SP	R3131		Optional - Main Disc	86 -> 89			<b>4262</b>		280 D	16 <b>5+5</b>
70-12 SP	R3131		Optional - P.T.O.	86 -> 89			<b>4260</b>		280 R	13
<b>70-14 Serie</b>										
70-14 F - 70-14 LB - 70-14 V	R3268		Main Disc	86 -> 98			<b>4216</b>	<b>7722</b>	280 D	12
70-14 F - 70-14 LB - 70-14 V	R3268		P.T.O.	86 -> 98			<b>4461</b>		280 R	13
70-14 F - 70-14 LB - 70-14 V	R3268		Optional - Main Disc	86 -> 98			<b>4222</b>		280 D	12 <b>5+5</b>
70-14 F - 70-14 LB - 70-14 V	R3268		Optional - P.T.O.	86 -> 98			<b>4461</b>		280 R	13
70-14 SP	R3132		Main Disc	86 -> 89			<b>4158</b>	<b>7741</b>	280 D	16
70-14 SP	R3132		P.T.O.	86 -> 89			<b>4260</b>	<b>7745</b>	280 R	13
70-14 SP	R3132		Optional - Main Disc	86 -> 89			<b>4262</b>		280 D	16 <b>5+5</b>
70-14 SP	R3132		Optional - P.T.O.	86 -> 89			<b>4260</b>		280 R	13
<b>70-32 Serie</b>										
70-32 PA - PE - PS - PX	R3131		Main Disc	89 -> 95			<b>4158</b>	<b>7741</b>	280 D	16
70-32 PA - PE - PS - PX	R3131		P.T.O.	89 -> 95			<b>4260</b>	<b>7745</b>	280 R	13
70-32 PA - PE - PS - PX	R3131		Optional - Main Disc	89 -> 95			<b>4262</b>		280 D	16 <b>5+5</b>
70-32 PA - PE - PS - PX	R3131		Optional - P.T.O.	89 -> 95			<b>4260</b>		280 R	13
<b>70-34 Serie</b>										
70-34 PA - 70-34 PE - 70-34 PS - 70-34 PX	R3132		Main Disc	89 -> 95			<b>4158</b>	<b>7741</b>	280 D	16
70-34 PA - 70-34 PE - 70-34 PS - 70-34 PX	R3132		P.T.O.	89 -> 95			<b>4260</b>	<b>7745</b>	280 R	13
70-34 PA - 70-34 PE - 70-34 PS - 70-34 PX	R3132		Optional - Main Disc	89 -> 95			<b>4262</b>		280 D	16 <b>5+5</b>
70-34 PA - 70-34 PE - 70-34 PS - 70-34 PX	R3132		Optional - P.T.O.	89 -> 95			<b>4260</b>		280 R	13




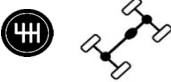









  Description	 Engine	 Gearbox - Chassis	 Main Disc	 Year	 Code kit	 Code	 Code	 Code	 Z	 Pads
<b>75-12 Serie</b>										
75-12 RA - 75-12 RS - 75-12 TS	R7731	Chass. -> 71192	Main Disc	83 -> 87			<b>4185</b>	<b>7741</b>	310 D	16
75-12 RA - 75-12 RS - 75-12 TS	R7731	Chass. -> 71192	P.T.O.	83 -> 87			<b>4356</b>	<b>7745</b>	310 R	13
75-12 RA - 75-12 RS - 75-12 TS	R7731	Chass. -> 71192	Optional - Main Disc	83 -> 87			<b>4261</b>		310 D	16 <b>6+6</b>
75-12 RA - 75-12 RS - 75-12 TS	R7731	Chass. -> 71192	Optional - P.T.O.	83 -> 87			<b>4356</b>		310 R	13
75-12 RA - 75-12 RS - 75-12 TS	R7731	Chass. 71193 ->	Main Disc	83 -> 87			<b>4158</b>	<b>7741</b>	280 D	16
75-12 RA - 75-12 RS - 75-12 TS	R7731	Chass. 71193 ->	P.T.O.	83 -> 87			<b>4260</b>	<b>7745</b>	280 R	13
75-12 RA - 75-12 RS - 75-12 TS	R7731	Chass. 71193 ->	Optional - Main Disc	83 -> 87			<b>4262</b>		280 D	16 <b>5+5</b>
75-12 RA - 75-12 RS - 75-12 TS	R7731	Chass. 71193 ->	Optional - P.T.O.	83 -> 87			<b>4260</b>		280 R	13
<b>75-14 Serie</b>										
75-14 RA - 75-14 RS - 75-14 TS	R7732	Chass. -> 72783	Main Disc	83 -> 87			<b>4185</b>	<b>7741</b>	310 D	16
75-14 RA - 75-14 RS - 75-14 TS	R7732	Chass. -> 72783	P.T.O.	83 -> 87			<b>4356</b>	<b>7745</b>	310 R	13
75-14 RA - 75-14 RS - 75-14 TS	R7732	Chass. -> 72783	Optional - Main Disc	83 -> 87			<b>4261</b>		310 D	16 <b>6+6</b>
75-14 RA - 75-14 RS - 75-14 TS	R7732	Chass. -> 72783	Optional - P.T.O.	83 -> 87			<b>4356</b>		310 R	13
75-14 RA - 75-14 RS - 75-14 TS	R7732	Chass. -> 72783	Main Disc	83 -> 87			<b>4158</b>	<b>7741</b>	280 D	16
75-14 RA - 75-14 RS - 75-14 TS	R7732	Chass. -> 72783	P.T.O.	83 -> 87			<b>4260</b>	<b>7745</b>	280 R	13
75-14 RA - 75-14 RS - 75-14 TS	R7732	Chass. -> 72783	Optional - Main Disc	83 -> 87			<b>4262</b>		280 D	16 <b>5+5</b>
75-14 RA - 75-14 RS - 75-14 TS	R7732	Chass. -> 72783	Optional - P.T.O.	83 -> 87			<b>4260</b>		280 R	13
<b>75-32 Serie</b>										
75-32 MA - ME - MS - MX	R3141	Chass. -> C1232	Main Disc	89 -> 95			<b>4158</b>	<b>7741</b>	280 D	16
75-32 MA - ME - MS - MX	R3141	Chass. -> C1232	P.T.O.	89 -> 95			<b>4260</b>	<b>7745</b>	280 R	13
75-32 MA - ME - MS - MX	R3141	Chass. -> C1232	Optional - Main Disc	89 -> 95			<b>4262</b>		280 D	16 <b>5+5</b>
75-32 MA - ME - MS - MX	R3141	Chass. -> C1232	Optional - P.T.O.	89 -> 95			<b>4260</b>		280 R	13
75-32 MA - ME - MS - MX	R3141	Chass. C1233 ->	Main Disc	89 -> 95			<b>4185</b>	<b>7741</b>	310 D	16
75-32 MA - ME - MS - MX	R3141	Chass. C1233 ->	P.T.O.	89 -> 95			<b>4356</b>	<b>7745</b>	310 R	13
75-32 MA - ME - MS - MX	R3141	Chass. C1233 ->	Optional - Main Disc	89 -> 95			<b>4261</b>		310 D	16 <b>6+6</b>
75-32 MA - ME - MS - MX	R3141	Chass. C1233 ->	Optional - P.T.O.	89 -> 95			<b>4356</b>		310 R	13
<b>75-34 Serie</b>										
75-34 MA - ME - MS - MX	R3142	Chass. -> C2614	Main Disc	89 -> 95			<b>4158</b>	<b>7741</b>	280 D	16
75-34 MA - ME - MS - MX	R3142	Chass. -> C2614	P.T.O.	89 -> 95			<b>4260</b>	<b>7745</b>	280 R	13
75-34 MA - ME - MS - MX	R3142	Chass. -> C2614	Optional - Main Disc	89 -> 95			<b>4262</b>		280 D	16 <b>5+5</b>
75-34 MA - ME - MS - MX	R3142	Chass. -> C2614	Optional - P.T.O.	89 -> 95			<b>4260</b>		280 R	13
75-34 MA - ME - MS - MX	R3142	Chass. C2615 ->	Main Disc	89 -> 95			<b>4185</b>	<b>7741</b>	310 D	16
75-34 MA - ME - MS - MX	R3142	Chass. C2615 ->	P.T.O.	89 -> 95			<b>4356</b>	<b>7745</b>	310 R	13
75-34 MA - ME - MS - MX	R3142	Chass. C2615 ->	Optional - Main Disc	89 -> 95			<b>4261</b>		310 D	16 <b>6+6</b>
75-34 MA - ME - MS - MX	R3142	Chass. C2615 ->	Optional - P.T.O.	89 -> 95			<b>4356</b>		310 R	13
<b>77-12 Serie</b>										
77-12 TS	R7721	Chass. -> 70592	Main Disc	87 -> 89			<b>4185</b>	<b>7741</b>	310 D	16
77-12 TS	R7721	Chass. -> 70592	P.T.O.	87 -> 89			<b>4356</b>	<b>7745</b>	310 R	13
77-12 TS	R7721	Chass. -> 70592	Optional - Main Disc	87 -> 89			<b>4261</b>		310 D	16 <b>6+6</b>
77-12 TS	R7721	Chass. -> 70592	Optional - P.T.O.	87 -> 89			<b>4356</b>		310 R	13
77-12 TS	R7721	Chass. 70593 ->	Main Disc	87 -> 89			<b>4158</b>	<b>7741</b>	280 D	16
77-12 TS	R7721	Chass. 70593 ->	P.T.O.	87 -> 89			<b>4260</b>	<b>7745</b>	280 R	13
77-12 TS	R7721	Chass. 70593 ->	Optional - Main Disc	87 -> 89			<b>4262</b>		280 D	16 <b>5+5</b>
77-12 TS	R7721	Chass. 70593 ->	Optional - P.T.O.	87 -> 89			<b>4260</b>		280 R	13
<b>77-14 Serie</b>										
77-14 TS	R7722	Chass. -> 70753	Main Disc	87 -> 89			<b>4185</b>	<b>7741</b>	310 D	16
77-14 TS	R7722	Chass. -> 70753	P.T.O.	87 -> 89			<b>4356</b>	<b>7745</b>	310 R	13
77-14 TS	R7722	Chass. -> 70753	Optional - Main Disc	87 -> 89			<b>4261</b>		310 D	16 <b>6+6</b>
77-14 TS	R7722	Chass. -> 70753	Optional - P.T.O.	87 -> 89			<b>4356</b>		310 R	13
77-14 TS	R7722	Chass. 70754 ->	Main Disc	87 -> 89			<b>4158</b>	<b>7741</b>	280 D	16
77-14 TS	R7722	Chass. 70754 ->	P.T.O.	87 -> 89			<b>4260</b>	<b>7745</b>	280 R	13
77-14 TS	R7722	Chass. 70754 ->	Optional - Main Disc	87 -> 89			<b>4262</b>		280 D	16 <b>5+5</b>
77-14 TS	R7722	Chass. 70754 ->	Optional - P.T.O.	87 -> 89			<b>4260</b>		280 R	13

  Description	 Engine	 Gearbox - Chassis	 P.T.O.	 Year	 Code kit	 Code	 Code	 Code	 Z	 Pads
<b>80 Serie</b>										
80	R7282		P.T.O.	68 -> 77			<b>4664</b>	<b>7745</b>	225	16
80	R7282		Main Disc	68 -> 77			<b>4048</b>	<b>7741</b>	250 D	16
80 S	R7385		P.T.O.	76 -> 86			<b>4664</b>	<b>7745</b>	225	16
80 S	R7385		Main Disc	76 -> 86			<b>4048</b>	<b>7741</b>	250 D	16
<b>80-12 Serie</b>										
80-12 F	R3276		Main Disc	86 -> 98			<b>4216</b>	<b>7722</b>	280 D	12
80-12 F	R3276		P.T.O.	86 -> 98			<b>4461</b>		280 R	13
80-12 F	R3276		Optional - Main Disc	86 -> 98			<b>4222</b>		280 D	12
80-12 F	R3276		Optional - P.T.O.	86 -> 98			<b>4461</b>		280 R	13
80-12 V	R3275		Main Disc	92 -> 98			<b>4216</b>	<b>7722</b>	280 D	12
80-12 V	R3275		P.T.O.	92 -> 98			<b>4461</b>		280 R	13
80-12 V	R3275		Optional - Main Disc	92 -> 98			<b>4222</b>		280 D	12
80-12 V	R3275		Optional - P.T.O.	92 -> 98			<b>4461</b>		280 R	13
80-12 SP	R3151	Chass. -> C0054	Main Disc	87 -> 89			<b>4185</b>	<b>7741</b>	310 D	16
80-12 SP	R3151	Chass. -> C0054	P.T.O.	87 -> 89			<b>4356</b>	<b>7745</b>	310 R	13
80-12 SP	R3151	Chass. -> C0054	Optional - Main Disc	87 -> 89			<b>4261</b>		310 D	16
80-12 SP	R3151	Chass. -> C0054	Optional - P.T.O.	87 -> 89			<b>4356</b>		310 R	13
80-12 TX	R7731	Chass. -> 71192	Main Disc	84 -> 85			<b>4185</b>	<b>7741</b>	310 D	16
80-12 TX	R7731	Chass. -> 71192	P.T.O.	84 -> 85			<b>4356</b>	<b>7745</b>	310 R	13
80-12 TX	R7731	Chass. -> 71192	Optional - Main Disc	84 -> 85			<b>4261</b>		310 D	16
80-12 TX	R7731	Chass. -> 71192	Optional - P.T.O.	84 -> 85			<b>4356</b>		310 R	13
80-12 TX	7761		Main Disc	85 -> 87			<b>4185</b>	<b>7741</b>	310 D	16
80-12 TX	7761		P.T.O.	85 -> 87			<b>4356</b>	<b>7745</b>	310 R	13
80-12 TX	7761		Optional - Main Disc	85 -> 87			<b>4261</b>		310 D	16
80-12 TX	7761		Optional - P.T.O.	85 -> 87			<b>4356</b>		310 R	13
80-12 SP	R3151	Chass. C0055 ->	Main Disc	87 -> 89			<b>4158</b>	<b>7741</b>	280 D	16
80-12 SP	R3151	Chass. C0055 ->	P.T.O.	87 -> 89			<b>4260</b>	<b>7745</b>	280 R	13
80-12 SP	R3151	Chass. C0055 ->	Optional - Main Disc	87 -> 89			<b>4262</b>		280 D	16
80-12 SP	R3151	Chass. C0055 ->	Optional - P.T.O.	87 -> 89			<b>4260</b>		280 R	13
80-12 TX	R7731	Chass. 71193 ->	Main Disc	84 -> 85			<b>4158</b>	<b>7741</b>	280 D	16
80-12 TX	R7731	Chass. 71193 ->	P.T.O.	84 -> 85			<b>4260</b>	<b>7745</b>	280 R	13
80-12 TX	R7731	Chass. 71193 ->	Optional - Main Disc	84 -> 85			<b>4262</b>		280 D	16
80-12 TX	R7731	Chass. 71193 ->	Optional - P.T.O.	84 -> 85			<b>4260</b>		280 R	13
80-12 TX	7761		Main Disc	85 -> 87			<b>4158</b>	<b>7741</b>	280 D	16
80-12 TX	7761		P.T.O.	85 -> 87			<b>4260</b>	<b>7745</b>	280 R	13
80-12 TX	7761		Optional - Main Disc	85 -> 87			<b>4262</b>		280 D	16
80-12 TX	7761		Optional - P.T.O.	85 -> 87			<b>4260</b>		280 R	13
<b>80-14 Serie</b>										
80-14 F - 80-14 LB - 80-14 V	R3272/7778		Main Disc	86 -> 98			<b>4216</b>	<b>7722</b>	280 D	12
80-14 F - 80-14 LB - 80-14 V	R3272/7778		P.T.O.	86 -> 98			<b>4461</b>		280 R	13
80-14 F - 80-14 LB - 80-14 V	R3272/7778		Optional - Main Disc	86 -> 98			<b>4222</b>		280 D	12
80-14 F - 80-14 LB - 80-14 V	R3272/7778		Optional - P.T.O.	86 -> 98			<b>4461</b>		280 R	13
80-14 SP	R3152	Ch. -> C0230 - except C0186/187	Main Disc	87 -> 89			<b>4185</b>	<b>7741</b>	310 D	16
80-14 SP	R3152	Ch. -> C0230 - except C0186/187	P.T.O.	87 -> 89			<b>4356</b>	<b>7745</b>	310 R	13
80-14 SP	R3152	Ch. -> C0230 - except C0186/187	Optional - Main Disc	87 -> 89			<b>4261</b>		310 D	16
80-14 SP	R3152	Ch. -> C0230 - except C0186/187	Optional - P.T.O.	87 -> 89			<b>4356</b>		310 R	13
80-14 TX	R7732	Chass. -> 72783	Main Disc	84 -> 85			<b>4185</b>	<b>7741</b>	310 D	16
80-14 TX	R7732	Chass. -> 72783	P.T.O.	84 -> 85			<b>4356</b>	<b>7745</b>	310 R	13
80-14 TX	R7732	Chass. -> 72783	Optional - Main Disc	84 -> 85			<b>4261</b>		310 D	16
80-14 TX	R7732	Chass. -> 72783	Optional - P.T.O.	84 -> 85			<b>4356</b>		310 R	13
80-14 TX	R7762	Chass. -> 70940	Main Disc	85 -> 87			<b>4185</b>	<b>7741</b>	310 D	16
80-14 TX	R7762	Chass. -> 70940	P.T.O.	85 -> 87			<b>4356</b>	<b>7745</b>	310 R	13
80-14 TX	R7762	Chass. -> 70940	Optional - Main Disc	85 -> 87			<b>4261</b>		310 D	16
80-14 TX	R7762	Chass. -> 70940	Optional - P.T.O.	85 -> 87			<b>4356</b>		310 R	13
80-14 SP	R3152	Chass. C0231 -> and C0186/187	Main Disc	87 -> 89			<b>4158</b>	<b>7741</b>	280 D	16
80-14 SP	R3152	Chass. C0231 -> and C0186/187	P.T.O.	87 -> 89			<b>4260</b>	<b>7745</b>	280 R	13
80-14 SP	R3152	Chass. C0231 -> and C0186/187	Optional - Main Disc	87 -> 89			<b>4262</b>		280 D	16













 										
Description	Engine	Gearbox - Chassis	Optional - P.T.O.	Year	Code kit	Code	Code	Code	Z	Pads
80-14 SP	R3152	Chass. C0231 -> and C0186/187	Optional - P.T.O.	87 -> 89			<b>4260</b>		280 R	13
80-14 TX	R7732	Chass. 72784 ->	Main Disc	84 -> 85			<b>4158</b>	<b>7741</b>	280 D	16
80-14 TX	R7732	Chass. 72784 ->	P.T.O.	84 -> 85			<b>4260</b>	<b>7745</b>	280 R	13
80-14 TX	R7732	Chass. 72784 ->	Optional - Main Disc	84 -> 85			<b>4262</b>		280 D	16
80-14 TX	R7732	Chass. 72784 ->	Optional - P.T.O.	84 -> 85			<b>4260</b>		280 R	13
80-14 TX	R7762	Chass. 70941 ->	Main Disc	85 -> 87			<b>4158</b>	<b>7741</b>	280 D	16
80-14 TX	R7762	Chass. 70941 ->	P.T.O.	85 -> 87			<b>4260</b>	<b>7745</b>	280 R	13
80-14 TX	R7762	Chass. 70941 ->	Optional - Main Disc	85 -> 87			<b>4262</b>		280 D	16
80-14 TX	R7762	Chass. 70941 ->	Optional - P.T.O.	85 -> 87			<b>4260</b>		280 R	13
<b>80-32 Serie</b>										
80-32 PA - PE - PS - PX	R3151	Chass. -> C0306	Main Disc	89 -> 92			<b>4158</b>	<b>7741</b>	280 D	16
80-32 PA - PE - PS - PX	R3151	Chass. -> C0306	P.T.O.	89 -> 92			<b>4260</b>	<b>7745</b>	280 R	13
80-32 PA - PE - PS - PX	R3151	Chass. -> C0306	Optional - Main Disc	89 -> 92			<b>4262</b>		280 D	16
80-32 PA - PE - PS - PX	R3151	Chass. -> C0306	Optional - P.T.O.	89 -> 92			<b>4260</b>		280 R	13
80-32 PA - PE - PS - PX	R3151	Chass. C0307 ->	Main Disc	89 -> 92			<b>4185</b>	<b>7741</b>	310 D	16
80-32 PA - PE - PS - PX	R3151	Chass. C0307 ->	P.T.O.	89 -> 92			<b>4356</b>	<b>7745</b>	310 R	13
80-32 PA - PE - PS - PX	R3151	Chass. C0307 ->	Optional - Main Disc	89 -> 92			<b>4261</b>		310 D	16
80-32 PA - PE - PS - PX	R3151	Chass. C0307 ->	Optional - P.T.O.	89 -> 92			<b>4356</b>		310 R	13
<b>80-34 Serie</b>										
80-34 PA - PE - PS - PX	R3152	Chass. -> C0660	Main Disc	89 -> 92			<b>4158</b>	<b>7741</b>	280 D	16
80-34 PA - PE - PS - PX	R3152	Chass. -> C0660	P.T.O.	89 -> 92			<b>4260</b>	<b>7745</b>	280 R	13
80-34 PA - PE - PS - PX	R3152	Chass. -> C0660	Optional - Main Disc	89 -> 92			<b>4262</b>		280 D	16
80-34 PA - PE - PS - PX	R3152	Chass. -> C0660	Optional - P.T.O.	89 -> 92			<b>4260</b>		280 R	13
80-34 PA - PE - PS - PX	R3152	Chass. C0661 ->	Main Disc	89 -> 92			<b>4185</b>	<b>7741</b>	310 D	16
80-34 PA - PE - PS - PX	R3152	Chass. C0661 ->	P.T.O.	89 -> 92			<b>4356</b>	<b>7745</b>	310 R	13
80-34 PA - PE - PS - PX	R3152	Chass. C0661 ->	Optional - Main Disc	89 -> 92			<b>4261</b>		310 D	16
80-34 PA - PE - PS - PX	R3152	Chass. C0661 ->	Optional - P.T.O.	89 -> 92			<b>4356</b>		310 R	13
<b>85-12 Serie</b>										
85-12 LS	R3161	Ch. -> 61C249 and 61C714 ->	Main Disc	86 -> 89			<b>4185</b>	<b>7741</b>	310 D	16
85-12 LS	R3161	Ch. -> 61C249 and 61C714 ->	P.T.O.	86 -> 89			<b>4356</b>	<b>7745</b>	310 R	13
85-12 LS	R3161	Ch. -> 61C249 and 61C714 ->	Optional - Main Disc	86 -> 89			<b>4261</b>		310 D	16
85-12 LS	R3161	Ch. -> 61C249 and 61C714 ->	Optional - P.T.O.	86 -> 89			<b>4356</b>		310 R	13
85-12 LS	R3161	Ch. 61C250-61C713	Main Disc	86 -> 89			<b>4158</b>	<b>7741</b>	280 D	16
85-12 LS	R3161	Ch. 61C250-61C713	P.T.O.	86 -> 89			<b>4260</b>	<b>7745</b>	280 R	13
85-12 LS	R3161	Ch. 61C250-61C713	Optional - Main Disc	86 -> 89			<b>4262</b>		280 D	16
85-12 LS	R3161	Ch. 61C250-61C713	Optional - P.T.O.	86 -> 89			<b>4260</b>		280 R	13
85-12 TS - TX	R7761	Chass. -> 70236	Main Disc	87 -> 89			<b>4185</b>	<b>7741</b>	310 D	16
85-12 TS - TX	R7761	Chass. -> 70236	P.T.O.	87 -> 89			<b>4356</b>	<b>7745</b>	310 R	13
85-12 TS - TX	R7761	Chass. -> 70236	Optional - Main Disc	87 -> 89			<b>4261</b>		310 D	16
85-12 TS - TX	R7761	Chass. -> 70236	Optional - P.T.O.	87 -> 89			<b>4356</b>		310 R	13
85-12 TS - TX	R7761	Chass. 70237 ->	Main Disc	87 -> 89			<b>4158</b>	<b>7741</b>	280 D	16
85-12 TS - TX	R7761	Chass. 70237 ->	P.T.O.	87 -> 89			<b>4260</b>	<b>7745</b>	280 R	13
85-12 TS - TX	R7761	Chass. 70237 ->	Optional - Main Disc	87 -> 89			<b>4262</b>		280 D	16
85-12 TS - TX	R7761	Chass. 70237 ->	Optional - P.T.O.	87 -> 89			<b>4260</b>		280 R	13
<b>85-14 Serie</b>										
85-14 LS	R3162	Ch. -> 62C680 and 62C1689 ->	Main Disc	86 -> 89			<b>4185</b>	<b>7741</b>	310 D	16
85-14 LS	R3162	Ch. -> 62C680 and 62C1689 ->	P.T.O.	86 -> 89			<b>4356</b>	<b>7745</b>	310 R	13
85-14 LS	R3162	Ch. -> 62C680 and 62C1689 ->	Optional - Main Disc	86 -> 89			<b>4261</b>		310 D	16
85-14 LS	R3162	Ch. -> 62C680 and 62C1689 ->	Optional - P.T.O.	86 -> 89			<b>4356</b>		310 R	13
85-14 LS	R3162	Ch. 62C681-62C1688	Main Disc	86 -> 89			<b>4158</b>	<b>7741</b>	280 D	16
85-14 LS	R3162	Ch. 62C681-62C1688	P.T.O.	86 -> 89			<b>4260</b>	<b>7745</b>	280 R	13
85-14 LS	R3162	Ch. 62C681-62C1688	Optional - Main Disc	86 -> 89			<b>4262</b>		280 D	16
85-14 LS	R3162	Ch. 62C681-62C1688	Optional - P.T.O.	86 -> 89			<b>4260</b>		280 R	13
85-14 TS - TX	R7762	Chass. -> 70940	Main Disc	87 -> 89			<b>4185</b>	<b>7741</b>	310 D	16
85-14 TS - TX	R7762	Chass. -> 70940	P.T.O.	87 -> 89			<b>4356</b>	<b>7745</b>	310 R	13
85-14 TS - TX	R7762	Chass. -> 70940	Optional - Main Disc	87 -> 89			<b>4261</b>		310 D	16
85-14 TS - TX	R7762	Chass. -> 70940	Optional - P.T.O.	87 -> 89			<b>4356</b>		310 R	13
85-14 TS - TX	R7762	Chass. 70941 ->	Main Disc	87 -> 89			<b>4158</b>	<b>7741</b>	280 D	16

  Description	 Engine	 Gearbox - Chassis	 P.T.O.	 Year	 Code kit	 Code	 Code	 Code	 Code	 Z	 Pads
85-14 TS - TX	R7762	Chass. 70941 ->	P.T.O.	87 -> 89			<b>4260</b>	<b>7745</b>	280 R	13	
85-14 TS - TX	R7762	Chass. 70941 ->	Optional - Main Disc	87 -> 89			<b>4262</b>		280 D	16	<b>5+5</b>
85-14 TS - TX	R7762	Chass. 70941 ->	Optional - P.T.O.	87 -> 89			<b>4260</b>		280 R	13	
<b>85-32 Serie</b>											
85-32 MA - ME - MS - MX	R3161	Chass. -> C0713	Main Disc	89 -> 95			<b>4158</b>	<b>7741</b>	280 D	16	
85-32 MA - ME - MS - MX	R3161	Chass. -> C0713	P.T.O.	89 -> 95			<b>4260</b>	<b>7745</b>	280 R	13	
85-32 MA - ME - MS - MX	R3161	Chass. -> C0713	Optional - Main Disc	89 -> 95			<b>4262</b>		280 D	16	<b>5+5</b>
85-32 MA - ME - MS - MX	R3161	Chass. -> C0713	Optional - P.T.O.	89 -> 95			<b>4260</b>		280 R	13	
85-32 MA - ME - MS - MX	R3161	Chass. C0714 ->	Main Disc	89 -> 95			<b>4185</b>	<b>7741</b>	310 D	16	
85-32 MA - ME - MS - MX	R3161	Chass. C0714 ->	P.T.O.	89 -> 95			<b>4356</b>	<b>7745</b>	310 R	13	
85-32 MA - ME - MS - MX	R3161	Chass. C0714 ->	Optional - Main Disc	89 -> 95			<b>4261</b>		310 D	16	<b>6+6</b>
85-32 MA - ME - MS - MX	R3161	Chass. C0714 ->	Optional - P.T.O.	89 -> 95			<b>4356</b>		310 R	13	
<b>85-34 Serie</b>											
85-34 MA - ME - MS - MX	R3162	Chass. C1688 ->	Main Disc	89 -> 93			<b>4158</b>	<b>7741</b>	280 D	16	
85-34 MA - ME - MS - MX	R3162	Chass. C1688 ->	P.T.O.	89 -> 93			<b>4260</b>	<b>7745</b>	280 R	13	
85-34 MA - ME - MS - MX	R3162	Chass. C1688 ->	Optional - Main Disc	89 -> 93			<b>4262</b>		280 D	16	<b>5+5</b>
85-34 MA - ME - MS - MX	R3162	Chass. C1688 ->	Optional - P.T.O.	89 -> 93			<b>4260</b>		280 R	13	
85-34 MA - ME - MS - MX	R3162	Chass. C1689 ->	Main Disc	89 -> 93			<b>4185</b>	<b>7741</b>	310 D	16	
85-34 MA - ME - MS - MX	R3162	Chass. C1689 ->	P.T.O.	89 -> 93			<b>4356</b>	<b>7745</b>	310 R	13	
85-34 MA - ME - MS - MX	R3162	Chass. C1689 ->	Optional - Main Disc	89 -> 93			<b>4261</b>		310 D	16	<b>6+6</b>
85-34 MA - ME - MS - MX	R3162	Chass. C1689 ->	Optional - P.T.O.	89 -> 93			<b>4356</b>		310 R	13	
<b>90-32 Serie</b>											
90-32 MA - ME - MS - MX	R3171	Chass. -> C0095	Main Disc	89 -> 95			<b>4185</b>	<b>7741</b>	310 D	16	
90-32 MA - ME - MS - MX	R3171	Chass. -> C0095	P.T.O.	89 -> 95			<b>4356</b>	<b>7745</b>	310 R	13	
90-32 MA - ME - MS - MX	R3171	Chass. -> C0095	Optional - Main Disc	89 -> 95			<b>4261</b>		310 D	16	<b>6+6</b>
90-32 MA - ME - MS - MX	R3171	Chass. -> C0095	Optional - P.T.O.	89 -> 95			<b>4356</b>		310 R	13	
90-32 MA - ME - MS - MX	R3171	Chass. C0096 ->	Main Disc	89 -> 95			<b>4618</b>	<b>7741</b>	327 D	16	
90-32 MA - ME - MS - MX	R3171	Chass. C0096 ->	P.T.O.	89 -> 95			<b>4356</b>	<b>7745</b>	310 R	13	
90-32 MA - ME - MS - MX	R3171	Chass. C0096 ->	Optional - Main Disc	89 -> 95			<b>4622</b>		327 D	16	<b>5+5</b>
90-32 MA - ME - MS - MX	R3171	Chass. C0096 ->	Optional - P.T.O.	89 -> 95			<b>4356</b>		310 R	13	
<b>90-34 Serie</b>											
90-34 FT - MA - ME - MS - MX	R3172	Chass. -> C2954	Main Disc	89 -> 93			<b>4185</b>	<b>7741</b>	310 D	16	
90-34 FT - MA - ME - MS - MX	R3172	Chass. -> C2954	P.T.O.	89 -> 93			<b>4356</b>	<b>7745</b>	310 R	13	
90-34 FT - MA - ME - MS - MX	R3172	Chass. -> C2954	Optional - Main Disc	89 -> 93			<b>4261</b>		310 D	16	<b>6+6</b>
90-34 FT - MA - ME - MS - MX	R3172	Chass. -> C2954	Optional - P.T.O.	89 -> 93			<b>4356</b>		310 R	13	
90-34 FT - MA - ME - MS - MX	R3172	Chass. C2955 ->	Main Disc	89 -> 93			<b>4618</b>	<b>7741</b>	327 D	16	
90-34 FT - MA - ME - MS - MX	R3172	Chass. C2955 ->	P.T.O.	89 -> 93			<b>4356</b>	<b>7745</b>	310 R	13	
90-34 FT - MA - ME - MS - MX	R3172	Chass. C2955 ->	Optional - Main Disc	89 -> 93			<b>4622</b>		327 D	16	<b>5+5</b>
90-34 FT - MA - ME - MS - MX	R3172	Chass. C2955 ->	Optional - P.T.O.	89 -> 93			<b>4356</b>		310 R	13	
<b>90 Serie</b>											
90 - 90 S	R7395-R7396		P.T.O.	79 -> 86			<b>4664</b>	<b>7745</b>	225	16	
90 - 90 S	R7395-R7396		Main Disc	79 -> 86			<b>4048</b>	<b>7741</b>	250 D	16	
92 - 94	R7601-R7611		P.T.O.	69 -> 73			<b>4158</b>	<b>7745</b>	280 D	16	
92 - 94	R7601-R7611		Main Disc	69 -> 73			<b>4145</b>	<b>7741</b>	280 D	16	
96	R7631		P.T.O.	69 -> 73			<b>4185</b>	<b>7745</b>	310 D	16	
96	R7631		Main Disc	69 -> 73			<b>4156</b>	<b>7741</b>	310 D	16	
98	R7651		P.T.O.	70 -> 73			<b>4158</b>	<b>7745</b>	280 D	16	
98	R7651		Main Disc	70 -> 73			<b>4145</b>	<b>7741</b>	280 D	16	
98	R7651		Optional - Main Disc	70 -> 73			<b>4263</b>		280 D	16	<b>6+6</b>
98	R7651		P.T.O.	70 -> 73			<b>4185</b>	<b>7745</b>	310 D	16	
98	R7651		Main Disc	70 -> 73			<b>4156</b>	<b>7741</b>	310 D	16	
98	R7651		Optional - Main Disc	70 -> 73			<b>4264</b>		310 D	16	<b>6+6</b>






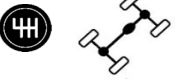








  Description	 Engine	 Gearbox - Chassis	 P.T.O.	 Year	 Code kit	 Code	 Code	 Code	 Code	 Z	 Pads
<b>95-12 Serie</b>											
95-12 RE - TS - TS16 - TX - TX16	R7811		P.T.O.	85 -> 87			<b>4358</b>	<b>7745</b>	310 R	18	
95-12 RE - TS - TS16 - TX - TX16	R7811		Main Disc	85 -> 87			<b>4156</b>	<b>7741</b>	310 D	16	
95-12 RE - TS - TS16 - TX - TX16	R7811		Optional - Main Disc	85 -> 87			<b>4264</b>		310 D	16	<b>6+6</b>
<b>95-14 Serie</b>											
95-14 RE - RS - TS - TS16 - TX - TX16	R7812		P.T.O.	85 -> 87			<b>4358</b>	<b>7745</b>	310 R	18	
95-14 RE - RS - TS - TS16 - TX - TX16	R7812		Main Disc	85 -> 87			<b>4156</b>	<b>7741</b>	310 D	16	
95-14 RE - RS - TS - TS16 - TX - TX16	R7812		Optional - Main Disc	85 -> 87			<b>4264</b>		310 D	16	<b>6+6</b>
<b>103-12 Serie</b>											
103-12 RE - RS - TS - TS16 - TX16	R7821		P.T.O.	85 -> 88			<b>4358</b>	<b>7745</b>	310 R	18	
103-12 RE - RS - TS - TS16 - TX16	R7821		Main Disc	85 -> 88			<b>4156</b>	<b>7741</b>	310 D	16	
103-12 RE - RS - TS - TS16 - TX16	R7821		Optional - Main Disc	85 -> 88			<b>4264</b>		310 D	16	<b>6+6</b>
<b>103-14 Serie</b>											
103-14 RE - RS - TS - TS16 - TX16	R7821		P.T.O.	85 -> 88			<b>4358</b>	<b>7745</b>	310 R	18	
103-14 RE - RS - TS - TS16 - TX16	R7821		Main Disc	85 -> 88			<b>4156</b>	<b>7741</b>	310 D	16	
103-14 RE - RS - TS - TS16 - TX16	R7821		Optional - Main Disc	85 -> 88			<b>4264</b>		310 D	16	<b>6+6</b>
<b>103-52 Serie</b>											
103-52 TA - TE - TS - TX	R7821	Tractoshift - Tractonic	P.T.O.	89 -> 92			<b>2193</b>		350 R	26	<b>8+8</b>
103-52 TA - TE - TS - TX	R7821	Tractoshift - Tractonic	Torsion Dumper	89 -> 92			<b>4667</b>		225 C	16	
103-52 TA - TE - TS - TX	R7821		P.T.O.	89 -> 92			<b>4358</b>	<b>7745</b>	310 R	18	
103-52 TA - TE - TS - TX	R7821		Main Disc	89 -> 92			<b>4156</b>	<b>7741</b>	310 D	16	
103-52 TA - TE - TS - TX	R7821		Optional - Main Disc	89 -> 92			<b>4264</b>		310 D	16	<b>6+6</b>
<b>103-54 Serie</b>											
103-54 TA - TE - TS - TX	R7822	Tractoshift - Tractonic	P.T.O.	89 -> 92			<b>2193</b>		350 R	26	<b>8+8</b>
103-54 TA - TE - TS - TX	R7822	Tractoshift - Tractonic	Torsion Dumper	89 -> 92			<b>4667</b>		225 C	16	
103-54 TA - TE - TS - TX	R7822		P.T.O.	89 -> 92			<b>4358</b>	<b>7745</b>	310 R	18	
103-54 TA - TE - TS - TX	R7822		Main Disc	89 -> 92			<b>4156</b>	<b>7741</b>	310 D	16	
103-54 TA - TE - TS - TX	R7822		Optional - Main Disc	89 -> 92			<b>4264</b>		310 D	16	<b>6+6</b>
<b>106-14 Serie</b>											
106-14 SP	R7832	Chass. -> 51178	P.T.O.	84 -> 87			<b>4358</b>	<b>7745</b>	310 R	18	
106-14 SP	R7832	Chass. -> 51178	Main Disc	84 -> 87			<b>4156</b>	<b>7741</b>	310 D	16	
106-14 SP	R7832	Chass. -> 51178	Optional - Main Disc	84 -> 87			<b>4264</b>		310 D	16	<b>6+6</b>
106-14 SP	R7832	Chass. 51179 ->	P.T.O.	84 -> 87			<b>4322</b>	<b>7745</b>	330 R	18	
106-14 SP	R7832	Chass. 51179 ->	Main Disc	84 -> 87			<b>4323</b>	<b>7741</b>	330 D	16	
106-14 SP	R7832	Chass. 51179 ->	Optional - Main Disc	84 -> 87			<b>4324</b>		330 D	16	<b>6+6</b>
<b>106-54 Serie</b>											
106-54 - TL - TM - TS	R7842	Tractoshift - Tractonic	P.T.O.	92 -> 00			<b>2193</b>		350 R	26	<b>8+8</b>
106-54 - TL - TM - TS	R7842	Tractoshift - Tractonic	Torsion Dumper	92 -> 00			<b>4667</b>		225 C	16	
106-54 - TL - TM - TS	R7842		P.T.O.	92 -> 00			<b>4322</b>	<b>7745</b>	330 R	18	
106-54 - TL - TM - TS	R7842		Main Disc	92 -> 00			<b>4323</b>	<b>7741</b>	330 D	16	
106-54 - TL - TM - TS	R7842		Optional - Main Disc	92 -> 00			<b>4324</b>		330 D	16	<b>6+6</b>
<b>110-14 Serie</b>											
110-14 RE	R7912		P.T.O.	86 -> 88			<b>4322</b>	<b>7745</b>	330 R	18	
110-14 RE	R7912		Main Disc	86 -> 88			<b>4323</b>	<b>7741</b>	330 D	16	
110-14 RE	R7912		Optional - Main Disc	86 -> 88			<b>4324</b>		330 D	16	<b>6+6</b>
<b>110-54 Serie</b>											
110-54 TA - TE - TS - TZ	R7912	Tractoshift - Tractonic	P.T.O.	86 -> 00			<b>2193</b>		350 R	26	<b>8+8</b>
110-54 TA - TE - TS - TZ	R7912	Tractoshift - Tractonic	Torsion Dumper	86 -> 00			<b>4667</b>		225 C	16	
110-54 TA - TE - TS - TZ	R7912		P.T.O.	86 -> 00			<b>4322</b>	<b>7745</b>	330 R	18	
110-54 TA - TE - TS - TZ	R7912		Main Disc	86 -> 00			<b>4323</b>	<b>7741</b>	330 D	16	
110-54 TA - TE - TS - TZ	R7912		Optional - Main Disc	86 -> 00			<b>4324</b>		330 D	16	<b>6+6</b>
<b>113-12 Serie</b>											
113-12 RE - TS - TX	R7921		P.T.O.	81 -> 86			<b>4322</b>	<b>7745</b>	330 R	18	
113-12 RE - TS - TX	R7921		Main Disc	81 -> 86			<b>4323</b>	<b>7741</b>	330 D	16	
113-12 RE - TS - TX	R7921		Optional - Main Disc	81 -> 86			<b>4324</b>		330 D	16	<b>6+6</b>















 										
Description	Engine	Gearbox - Chassis		Year	Code kit	Code	Code	Code	Z	Pads
<b>113-14 Serie</b>										
113-14 RE - TS - TX	R7922		P.T.O.	81 -> 86			4322	7745	330 R	18
113-14 RE - TS - TX	R7922		Main Disc	81 -> 86			4323	7741	330 D	16
113-14 RE - TS - TX	R7922		Optional - Main Disc	81 -> 86			4324		330 D	16 6+6
<b>120-14 Serie</b>										
120-14 RE - TA - TE - TS16 - TX - TX16 - TZ - TZ1	R7922		P.T.O.	86 -> 89			4322	7745	330 R	18
120-14 RE - TA - TE - TS16 - TX - TX16 - TZ - TZ1	R7922		Main Disc	86 -> 89			4323	7741	330 D	16
120-14 RE - TA - TE - TS16 - TX - TX16 - TZ - TZ1	R7922		Optional - Main Disc	86 -> 89			4324		330 D	16 6+6
<b>120-54 Serie</b>										
120-54 TA - TE - TS - TX - TZ	R7922	Tractoshift - Tractonic	P.T.O.	89 -> 98			2193		350 R	26 8+8
120-54 TA - TE - TS - TX - TZ	R7922	Tractoshift - Tractonic	Torsion Dumper	89 -> 98			4667		225 C	16
120-54 TA - TE - TS - TX - TZ	R7922		P.T.O.	89 -> 98			4322	7745	330 R	18
120-54 TA - TE - TS - TX - TZ	R7922		Main Disc	89 -> 98			4323	7741	330 D	16
120-54 TA - TE - TS - TX - TZ	R7922		Optional - Main Disc	89 -> 98			4324		330 D	16 6+6
<b>133-14 Serie</b>										
133-14 RE - TA - TE - TS - TS16 - TX - TX16	R7932		P.T.O.	81 -> 89			4322	7745	330 R	18
133-14 RE - TA - TE - TS - TS16 - TX - TX16	R7932		Main Disc	81 -> 89			4323	7741	330 D	16
133-14 RE - TA - TE - TS - TS16 - TX - TX16	R7932		Optional - Main Disc	81 -> 89			4324		330 D	16 6+6
<b>133-54 Serie</b>										
133-54 TA - TE - TS - TX - TZ	R7922	Tractoshift - Tractonic	P.T.O.	89 -> 98			2193		350 R	26 8+8
133-54 TA - TE - TS - TX - TZ	R7922	Tractoshift - Tractonic	Torsion Dumper	89 -> 98			4667		225 C	16
133-54 TA - TE - TS - TX - TZ	R7922		P.T.O.	89 -> 98			4322	7745	330 R	18
133-54 TA - TE - TS - TX - TZ	R7922		Main Disc	89 -> 98			4323	7741	330 D	16
133-54 TA - TE - TS - TX - TZ	R7922		Optional - Main Disc	89 -> 98			4324		330 D	16 6+6
<b>145-14 Serie</b>										
145-14 RE - TA - TE - TX	R7942	Chass. -> 91504	P.T.O.	81 -> 89			4520	7745	330	18 6+6
145-14 RE - TA - TE - TX	R7942	Chass. -> 91504	Main Disc	81 -> 89			4621	7741	350 D	16 7+7
145-14 RE - TA - TE - TX	R7942	Chass. 91505 ->	P.T.O.	81 -> 89			4520	7745	330	18 6+6
145-14 RE - TA - TE - TX	R7942	Chass. 91505 ->	Main Disc	81 -> 89				7741	350	16 8+8
145-14 RE - TA - TE - TX	R7942	Chass. 91505 ->	Optional - Main Disc	81 -> 89					350	16 7+7
<b>145-54 Serie</b>										
145-54 TA - TE - TX - TZ	R7942	Tractoshift - Tractonic	P.T.O.	87 -> 94			2193		350 R	26 8+8
145-54 TA - TE - TX - TZ	R7942	Tractoshift - Tractonic	Torsion Dumper	87 -> 94			4667		225 C	16
145-54 TA - TE - TX - TZ	R7942	Chass. -> 93853	Main Disc	87 -> 94			4621	7741	350 D	16 7+7
145-54 TA - TE - TX - TZ	R7942	Chass. -> 93853	P.T.O.	87 -> 94			4520	7745	330	18 6+6
145-54 TA - TE - TX - TZ	R7942	Chass. 93854 ->	P.T.O.	87 -> 94			4520	7745	330	18 6+6
145-54 TA - TE - TX - TZ	R7942	Chass. 93854 ->	Main Disc	87 -> 94				7741	350	16 8+8
145-54 TA - TE - TX - TZ	R7942	Chass. 93854 ->	Optional - Main Disc	87 -> 94					350	16 7+7
<b>155-54 Serie</b>										
155-54 TA - TE - TX - TZ	R7952	Tractoshift - Tractonic	P.T.O.	87 -> 94			2193		350 R	26 8+8
155-54 TA - TE - TX - TZ	R7952	Tractoshift - Tractonic	Torsion Dumper	87 -> 94			4667		225 C	16
155-54 TA - TE - TX - TZ	R7952		P.T.O.	87 -> 94			4520	7745	330	18 6+6
155-54 TA - TE - TX - TZ	R7952		Main Disc	87 -> 94				7741	350	16 8+8
<b>175-74 Serie</b>										
175-74 TZ	R3852			90 -> 92			3946		350 R	10 6+6
<b>300 Serie</b>										
301	R7411		P.T.O.	73 -> 81			4664	7745	225	16
301	R7411		Main Disc	73 -> 81			4048	7741	250 D	16
351 M	R7411	Chass. 1120701 ->	P.T.O.	73 -> 81			4664	7745	225	16
351 M	R7411	Chass. 1120701 ->	Main Disc	73 -> 81			4048	7741	250 D	16
361	R7421		P.T.O.	73 -> 85			4664	7745	225	16
361	R7421		Main Disc	73 -> 85			4048	7741	250 D	16
<b>400 Serie</b>										
421	R7431		P.T.O.	73 -> 84			4664	7745	225	16
421	R7431		Main Disc	73 -> 84			4048	7741	250 D	16
421 M	R7421		P.T.O.	73 -> 85			4664	7745	225	16
421 M	R7421		Main Disc	73 -> 85			4048	7741	250 D	16
460 - 460 S	R7257 - 7377		P.T.O.	75 -> 76			4664	7745	225	16













 Description	 Engine	 Gearbox - Chassis	 Main Disc	 Year	 Code kit	 Code	 Code	 Code			
									Z	Pads	
460 - 460 S	R7257 - 7377		Main Disc	77 -> 81			<b>4048</b>	<b>7741</b>	250 D	16	
461	R7441		P.T.O.	73 -> 86			<b>4158</b>	<b>7745</b>	280 D	16	
461	R7441		Main Disc	73 -> 86			<b>4145</b>	<b>7741</b>	280 D	16	
461	R7441		Main Disc	73 -> 86			<b>4263</b>		280 D	16	<b>6+6</b>
461 M - 461 S	R7431 - 7441		P.T.O.	73 -> 84			<b>4664</b>	<b>7745</b>	225	16	
461 M - 461 S	R7431 - 7441		Main Disc	73 -> 84			<b>4048</b>	<b>7741</b>	250 D	16	
462	R7442	Chass. -> 22277	P.T.O.	73 -> 86			<b>4147</b>	<b>7741</b>	280 R	16	
462	R7442	Chass. -> 22277	Main Disc	73 -> 86			<b>4145</b>		280 D	16	
462	R7442	Chass. 22278 ->	P.T.O.	73 -> 86			<b>4158</b>	<b>7745</b>	280 D	16	
462	R7442	Chass. 22278 ->	Main Disc	73 -> 86			<b>4145</b>	<b>7741</b>	280 D	16	
462	R7442	Chass. 22278 ->	Main Disc	73 -> 86			<b>4263</b>		280 D	16	<b>6+6</b>
466 S	R7446		P.T.O.	82 -> 86			<b>4664</b>	<b>7745</b>	225	16	
466 S	R7446		Main Disc	82 -> 86			<b>4048</b>	<b>7741</b>	250 D	16	
480 S	R3787		P.T.O.	78 -> 86			<b>4664</b>	<b>7745</b>	225	16	
480 S	R3787		Main Disc	78 -> 86			<b>4048</b>	<b>7741</b>	250 D	16	
490 S	R7398		P.T.O.	79 -> 86			<b>4664</b>	<b>7745</b>	225	16	
490 S	R7398		Main Disc	79 -> 86			<b>4048</b>	<b>7741</b>	250 D	16	
496	R7635		P.T.O.	71 -> 73			<b>4185</b>	<b>7745</b>	310 D	16	
496	R7635		Main Disc	71 -> 73			<b>4156</b>	<b>7741</b>	310 D	16	
496	R7635		Optional - Main Disc	71 -> 73			<b>4264</b>		310 D	16	<b>6+6</b>
498	R7466		P.T.O.	71 -> 73			<b>4158</b>	<b>7745</b>	280 D	16	
498	R7466		Main Disc	71 -> 73			<b>4145</b>	<b>7741</b>	280 D	16	
498	R7466		Main Disc	71 -> 73			<b>4263</b>		280 D	16	<b>6+6</b>
498	R7655		P.T.O.	71 -> 73			<b>4185</b>	<b>7745</b>	310 D	16	
498	R7655		Main Disc	71 -> 73			<b>4156</b>	<b>7741</b>	310 D	16	
498	R7655		Optional - Main Disc	71 -> 73			<b>4264</b>		310 D	16	<b>6+6</b>



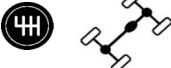









  Description	 Engine	 Gearbox - Chassis	 P.T.O.	 Year	 Code kit	 Code	 Code	 Code	 Z	 Pads
<b>500 Serie</b>										
501-4	R7227		P.T.O.	87 ->			<b>4664</b>	<b>7745</b>	225	16
501-4	R7227		Main Disc	87 ->			<b>4048</b>	<b>7741</b>	250 D	16
521 S	R7449		P.T.O.	86 -> 87			<b>4664</b>	<b>7745</b>	225	16
521 S	R7449		Main Disc	86 -> 87			<b>4048</b>	<b>7741</b>	250 D	16
551 - 551 S	R7451		P.T.O.	73 -> 87			<b>4158</b>	<b>7745</b>	280 D	16
551 - 551 S	R7451		Main Disc	73 -> 87			<b>4145</b>	<b>7741</b>	280 D	16
551 - 551 S	R7451		Main Disc	73 -> 87			<b>4263</b>		280 D	16 <b>6+6</b>
551 - 551 S	R7451		P.T.O.	73 -> 87			<b>4147</b>	<b>7741</b>	280 R	16
551 - 551 S	R7451		Main Disc	73 -> 87			<b>4145</b>		280 D	16
551-4 - 551-4 S	R7454		P.T.O.	76 -> 86			<b>4158</b>	<b>7745</b>	280 D	16
551-4 - 551-4 S	R7454		Main Disc	76 -> 86			<b>4145</b>	<b>7741</b>	280 D	16
551-4 - 551-4 S	R7454		Optional - Main Disc	76 -> 86			<b>4263</b>		280 D	16 <b>6+6</b>
551-4 - 551-4 S	R7454		P.T.O.	76 -> 86			<b>4147</b>	<b>7741</b>	280 R	16
551-4 - 551-4 S	R7454		Main Disc	76 -> 86			<b>4145</b>		280 D	16
556 N	R7456		P.T.O.	75 -> 86			<b>4664</b>	<b>7745</b>	225	16
556 N	R7456		Main Disc	75 -> 86			<b>4048</b>	<b>7741</b>	250 D	16
556 - 556 S	R7456		P.T.O.	75 -> 86			<b>4158</b>	<b>7745</b>	280 D	16
556 - 556 S	R7456		Main Disc	75 -> 86			<b>4145</b>	<b>7741</b>	280 D	16
556 - 556 S	R7456		Main Disc	75 -> 86			<b>4263</b>		280 D	16 <b>6+6</b>
581-4	R7226		P.T.O.	80 -> 82			<b>4158</b>	<b>7745</b>	280 D	16
581-4	R7226		Main Disc	80 -> 82			<b>4145</b>	<b>7741</b>	280 D	16
581-4	R7226		Main Disc	80 -> 82			<b>4263</b>		280 D	16 <b>6+6</b>
581-4	R7226		P.T.O.	80 -> 82			<b>4147</b>	<b>7741</b>	280 R	16
581-4	R7226		Main Disc	80 -> 82			<b>4145</b>		280 D	16
<b>600 Serie</b>										
601-4	R7229		P.T.O.	87 ->			<b>4158</b>	<b>7745</b>	280 D	16
601-4	R7229		Main Disc	87 ->			<b>4145</b>	<b>7741</b>	280 D	16
601-4	R7229		Main Disc	87 ->			<b>4263</b>		280 D	16 <b>6+6</b>
650 MI	R3123		Main Disc	89 -> 95			<b>4158</b>	<b>7745</b>	280 D	16
650 MI	R3123		P.T.O.	89 -> 95			<b>4260</b>	<b>7741</b>	280 R	13
650 MI	R3123		Optional - Main Disc	89 -> 95			<b>4262</b>		280 D	16 <b>5+5</b>
650 MI	R3123		Optional - P.T.O.	89 -> 95			<b>4260</b>		280 R	13
651 - 651 S - 651-4 - 651-4 S	R7461-7464		P.T.O.	73 -> 86			<b>4158</b>	<b>7745</b>	280 D	16
651 - 651 S - 651-4 - 651-4 S	R7461-7464		Main Disc	73 -> 86			<b>4145</b>	<b>7741</b>	280 D	16
651 - 651 S - 651-4 - 651-4 S	R7461-7464		Main Disc	73 -> 86			<b>4263</b>		280 D	16 <b>6+6</b>
652	R7462	Chass. -> 22786	P.T.O.	73 -> 87			<b>4147</b>	<b>7741</b>	280 R	16
652	R7462	Chass. -> 22786	Main Disc	73 -> 87			<b>4145</b>		280 D	16
652	R7462	Chass. 22787 ->	P.T.O.	73 -> 87			<b>4158</b>	<b>7745</b>	280 D	16
652	R7462	Chass. 22787 ->	Main Disc	73 -> 87			<b>4145</b>	<b>7741</b>	280 D	16
652	R7462	Chass. 22787 ->	Main Disc	73 -> 87			<b>4263</b>		280 D	16 <b>6+6</b>
656 - 656 S	R7466		P.T.O.	75 -> 86			<b>4664</b>	<b>7745</b>	225	16
656 - 656 S	R7466		Main Disc	75 -> 86			<b>4048</b>	<b>7741</b>	250 D	16
656 - 656 S	R7466		P.T.O.	75 -> 86			<b>4158</b>	<b>7745</b>	280 D	16
656 - 656 S	R7466		Main Disc	75 -> 86			<b>4145</b>	<b>7741</b>	280 D	16
656 - 656 S	R7466		Main Disc	75 -> 86			<b>4263</b>		280 D	16 <b>6+6</b>
681 - 681 S - 681-4 - 681-4 S	R7491-7494		P.T.O.	80 -> 86			<b>4185</b>	<b>7745</b>	310 D	16
681 - 681 S - 681-4 - 681-4 S	R7491-7494		Main Disc	80 -> 86			<b>4156</b>	<b>7741</b>	310 D	16
681 - 681 S - 681-4 - 681-4 S	R7491-7494		Optional - Main Disc	80 -> 86			<b>4264</b>		310 D	16 <b>6+6</b>


























  Description	 Engine	 Gearbox - Chassis	 Main Disc	 Year	 Code kit	 Code	 Code	 Code	 Z	 Pads
<b>700 Serie</b>										
700 M - 704 M - 720 M - 724 M - 750 MI	R7751-7752		Main Disc	85 > 90			<b>4185</b>	<b>7741</b>	310 D	16
700 M - 704 M - 720 M - 724 M - 750 MI	R7751-7752		P.T.O.	85 > 90			<b>4356</b>	<b>7745</b>	310 R	13
700 M - 704 M - 720 M - 724 M - 750 MI	R7751-7752		Optional - Main Disc	85 > 90			<b>4261</b>		310 D	16 <b>6+6</b>
700 M - 704 M - 720 M - 724 M - 750 MI	R7751-7752		Optional - P.T.O.	85 > 90			<b>4356</b>		310 R	13
751 S - 751-4 S	R7501-7504		P.T.O.	80 > 86			<b>4185</b>	<b>7745</b>	310 D	16
751 S - 751-4 S	R7501-7504		Main Disc	80 > 86			<b>4156</b>	<b>7741</b>	310 D	16
751 S - 751-4 S	R7501-7504		Optional - Main Disc	80 > 86			<b>4264</b>		310 D	16 <b>6+6</b>
751 - 751-4	R7621	Chass. -> 86014	P.T.O.	74 > 80			<b>4185</b>	<b>7745</b>	310 D	16
751 - 751-4	R7621	Chass. -> 86014	Main Disc	74 > 80			<b>4156</b>	<b>7741</b>	310 D	16
751 - 751-4	R7621	Chass. -> 86014	Optional - Main Disc	74 > 80			<b>4264</b>		310 D	16 <b>6+6</b>
751 - 751-4	R7621	Chass. 86015 ->	P.T.O.	74 > 80			<b>4358</b>	<b>7745</b>	310 R	18
751 - 751-4	R7621	Chass. 86015 ->	Main Disc	74 > 80			<b>4156</b>	<b>7741</b>	310 D	16
751 - 751-4	R7621	Chass. 86015 ->	Optional - Main Disc	74 > 80			<b>4264</b>		310 D	16 <b>6+6</b>
752 - 752-4	R7622-7624	Chass. -> 80492	P.T.O.	74 > 90			<b>4185</b>	<b>7745</b>	310 D	16
752 - 752-4	R7622-7624	Chass. -> 80492	Main Disc	74 > 90			<b>4156</b>	<b>7741</b>	310 D	16
752 - 752-4	R7622-7624	Chass. -> 80492	Optional - Main Disc	74 > 90			<b>4264</b>		310 D	16 <b>6+6</b>
752 - 752-4	R7622-7624	Chass. 80493 ->	P.T.O.	74 > 90			<b>4358</b>	<b>7745</b>	310 R	18
752 - 752-4	R7622-7624	Chass. 80493 ->	Main Disc	74 > 90			<b>4156</b>	<b>7741</b>	310 D	16
752 - 752-4	R7622-7624	Chass. 80493 ->	Optional - Main Disc	74 > 90			<b>4264</b>		310 D	16 <b>6+6</b>
754 MI	R3144		Main Disc	89 > 95			<b>4185</b>	<b>7741</b>	310 D	16
754 MI	R3144		P.T.O.	89 > 95			<b>4356</b>	<b>7745</b>	310 R	13
754 MI	R3144		Optional - Main Disc	89 > 95			<b>4261</b>		310 D	16 <b>6+6</b>
754 MI	R3144		Optional - P.T.O.	89 > 95			<b>4356</b>		310 R	13
781 - 781 S - 781-4 - 781-4 S	R7591	Chass. -> 61690	P.T.O.	77 > 85			<b>4185</b>	<b>7745</b>	310 D	16
781 - 781 S - 781-4 - 781-4 S	R7591	Chass. -> 61690	Main Disc	77 > 85			<b>4156</b>	<b>7741</b>	310 D	16
781 - 781 S - 781-4 - 781-4 S	R7591	Chass. -> 61690	Optional - Main Disc	77 > 85			<b>4264</b>		310 D	16 <b>6+6</b>
781 - 781 S - 781-4 - 781-4 S	R7591	Chass. 61691 ->	P.T.O.	77 > 85			<b>4358</b>	<b>7745</b>	310 R	18
781 - 781 S - 781-4 - 781-4 S	R7591	Chass. 61691 ->	Main Disc	77 > 85			<b>4156</b>	<b>7741</b>	310 D	16
781 - 781 S - 781-4 - 781-4 S	R7591	Chass. 61691 ->	Optional - Main Disc	77 > 85			<b>4264</b>		310 D	16 <b>6+6</b>
782 - 782-4	R7622-7624	Chass. -> 80492	P.T.O.	74 > 90			<b>4185</b>	<b>7745</b>	310 D	16
782 - 782-4	R7622-7624	Chass. -> 80492	Main Disc	74 > 90			<b>4156</b>	<b>7741</b>	310 D	16
782 - 782-4	R7622-7624	Chass. -> 80492	Optional - Main Disc	74 > 90			<b>4264</b>		310 D	16 <b>6+6</b>
782 - 782-4	R7622-7624	Chass. 80493 ->	P.T.O.	74 > 90			<b>4358</b>	<b>7745</b>	310 R	18
782 - 782-4	R7622-7624	Chass. 80493 ->	Main Disc	74 > 90			<b>4156</b>	<b>7741</b>	310 D	16
782 - 782-4	R7622-7624	Chass. 80493 ->	Optional - Main Disc	74 > 90			<b>4264</b>		310 D	16 <b>6+6</b>
<b>800 Serie</b>										
800 M - 804 M - 850 MI	R3143-44-63		Main Disc	88 > 89			<b>4185</b>	<b>7741</b>	310 D	16
800 M - 804 M - 850 MI	R3143-44-63		P.T.O.	88 > 89			<b>4356</b>	<b>7745</b>	310 R	13
800 M - 804 M - 850 MI	R3143-44-63		Optional - Main Disc	88 > 89			<b>4261</b>		310 D	16 <b>6+6</b>
800 M - 804 M - 850 MI	R3143-44-63		Optional - P.T.O.	88 > 89			<b>4356</b>		310 R	13
851 - 851 S - 851-4 - 851-4 S	R7661-7664	Chass. -> 80898	P.T.O.	75 > 89			<b>4185</b>	<b>7745</b>	310 D	16
851 - 851 S - 851-4 - 851-4 S	R7661-7664	Chass. -> 80898	Main Disc	75 > 89			<b>4156</b>	<b>7741</b>	310 D	16
851 - 851 S - 851-4 - 851-4 S	R7661-7664	Chass. -> 80898	Optional - Main Disc	75 > 89			<b>4264</b>		310 D	16 <b>6+6</b>
851 - 851 S - 851-4 - 851-4 S	R7661-7664	Chass. 80899 ->	P.T.O.	75 > 89			<b>4358</b>	<b>7745</b>	310 R	18
851 - 851 S - 851-4 - 851-4 S	R7661-7664	Chass. 80899 ->	Main Disc	75 > 89			<b>4156</b>	<b>7741</b>	310 D	16
851 - 851 S - 851-4 - 851-4 S	R7661-7664	Chass. 80899 ->	Optional - Main Disc	75 > 89			<b>4264</b>		310 D	16 <b>6+6</b>
854 MI	R3164		Main Disc	91 > 95			<b>4185</b>	<b>7741</b>	310 D	16
854 MI	R3164		P.T.O.	91 > 95			<b>4356</b>	<b>7745</b>	310 R	13
854 MI	R3164		Optional - Main Disc	91 > 95			<b>4261</b>		310 D	16 <b>6+6</b>
854 MI	R3164		Optional - P.T.O.	91 > 95			<b>4356</b>		310 R	13
891 - 891 S - 891-4 - 891-4 S	R7681-7684	Chass. -> 80250	P.T.O.	77 > 92			<b>4185</b>	<b>7745</b>	310 D	16
891 - 891 S - 891-4 - 891-4 S	R7681-7684	Chass. -> 80250	Main Disc	77 > 92			<b>4156</b>	<b>7741</b>	310 D	16
891 - 891 S - 891-4 - 891-4 S	R7681-7684	Chass. -> 80250	Optional - Main Disc	77 > 92			<b>4264</b>		310 D	16 <b>6+6</b>
891 - 891 S - 891-4 - 891-4 S	R7681-7684	Chass. 80251 ->	P.T.O.	77 > 92			<b>4358</b>	<b>7745</b>	310 R	18
891 - 891 S - 891-4 - 891-4 S	R7681-7684	Chass. 80251 ->	Main Disc	77 > 92			<b>4156</b>	<b>7741</b>	310 D	16
891 - 891 S - 891-4 - 891-4 S	R7681-7684	Chass. 80251 ->	Optional - Main Disc	77 > 92			<b>4264</b>		310 D	16 <b>6+6</b>

 										
Description	Engine	Gearbox - Chassis		Year	Code kit	Code	Code	Code	Z	Pads
<b>900 Serie</b>										
921 - 921 S - 921-4 - 921-4 S 950MI	R7681-7684		P.T.O.	77 -> 82			4358	7745	310 R	18
921 - 921 S - 921-4 - 921-4 S 950MI	R7681-7684		Main Disc	77 -> 82			4156	7741	310 D	16
921 - 921 S - 921-4 - 921-4 S 950MI	R7681-7684		Optional - Main Disc	77 -> 82			4264		310 D	16 6+6
951 - 951-4	R7641-7644	Chass. -> 81343	P.T.O.	74 -> 82			4358	7745	310 R	18
951 - 951-4	R7641-7644	Chass. -> 81343	Main Disc	74 -> 82			4156	7741	310 D	16
951 - 951-4	R7641-7644	Chass. -> 81343	Optional - Main Disc	74 -> 82			4264		310 D	16 6+6
951 - 951-4	R7641-7644	Chass. 81344 ->	P.T.O.	74 -> 82			4322	7745	330 R	18
951 - 951-4	R7641-7644	Chass. 81344 ->	Main Disc	74 -> 82			4323	7741	330 D	16
951 - 951-4	R7641-7644	Chass. 81344 ->	Optional - Main Disc	74 -> 82			4324		330 D	16 6+6
954 MI	R7824		P.T.O.	91 -> 95			4358	7745	310 R	18
954 MI	R7824		Main Disc	91 -> 95			4156	7741	310 D	16
954 MI	R7824		Optional - Main Disc	91 -> 95			4264		310 D	16 6+6
981 - 981 S	R7641	Chass. -> 81343 except 81339	P.T.O.	74 -> 82			4185	7745	310 D	16
981 - 981 S	R7641	Chass. -> 81343 except 81339	Main Disc	74 -> 82			4156	7741	310 D	16
981 - 981 S	R7641	Chass. -> 81343 except 81339	Optional - Main Disc	74 -> 82			4264		310 D	16 6+6
981-4 981-4 S	7644	Chass. -> 82292 except 82275	P.T.O.	74 -> 82			4185	7745	310 D	16
981-4 981-4 S	7644	Chass. -> 82292 except 82275	Main Disc	74 -> 82			4156	7741	310 D	16
981-4 981-4 S	7644	Chass. -> 82292 except 82275	Optional - Main Disc	74 -> 82			4264		310 D	16 6+6
981 - 981 S	R7641	Chass. 81344 -> inc. 81339	P.T.O.	74 -> 82			4322	7745	330 R	18
981 - 981 S	R7641	Chass. 81344 -> inc. 81339	Main Disc	74 -> 82			4323	7741	330 D	16
981 - 981 S	R7641	Chass. 81344 -> inc. 81339	Optional - Main Disc	74 -> 82			4324		330 D	16 6+6
981-4 981-4 S	7644	Chass. 82293 -> inc. 82275	P.T.O.	74 -> 82			4322	7745	330 R	18
981-4 981-4 S	7644	Chass. 82293 -> inc. 82275	Main Disc	74 -> 82			4323	7741	330 D	16
981-4 981-4 S	7644	Chass. 82293 -> inc. 82275	Optional - Main Disc	74 -> 82			4324		330 D	16 6+6
<b>1000 Serie</b>										
1151-4 - 1181-4 - 1181-4 S	R7674		P.T.O.	74 -> 83			4322	7745	330 R	18
1181-4	R7674		Main Disc	74 -> 83			4323	7741	330 D	16
1181-4 S	R7674		Optional - Main Disc	74 -> 83			4324		330 D	16 6+6
<b>BRAKE DISC - Disco Freno</b>										
Several Types			Brake Disc				4803		165 B	37
Several Types			Brake Disc				4082		152 B	37
Several Types			Brake Disc				4174		178 B	37
Several Types			Brake Disc				4205		178 B	46
<b>REPOSSI</b>										
<b>AGRICULTURAL</b>										
Motoranghinatore							4452		155 R	6
<b>RICHIER</b>										
<b>TRACTOR</b>										
M 535 B							1297		405 R	10
Oleopelle	8 HP						3709		250 R	10 6+6
Oleopelle	11 HP						3710		280 R	10
Oleopelle	15 HP						3711		310 R	10
Profileur N 62 - N 520	50 - 60 CV						3148		310 R	10 6+6
Profileur N 64 - N 530	80 - 90 CV						3712		325 R	10 6+6
Rouleau R 12 - 30T							1296		276 R	10
Rouleau V5 RE							3713		276 R	10
Rouleau Vibrant V 685							3714		181 R	10
Rouleau VR - 12A							1296		276 R	10
Rouleau VR - 9H							1296		276 R	10
RT8 - 7 Ton.							3715		250 R	6
Several types							3716		250 R	10 6+6
Several types							3717		250 R	10 6+6
<b>RITSCHER</b>										
<b>Multitrac</b>										
Multitrac							0863		180 R	10













  Description	 Engine	 Gearbox - Chassis	 Year	 Code kit	 Code	 Code	 Code	 Z	 Pads
<b>5.. Serie</b>									
512						0863		180 R	10
515 - 528						4101		225 R	10
524						1209		200 R	10
536						4311		250 R	10
<b>ROADLESS TRACTION</b>									
<b>TRANSPORTER</b>									
Ploughmaster 65	Ford Diesel		65 ->			0923		325 R	25
Ploughmaster 90	Ford 590 D		65 ->			0923		325 R	25
<b>ROAD MACHINES DRAYTON</b>									
<b>TRANSPORTER</b>									
15 Cwt Drayton Dumper			59			0249		232 D	10
15 Cwt Dumper RM 1/60			60 -> 62			0870		200 R	10
V8/510			66 ->			1290		352 D	10
Shappire Crane	Perkins 6.354		71 ->			0463		325 D	10
S 6 Industrial Serie			65			3150		406 R	10
<b>ROSENLEW</b>									
<b>AGRICULTURAL</b>									
25 - 35						3695		200 R	10
40 - 410						1437		181 R	10
<b>ROSSI</b>									
<b>AGRICULTURAL</b>									
Pallatrice - Scavatrice		Mozzo Lungo - Long Hub				3847		280 R	10
Pallatrice - Scavatrice		Mozzo Corto - Short Hub				3848		280 R	10
<b>ROSSI - COGEMA</b>									
<b>AGRICULTURAL</b>									
Cavabietole	Lombardini LDA832					1455		280 R	10
Cavabietole	VM 1053-1054 -1055					1455		280 R	10
Pala	Raimondi					0234		280 D	10
Pala 30 - 35 - 40 - 40 SA						3640		280 R	10
<b>ROTHENBURGER-METALLWERKE</b>									
<b>INDUSTRIAL</b>									
Industrial tractor I						4359		200 R	14
<b>RUGGERINI</b>									
<b>CDR</b>									
CDR 95 - 100 - 951						0812		184 R	10
<b>P</b>									
P 101/2						0812		184 R	10
<b>RD</b>									
RD 85 - 95/2 - 100/2 - 850						0812		184 R	10
RD 900 - 901 - 920 - 951/2						0812		184 R	10
Vari modelli - Several types						1421		180 D	10
<b>RUSTON &amp; HORNSBY</b>									
<b>EXCAVATOR</b>									
19 RB Excavator	6 YCN		55 -> 58			1206		352 R	10
22 RB Excavator	6 YDAN		58 ->			1206		352 R	10
Ruston 22						3932		406 D	10
Excavator			59 -> 60			3147		403 R	10
Ruston & Hornsby	6 RVH - 4 YEM					3147		403 R	10
Ruston & Hornsby		3 VRO	37 -> 39			0832		300 R	10
Ruston & Hornsby		4 VROHN	57			1206		352 R	10
<b>SACMA</b>									
<b>AGRICULTURAL</b>									
CASTORO C 600 R - C 1000						0200		184 D	10






















  Description	 Engine	 Gearbox - Chassis	 Year	 Code kit	 Code	 Code	 Code	 Z	 Pads
<b>SALEV</b>									
<b>FORK LIFT</b>									
B 25 Elevateur 2						<b>0856</b>		280 R	10
B 30 - B 40 Elevateur		3 T - 4 T				<b>0856</b>		280 R	10
C 15 - D 15 Elevateur 1			5 T			<b>0913</b>		250 R	10
C 15 - D 15 Elevateur 1			5 T			<b>3718</b>		250 R	10 6+6
C 20 - D 20 Elevateur			2 T			<b>3718</b>		250 R	10 6+6
C 25 - D 25 Elevateur 2			5 T			<b>0913</b>		250 R	10
C 25 - D 25 Elevateur 2			5 T			<b>3718</b>		250 R	10 6+6
C 50 - C 60 Elevateur						<b>3151</b>		310 R	10 6+6
Elevateur	Peugeot					<b>3876</b>		200 R	10
Vari - Several types						<b>3719</b>		182 R	10 6+6
Vari - Several types						<b>3720</b>		215 R	10 8+8
Vari - Several types						<b>3721</b>		250 R	10 6+6
<b>SAME</b>									
<b>ANTARES</b>									
100	74 kW					<b>4141</b>	<b>7744</b>	310 D	24 6+6
100	74 kW		Optional			<b>4141</b>		310 D	24 6+6
100	74 kW					<b>4166</b>		330 D	24 6+6
100	74 kW					<b>4162</b>		330 D	21 6+6
100	74 kW		Optional			<b>4162</b>		330 D	21 6+6
110 - 130	81 - 93 kW	Chass. -> 2026				<b>4162</b>		330 D	21 6+6
110 - 130	81 - 93 kW	Chass. -> 2026	Optional			<b>4162</b>		330 D	21 6+6
110 - 130	81 - 93 kW	Chass. 2027 >				<b>4363</b>		348 D	21 6+6
<b>ANTARES II</b>									
110	81 kW	Chass. -> 4243				<b>4162</b>		330 D	21 6+6
110	81 kW	Chass. -> 4243	Optional			<b>4162</b>		330 D	21 6+6
110	81 kW	Chass. 4244 >					<b>7744</b>	350	21
110 Export USA	81 kW	Chass. 4244 >					<b>7744</b>	350	21 6+6
130	93 kW					<b>4363</b>		348 D	21 6+6
<b>ARGON</b>									
50	37 kW		Main Disc			<b>4204</b>	<b>7722</b>	250 R	20
50	37 kW		P.T.O.			<b>4653</b>		225 R	14
55 Classic	40.5 kW		Main Disc			<b>4204</b>	<b>7722</b>	250 R	20
55 Classic	40.5 kW		P.T.O.			<b>4653</b>		225 R	14
55 Classic Export USA	40.5 kW		Main Disc			<b>4641</b>	<b>7722</b>	280 R	20 5+5
55 Classic Export USA	40.5 kW		P.T.O.			<b>4540</b>		280 R	14 4+4
55 F	41 kW		Main Disc				<b>7722</b>	280	20 4+4
55 F	41 kW		P.T.O.			<b>4540</b>		280 R	14 4+4
55 F Classic	40.5 kW		Main Disc			<b>4204</b>	<b>7722</b>	250 R	20
55 F Classic	40.5 kW		P.T.O.			<b>4653</b>		225 R	14
55 F Classic Export USA	40.5 kW		Main Disc			<b>4641</b>	<b>7722</b>	280 R	20 5+5
55 F Classic Export USA	40.5 kW		P.T.O.			<b>4540</b>		280 R	14 4+4
60	44 kW		Main Disc			<b>4674</b>	<b>7722</b>	280 R	20
60	44 kW		P.T.O.			<b>3827</b>		280 R	14
60	44 kW		Main Disc			<b>4641</b>	<b>7722</b>	280 R	20 5+5
60	44 kW		P.T.O.			<b>4540</b>		280 R	14 4+4
60 Export USA	44 kW		Main Disc			<b>4680</b>	<b>7722</b>	280 R	20 6+6
60 Export USA	44 kW					<b>4540</b>		280 R	14 4+4
60 Frutteto			Main Disc			<b>4674</b>	<b>7722</b>	280 R	20
60 Frutteto						<b>4376</b>		250	14
60 Frutteto			Main Disc			<b>4641</b>	<b>7722</b>	280 R	20 5+5
60 Frutteto			P.T.O.			<b>4540</b>		280 R	14 4+4
65 F	46 kW		Main Disc				<b>7722</b>	280	20 4+4
65 F	46 kW		P.T.O.			<b>4540</b>		280 R	14 4+4
70	51 kW		Main Disc			<b>4674</b>	<b>7722</b>	280 R	20
70	51 kW		P.T.O.			<b>3827</b>		280 R	14





  Description	 Engine	 Gearbox - Chassis	 Main Disc	 Year	 Code kit	 Code	 Code	 Code	 Z	 Pads	
70	51 kW		Main Disc				<b>4641</b>	<b>7722</b>	280 R	20	<b>5+5</b>
70	51 kW		P.T.O.				<b>4540</b>		280 R	14	<b>4+4</b>
70 Export USA	51 kW		Main Disc					<b>7722</b>	280	20	
70 Export USA	51 kW		P.T.O.				<b>3827</b>		280 R	14	
70 Export USA	51 kW		Main Disc				<b>4680</b>	<b>7722</b>	280 R	20	<b>6+6</b>
70 Export USA	51 kW		P.T.O.				<b>4540</b>		280 R	14	<b>4+4</b>
70 Classic - 70 F Classic	51 kW		Main Disc				<b>4641</b>	<b>7722</b>	280 R	20	<b>5+5</b>
70 Classic - 70 F Classic	51 kW		P.T.O.				<b>4540</b>		280 R	14	<b>4+4</b>
75F	53 kW		Main Disc				<b>4641</b>	<b>7722</b>	280 R	20	<b>5+5</b>
75F	53 kW		P.T.O.				<b>4540</b>		280 R	14	<b>4+4</b>
<b>ASTER</b>											
60 - 70	44 - 51 kW		Main Disc				<b>1148</b>	<b>7722</b>	280 R	20	
60 - 70	44 - 51 kW		P.T.O.				<b>3827</b>		280 R	14	
60 - 70	44 - 51 kW		Optional - Main Disc				<b>3738</b>	<b>P003</b>	280 R	20	<b>6+6</b>
60 - 70	44 - 51 kW		Optional - P.T.O.				<b>3827</b>		280 R	14	
60 - 70	44 - 51 kW		Main Disc				<b>4641</b>	<b>7722</b>	280 R	20	<b>5+5</b>
60 - 70	44 - 51 kW		P.T.O.				<b>4540</b>		280 R	14	<b>4+4</b>
<b>CENTAURO</b>											
60 Export - 70 Export			P.T.O.				<b>1051</b>		250 R	14	
70 Export			Main Disc				<b>1299</b>		290 R	10	
70 Export			Optional				<b>0991</b>		320 R	10	
<b>CENTURION</b>											
70		Chass. -> 4070	P.T.O.				<b>1051</b>		250 R	22	
70		Chass. -> 4070	Main Disc				<b>1299</b>		290 R	10	
75 Export	55 kW	Chass. -> 3370	P.T.O.				<b>1051</b>		250 R	22	
75 Export	55 kW	Chass. -> 3370	Main Disc				<b>1299</b>		290 R	10	
75 Export	55 kW	Chass. 3371 ->	P.T.O.				<b>1051</b>		250 R	22	
75 Export	55 kW	Chass. 3371 ->	Main Disc				<b>3469</b>		320 R	10	
75 Export - Special			Optional				<b>0991</b>		320 R	10	
<b>CONDOR</b>											
55	44 kW		P.T.O.				<b>3461</b>		250 R	20	
55	44 kW		Main Disc				<b>3462</b>		280 D	14	
55	44 kW		P.T.O.				<b>3852</b>		250 R	20	
55	44 kW		Main Disc				<b>3858</b>		280 D	14	
<b>CORSARO</b>											
70	49 kW		P.T.O.				<b>3461</b>		250 R	20	
70	49 kW		Main Disc				<b>3462</b>		280 D	14	
70	49 kW		P.T.O.				<b>3852</b>		250 R	20	
70	49 kW		Main Disc				<b>3858</b>		280 D	14	
<b>DORADO</b>											
55							<b>4000</b>	<b>7744</b>	280 D	24	
55 Export USA								<b>7744</b>	310		
55 F							<b>4000</b>	<b>7744</b>	280 D	24	
55 F Export USA								<b>7744</b>	310		
56	38.5 kW						<b>4000</b>	<b>7744</b>	280 D	24	
60	44 kW						<b>4000</b>	<b>7744</b>	280 D	24	
60 Export USA	44 kW						<b>4141</b>	<b>7744</b>	310 D	24	<b>6+6</b>
60 Export USA	44 kW		Optional				<b>4141</b>		310 D	24	<b>6+6</b>
65							<b>4000</b>	<b>7744</b>	280 D	24	
65 Export USA								<b>7744</b>	310		
66							<b>4000</b>	<b>7744</b>	280 D	24	
70	51 kW						<b>4100</b>	<b>7744</b>	310 D	24	
70 Export USA	51 kW						<b>4141</b>	<b>7744</b>	310 D	24	<b>6+6</b>
70 Export USA	51 kW		Optional				<b>4141</b>		310 D	24	<b>6+6</b>
70 F							<b>4000</b>	<b>7744</b>	280 D	24	
70 F Export USA								<b>7744</b>	310	24	<b>6+6</b>
70 S							<b>4000</b>	<b>7744</b>	280 D	24	
70 S Export USA								<b>7744</b>	310	24	<b>6+6</b>




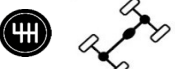





















  Description	 Engine	 Gearbox - Chassis	 Year	 Code kit	 Code	 Code	 Code	 Code	 Z	 Pads
75							<b>4100</b>	<b>7744</b>	310 D	24
75 Export USA								<b>7744</b>		
75 F							<b>4100</b>	<b>7744</b>	310 D	24
75 S							<b>4100</b>	<b>7744</b>	310 D	24
76								<b>7744</b>	310	24 <b>6+6</b>
85							<b>4100</b>	<b>7744</b>	310 D	24
85 Export USA								<b>7744</b>		
86								<b>7744</b>	310	24 <b>6+6</b>
90 F - 90 S							<b>4100</b>	<b>7744</b>	310 D	24
90 F Export USA								<b>7744</b>	310	24 <b>6+6</b>
100 F - 100 S							<b>4100</b>	<b>7744</b>	310 D	24
100 F Export USA								<b>7744</b>	310	24 <b>6+6</b>
<b>DRAGO</b>										
100							<b>1042</b>		350 D	24
<b>EXPLORER</b>										
55							<b>4000</b>	<b>7744</b>	280 D	24
55							<b>4000</b>	<b>7744</b>	280 D	24
60							<b>4000</b>	<b>7744</b>	280 D	24
60							<b>4000</b>	<b>7744</b>	280 D	24
65	48 kW	Chass. -> 2950					<b>4000</b>	<b>7744</b>	280 D	24
65	48 kW	Chass. 2951 ->					<b>4000</b>	<b>7744</b>	280 D	24
65 Special	48 kW	Chass. -> 2950					<b>4000</b>	<b>7744</b>	280 D	24
65 Special	48 kW	Chass. 2951 ->					<b>4000</b>	<b>7744</b>	280 D	24
70	51 kW	Chass. -> 2950					<b>4000</b>	<b>7744</b>	280 D	24
70	51 kW	Chass. 2951 ->					<b>4000</b>	<b>7744</b>	280 D	24
70 C Ergomatic	51 kW							<b>7744</b>		24
70 Special	51 kW	Chass. 15500 ->					<b>4100</b>	<b>7744</b>	310 D	24
70 Special Export USA	51 kW						<b>4141</b>	<b>7744</b>	310 D	24 <b>6+6</b>
70 Special Export USA	51 kW		Optional				<b>4141</b>		310 D	24 <b>6+6</b>
75	55 kW						<b>4141</b>	<b>7744</b>	310 D	24 <b>6+6</b>
75	55 kW		Optional				<b>4141</b>		310 D	24 <b>6+6</b>
75	55 kW						<b>4100</b>	<b>7744</b>	310 D	24
75	55 kW							<b>7744</b>	310	24 <b>6+6</b>
75 Classic	52 kW						<b>4100</b>	<b>7744</b>	310 D	24
75 Classic	52 kW		Valeo version				<b>4142</b>	<b>7744</b>	310 D	24
75 Special	55 kW						<b>4100</b>	<b>7744</b>	310 D	24
75 Special	55 kW		Valeo version				<b>4142</b>	<b>7744</b>	310 D	24
75 Special	55 kW							<b>7744</b>	310	24 <b>6+6</b>
80	59 kW						<b>4141</b>	<b>7744</b>	310 D	24 <b>6+6</b>
80	59 kW		Optional				<b>4141</b>		310 D	24 <b>6+6</b>
80	59 kW						<b>4100</b>	<b>7744</b>	310 D	24
80 C Ergomatic	59 kW							<b>7744</b>		24
80 Special	59 kW						<b>4000</b>	<b>7744</b>	280 D	24
80 Special - 80 Special LP	59 kW	Chass. -> 15592					<b>4165</b>		330 D	24
80 Special - 80 Special LP	59 kW	Chass. -> 15592	Optional				<b>4165</b>		330 D	24
80 Special - 80 Special LP	59 kW	Chass. 15593 ->						<b>7744</b>	330	24
85	62.5 kW						<b>4100</b>	<b>7744</b>	310 D	24
85	62.5 kW						<b>4166</b>	<b>7744</b>	330 D	24 <b>6+6</b>
90							<b>4141</b>	<b>7744</b>	310 D	24 <b>6+6</b>
90			Optional				<b>4141</b>		310 D	24 <b>6+6</b>
90							<b>4100</b>	<b>7744</b>	310 D	24
90 C Ergomatic	65 kW	Chass. -> 1222						<b>7744</b>		
90 C Ergomatic	65 kW	Chass. 1223 ->					<b>4141</b>	<b>7744</b>	310 D	24 <b>6+6</b>
90 C Ergomatic	65 kW	Chass. 1223 ->	Optional				<b>4141</b>		310 D	24 <b>6+6</b>
90 LP	65 kW						<b>4165</b>		330 D	24
90 LP	65 kW		Optional				<b>4165</b>		330 D	24
90 Special	65 kW	Chass. -> 2974					<b>4165</b>		330 D	24
90 Special	65 kW	Chass. -> 2974	Optional				<b>4165</b>		330 D	24













 											
Description	Engine	Gearbox - Chassis		Year	Code kit	Code	Code	Code	Code	Z	Pads
90 Special	65 kW	Chass. 2975 ->						7744		330	24
90 Special LP	65 kW	Chass. -> 1075					4165			330 D	24
90 Special LP	65 kW	Chass. -> 1075	Optional				4165			330 D	24
90 Special LP	65 kW	Chass. 1076 ->						7744		330	24
95	70.5 kW						4166	7744		330 D	24
95 Classic	70.5 kW						4100	7744		310 D	24
100 LP Export USA	67 kW						4165			330 D	24
100 LP Export USA	67 kW		Optional				4165			330 D	24
<b>EXPLORER II</b>											
60 II	44 kW	Chass. -> 22091					4000	7744		280 D	24
60 II Special	44 kW						4000	7744		280 D	24
60 II Special Export USA	44 kW						4141	7744		310 D	24
60 II Special Export USA	44 kW		Optional				4141			310 D	24
70 II	51 kW	Chass. -> 22091					4000	7744		280 D	24
70 II	51 kW	Chass. 22092 ->					4100	7744		310 D	24
70 II Special	51 kW	Chass. -> 22091					4000	7744		280 D	24
70 II Special	51 kW	Chass. 22092 ->					4100	7744		310 D	24
70 II Special Export USA	51 kW						4141	7744		310 D	24
70 II Special Export USA	51 kW		Optional				4141			310 D	24
70 II Special Basso	51 kW	Chass. 15583 ->					4100	7744		310 D	24
70 II Special Basso Export USA	51 kW	Chass. 15583 ->					4141	7744		310 D	24
70 II Special Basso Export USA	51 kW		Optional				4141			310 D	24
70 II TOP Export USA	51 kW						4141	7744		310 D	24
70 II TOP Export USA	51 kW		Optional				4141			310 D	24
80 II - 80 II LP	59 kW	Chass. -> 22688					4100	7744		310 D	24
80 II - 80 II LP	59 kW	Chass. 22689 -> 23179					4165			330 D	24
80 II - 80 II LP	59 kW	Chass. 22689 -> 23179	Optional				4165			330 D	24
80 II - 80 II LP	59 kW	Chass. -> 23180						7744		350	24
80 II Special Basso	59 kW						4100	7744		310 D	24
80 II Special Basso	59 kW		Valeo version				4142	7744		310 D	24
80 II Special Basso Export USA	59 kW						4141	7744		310 D	24
80 II Special Basso Export USA	59 kW		Optional				4141			310 D	24
80 II Special LP	59 kW						4100	7744		310 D	24
80 II Special LP	59 kW		Valeo version				4142	7744		310 D	24
80 II Special LP	59 kW						4165			330 D	24
80 II Special LP	59 kW		Optional				4165			330 D	24
80 II TOP	59 kW						4141	7744		310 D	24
80 II TOP	59 kW		Optional				4141			310 D	24
80 II TOP	59 kW						4165			330 D	24
80 II TOP	59 kW		Optional				4165			330 D	24
90 T II	65 kW	Chass. -> 22684					4100	7744		310 D	24
90 T II	65 kW	Chass. -> 22684	Optional								
90 T II	65 kW	Ch. 22685 -> 24225					4141	7744		310 D	24
90 T II	65 kW	Ch. 22685 -> 24225	Optional				4141			310 D	24
90 T II	65 kW	Ch. 24226 -> 24975					4165			330 D	24
90 T II	65 kW	Chass. 24976 ->	Optional								
90 II TOP Export USA	65 kW						4141	7744		310 D	24
90 II TOP Export USA	65 kW		Optional				4141			310 D	24
90 II TOP Export USA	65 kW						4165			330 D	24
90 II TOP Export USA	65 kW		Optional				4165			330 D	24
<b>FALCON</b>											
50	37 kW		P.T.O.				3461			250 R	20
50	37 kW		Main Disc				3462			280 D	14












 											
Description	Engine	Gearbox - Chassis		Year	Code kit	Code	Code	Code		Z	Pads
<b>Frutteto</b>											
60			P.T.O.				3461		250 R	20	
60			Main Disc				3462	7722	280 D	14	
75			P.T.O.				3461		250 R	20	
75			Main Disc				3462	7722	280 D	14	
85			P.T.O.				3461		250 R	20	
85			Main Disc				3462	7722	280 D	14	
<b>Frutteto II</b>											
60 II	40 kW		Main Disc				4641	7722	280 R	20	5+5
60 II	40 kW		P.T.O.				4540		280 R	14	4+4
75 II	52 kW		Main Disc				4641	7722	280 R	20	5+5
75 II	52 kW		P.T.O.				4540		280 R	14	4+4
85 II	60 kW		Main Disc				4680	7722	280 R	20	6+6
85 II	60 kW		P.T.O.				4540		280 R	14	4+4
<b>GALAXI</b>											
170	121 kW						4103		350 R	24	7+7
<b>GOLDEN</b>											
60	40 kW						4000	7744	280 D	24	
60 Export USA	40 kW						4141	7744	310 D	24	6+6
60 Export USA	40 kW		Optional				4141		310 D	24	6+6
65	43 kW						4000	7744	280 D	24	
65 Export USA	43 kW						4141	7744	310 D	24	6+6
65 Export USA	43 kW		Optional				4141		310 D	24	6+6
75	52 kW						4100	7744	310 D	24	
75 Export USA	52 kW						4141	7744	310 D	24	6+6
75 Export USA	52 kW		Optional				4141		310 D	24	6+6
85	60 kW						4100	7744	310 D	24	
85 Export USA	60 kW						4141	7744	310 D	24	6+6
85 Export USA	60 kW		Optional				4141		310 D	24	6+6
<b>HERCULES</b>											
160							4103		350 R	24	7+7
<b>JAGUAR</b>											
95	69 kW						3473		330 D	24	
100							4103		350 R	24	7+7
100							3996		350 R	24	
<b>KRYPTON</b>											
80								7744			
90								7744			
100							4544	7744	327 D	24	5+5
F 78 C / M / N								7744			
F 88 C / M / N								7744			
F 98 C / M / N								7744			
<b>LASER</b>											
85 Transporter							4103		350 R	24	7+7
90							3996		350 R	24	
90							4103		350 R	24	7+7
100							3996		350 R	24	
100							4103		350 R	24	7+7
110		Chass. -> 1279					3996		350 R	24	
110		Chass. 1280 ->					3996		350 R	24	
110		Chass. -> 1279					4103		350 R	24	7+7
110		Chass. 1280 ->					4103		350 R	24	7+7
130							3996		350 R	24	
130							4103		350 R	24	7+7
150							3996		350 R	24	
150							4103		350 R	24	7+7
165							4103		350 R	24	7+7
170							4103		350 R	24	7+7

 											
Description	Engine	Gearbox - Chassis		Year	Code kit	Code	Code	Code		Z	Pads
<b>LEONE</b>											
70			P.T.O.				1051		250 R	22	
70			Main Disc				3469		320 R	10	
70			Optional				0991		320 R	10	
<b>LEOPARD</b>											
85 C - 90							3473		330 D	24	
90 T	65 kW	Chass. -> 20174					3473		330 D	24	
90 T	65 kW	Chass. 20175 ->					4103		350 R	24	7+7
90 T	65 kW	Chass. 20175 ->					3994		350 R	24	
95							3473		330 D	24	
<b>MERCURY</b>											
85 Export			P.T.O.				1051		250 R	22	
85 Export			Main Disc				1299		290 R	10	
85 Export			Optional - Main Disc				3469		320 R	10	
85 Export - Special			Optional				0991		320 R	10	
<b>MINITAURUS</b>											
60 Synchro	44 kW		P.T.O.				3461		250 R	20	
60 Synchro	44 kW		Main Disc				3462		280 D	14	
60 Synchro	44 kW		P.T.O.				3852		250 R	20	
60 Synchro	44 kW		Main Disc				3858		280 D	14	
<b>PANTHER</b>											
88 - 90	66 kW						4103		350 R	24	7+7
95							3473		330 D	24	
<b>ROCK</b>											
55 N / M / C	40.5 kW		Main Disc				4641	7722	280 R	20	5+5
55 N / M / C	40.5 kW		P.T.O.				4540	7745	280 R	14	4+4
55 N / M / C Export USA	40.5 kW		Main Disc				4680	7722	280 R	20	6+6
55 N / M / C Export USA	40.5 kW		P.T.O.				4540	7745	280 R	14	4+4
60 N / M / C / SC	44.5 kW		Main Disc				4641	7722	280 R	20	5+5
60 N / M / C / SC	44.5 kW		P.T.O.				4540	7745	280 R	14	4+4
60 N / M / C / SC Export USA	44.5 kW		Main Disc				4680	7722	280 R	20	6+6
60 N / M / C / SC Export USA	44.5 kW		P.T.O.				4540	7745	280 R	14	4+4
70 N / M / C	51.5 kW		Main Disc				4680	7722	280 R	20	6+6
70 N / M / C	51.5 kW		P.T.O.				4540	7745	280 R	14	4+4
<b>ROW CROP</b>											
80			Optional				0991		320 R	10	
90	65 kW	Chass. -> 1357					4141	7744	310 D	24	6+6
90	65 kW	Chass. -> 1357	Optional				4141		310 D	24	6+6
90	65 kW	Chass. 1358 -> 1914					4166		330 D	24	6+6
90	65 kW	Chass. 1915 ->						7744	330		
100	61 kW							7744	330		
100.6	68 kW							7744	350	24	
100.6 Export USA	68 kW							7744	350	24	
<b>SAME</b>											
65							4000	7744	280 D	24	
65							4000	7744	280 D	24	
170							4103		350 R	24	7+7
<b>SATURNO</b>											
80 Synchro	78 kW	Chass. -> 17362	P.T.O.				1051		250 R	22	
80 Synchro	78 kW	Chass. -> 17362	Main Disc				3469		320 R	10	
80 Synchro			Optional				0991		320 R	10	
<b>SILVER</b>											
80	59 kW	Chass. -> 2073					4165		330 D	24	
80	59 kW	Chass. -> 2073	Optional				4165		330 D	24	
80	59 kW	Chass. 2074 ->						7744	330	24	
80 Export USA	59 kW	Chass. -> 2073					4166		330 D	24	6+6
80 Export USA	59 kW	Chass. 2074 ->						7744	330	24	
80 Hydrive	59 kW	Chass. 2140 ->	Torsion Dumper				4607		263 C	24	













  Description	 Engine	 Gearbox - Chassis	 Year	 Code kit	 Code	 Code	 Code	 Z	 Pads
90	66 kW	Chass. -> 2963				<b>4165</b>		330 D	24
90	66 kW	Chass. -> 2963	Optional			<b>4165</b>		330 D	24
90	66 kW	Chass. 2964 ->					<b>7744</b>	330	24
90 Export USA	66 kW	Chass. -> 2963				<b>4166</b>		330 D	24
90 Export USA	66 kW	Chass. 2964 ->					<b>7744</b>	330	
90 Hydrive	66 kW	Chass. 3043 ->	Torsion Dumper			<b>4607</b>		263 C	24
100.4	74 kW	Chass. -> 1874				<b>4165</b>		330 D	24
100.4	74 kW	Chass. -> 1874	Optional			<b>4165</b>		330 D	24
100.4	74 kW	Chass. 1875 ->					<b>7744</b>	330	
100.4 Export USA	74 kW	Chass. -> 1874				<b>4166</b>		330 D	24
100.4 Export USA	74 kW	Chass. 1875 ->					<b>7744</b>	330	
100.4 Hydrive	74 kW	Chass. -> 1880	Torsion Dumper			<b>4607</b>		263 C	24
100.6	74 kW	Chass. -> 3222				<b>4166</b>		330 D	24
100.6	74 kW	Chass. 3223 ->					<b>7744</b>	350	24
100.6 Export USA	74 kW	Chass. -> 3222				<b>4166</b>		330 D	24
100.6 Export USA	74 kW	Chass. 3223 ->					<b>7744</b>	330	
100.6 Hydrive	74 kW	Chass. 3234 ->	Torsion Dumper			<b>4607</b>		263 C	24
110	81 kW						<b>7744</b>	350	21
110 Export USA	81 kW						<b>7744</b>	350	21
115	84.5 kW					<b>4363</b>		348 D	21
130	97 kW					<b>4363</b>		348 D	21
<b>SOLAR</b>									
60		Chass. -> 1255	Main Disc			<b>3738</b>	<b>7722</b>	280 R	20
60		Chass. -> 1255	P.T.O.			<b>3827</b>		280 R	14
60		Chass. 1256 ->	Main Disc			<b>1148</b>	<b>7722</b>	280 R	20
60		Chass. 1256 ->	P.T.O.			<b>3827</b>		280 R	14
<b>SOLARIS</b>									
25	19 kW		Main Disc			<b>4572</b>		225 D	19
25	19 kW		P.T.O.			<b>4571</b>		225 R	12
35	26 kW		Main Disc			<b>4572</b>		225 D	19
35	26 kW		P.T.O.			<b>4571</b>		225 R	12
45	31 kW		Main Disc			<b>4572</b>		225 D	19
45	31 kW		P.T.O.			<b>4571</b>		225 R	12
<b>TAURUS</b>									
60 - 60 Export USA	44 kW	Export USA	P.T.O.			<b>3461</b>		250 R	20
60 - 60 Export USA	44 kW		Main Disc			<b>3462</b>	<b>7722</b>	280 D	14
100E						<b>4000</b>	<b>7744</b>	280 D	24
100E						<b>4103</b>		350 R	24
<b>TIGER</b>									
100	75 kW					<b>4103</b>		350 R	24
105 Synchro	77 kW					<b>4000</b>	<b>7744</b>	280 D	24
105 Synchro	75 kW					<b>4103</b>		350 R	24
105 Synchro	75 kW					<b>3996</b>		350 R	24
<b>TIGER SIX</b>									
105 Export	77 kW					<b>4103</b>		350 R	24
105 Export	77 kW					<b>3996</b>		350 R	24
<b>TRIDENT</b>									
130						<b>4103</b>		350 R	24
130						<b>3996</b>		350 R	24
<b>BRAKE DISC - Disco Freno</b>									
Aurora 35 - 45			Brake Disc			<b>1134</b>		102 B	23
Centurion 75			Brake Disc			<b>3605</b>		178 B	13
Condor 55			Brake Disc			<b>3605</b>		178 B	13
Corsaro 70			Brake Disc			<b>3605</b>		178 B	13
Delfino 32 - 35			Brake Disc			<b>1134</b>		102 B	23
Leone 70			Brake Disc			<b>3605</b>		178 B	13
Minitaurus 50 - 55			Brake Disc			<b>1134</b>		102 B	23
Minitaurus 60			Brake Disc			<b>3605</b>		178 B	13














  Description	 Engine	 Gearbox - Chassis	 Brake Disc	 Year	 Code kit	 Code	 Code	 Code	 Z	 Pads
Saturn 80			Brake Disc				<b>3605</b>		178 B	13
Sirenetta			Brake Disc				<b>1134</b>		102 B	23
Taurus 60			Brake Disc				<b>3605</b>		178 B	13
Vigeneron 35 - 40			Brake Disc				<b>1134</b>		102 B	23
Vigeneron 60 - 62			Brake Disc				<b>3605</b>		178 B	13
Several Types - Vari modelli			Brake Disc				<b>4071</b>		102 B	23
<b>SAMPO ROSENLEW</b>										
<b>SAMPO</b>										
25-35							<b>3695</b>	<b>7753</b>	200 R	10
40 - 410							<b>4198</b>	<b>7753</b>	225 R	10
<b>SAURER</b>										
<b>TRANSPORTER</b>										
5 DF - DF		6x4 - 8x4					<b>1931</b>		420 D	10
290 - 330		6x4 - 8x4					<b>1931</b>		420 D	10
<b>SCHANZLIN</b>										
<b>GIGANT</b>										
600			P.T.O.				<b>3685</b>		225 R	8
600			Main Disc				<b>0774</b>		250 R	10
<b>GOLFTRAC</b>										
35-2					<b>Y148</b>	<b>8064</b>	<b>2785</b>	<b>7032</b>	190 D	24
<b>300 B</b>										
300 B							<b>1323</b>		225 R	10
<b>350</b>										
350			P.T.O.				<b>3685</b>		225 R	8
350			Main Disc				<b>0774</b>		250 R	10
<b>450</b>										
450			P.T.O.				<b>3685</b>		225 R	8
450			Main Disc				<b>0774</b>		250 R	10
<b>SCHEID</b>										
<b>5.. Serie</b>										
50.0 - 51.0 - 51.1		Chass. -> 49					<b>1209</b>		200 R	10
50.0 - 51.0 - 51.1		Chass. 50 ->					<b>4101</b>		225 R	10
<b>9.. Serie</b>										
90.0 - 90.1 - 91.0 - 91.1							<b>1209</b>	<b>7753</b>	200 R	10
<b>SCHLECHT</b>										
<b>Fettling machine</b>										
IE							<b>4101</b>		225 R	10
<b>SCHLÜTER</b>										
<b>A Serie</b>										
1027							<b>0863</b>		180 R	10
<b>AS Serie</b>										
15	11 kW						<b>0822</b>		200 R	10
18 - 22	16 kW					<b>8705</b>	<b>4312</b>		225 R	10
45						<b>8705</b>	<b>0828</b>		225 R	10
45			Optional				<b>0828</b>		225 R	10
261	19 kW						<b>4312</b>		225 R	10
<b>ASF Serie</b>										
181	12 kW					<b>8705</b>	<b>0828</b>		225 R	10
181	12 kW		Optional				<b>0828</b>		225 R	10
240	13 kW					<b>8705</b>	<b>4312</b>		225 R	10
350			P.T.O.				<b>3687</b>		250 R	8
<b>ASFL Serie</b>										
130 - 141							<b>0863</b>		180 R	10
160 - 161							<b>0822</b>		200 R	10

 										
Description	Engine	Gearbox - Chassis		Year	Code kit	Code	Code	Code	Z	Pads
<b>ASL Serie</b>										
180	13 kW					8705	0828		225 R	10
180	13 kW		Optional				0828		225 R	10
<b>AV Serie</b>										
1027							0863		180 R	10
<b>BA Serie</b>										
5808-10							0863		180 R	10
<b>COMPACT</b>										
550 / V			P.T.O.				3687		250 R	8
550 / V			Main Disc				0839		280 R	10
750 / V	3700/701	Ch. 701001 -> 701055	Main Disc				4275		310 D	23 6+6
750 / V	3700/701	Ch. 701001 -> 701055	P.T.O.				3793		310 R	16
750 / V	3700/702	Ch. 702001 -> 702021	Main Disc				4275		310 D	23 6+6
750 / V	3700/702	Ch. 702001 -> 702021	P.T.O.				3793		310 R	16
750 / V	3700/702	Chass. 702022 ->	Main Disc				4276		310 R	23 6+6
750 / V	3700/702	Chass. 702022 ->	P.T.O.				3793		310 R	16
850 / V	SF4800/801	Ch. 801001 -> 801653	Main Disc				4275		310 D	23 6+6
850 / V	SF4800/801	Ch. 801001 -> 801653	P.T.O.				3793		310 R	16
850 / V	SF4800/802	Ch. 800419 -> 800454	Main Disc				4275		310 D	23 6+6
850 / V	SF4800/802	Ch. 800419 -> 800454	P.T.O.				3793		310 R	16
850 / V	SF4800/802	Ch. 802002 -> 802340 except 802287	Main Disc				4275		310 D	23 6+6
850 / V	SF4800/802	Ch. 802002 -> 802340 except 802287	P.T.O.				3793		310 R	16
850 / V	SF4800/802	Ch. 802287 and 802341 ->	Main Disc				4276		310 R	23 6+6
850 / V	SF4800/802	Ch. 802287 and 802341 ->	P.T.O.				3793		310 R	16
950T / V	SF4900/902	Ch. 902001 -> 902018	Main Disc				4275		310 D	23 6+6
950T / V	SF4900/902	Ch. 902001 -> 902018	P.T.O.				3793		310 R	16
950 V6			Main Disc				4276		310 R	23 6+6
950 V6			P.T.O.				3793		310 R	16
950 V6			Main Disc				4276		310 R	23 6+6
950 V6			P.T.O.				3793		310 R	16
1050 T / TV	SF4900/1001	Ch. 1001001 -> 1001055	Main Disc				4275		310 D	23 6+6
1050 T / TV	SF4900/1001	Ch. 1001001 -> 1001055	P.T.O.				3793		310 R	16
1050 TV	SF4900/1002	Ch. 1002001 -> 1002050	Main Disc				4275		310 D	23 6+6
1050 TV	SF4900/1002	Ch. 1002001 -> 1002050	P.T.O.				3793		310 R	16
1050 TV	SF4900/1002	Ch.1002051 ->	Main Disc				4276		310 R	23 6+6
1050 TV	SF4900/1002	Ch.1002051 ->	P.T.O.				3793		310 R	16
1050 V6			Main Disc				4276		310 R	23 6+6
1050 V6			P.T.O.				3793		310 R	16
1050 V6			Main Disc				4276		310 R	23 6+6
1050 V6			P.T.O.				3793		310 R	16
1150T V6			Main Disc	83 ->			4276		310 R	23 6+6
1150T V6			P.T.O.	83 ->			3793		310 R	16
1250T V6			Main Disc	83 ->			4276		310 R	23 6+6
1250T V6			P.T.O.	83 ->			3793		310 R	16
1250T V6-LS			Main Disc	92 ->					350	28 8+8
1250T V6-LS			P.T.O.	92 ->			3987		350 D	23 8+8
1250T V6-LS			Main Disc	82 ->					350	28 8+8
1250T V6-LS			P.T.O.	82 ->			3987		350 D	23 8+8
1350			Main Disc	82 ->					350	28 8+8
1350			P.T.O.	82 ->			3987		350 D	23 8+8
1350			Main Disc				3987		350 D	23 8+8
1350			P.T.O.				4243		350 R	16 8+8
1350T V6-LS			Main Disc	92 ->					350	28 8+8
1350T V6-LS			P.T.O.	92 ->			3987		350 D	23 8+8
<b>DF Serie</b>										
15						8705	4312		225 R	10
<b>DS Serie</b>										
15						8705	4312		225 R	10












  Description	 Engine	 Gearbox - Chassis	 Year	 Code kit	 Code	 Code	 Code	 Z	 Pads
<b>EUROTRAC</b>									
1300			Main Disc	92 ->				350	28 <b>8+8</b>
1300			P.T.O.	92 ->		<b>3987</b>		350 D	23 <b>8+8</b>
1300 LS			Main Disc	92 ->				350	28 <b>8+8</b>
1300 LS			P.T.O.	92 ->		<b>3987</b>		350 D	23 <b>8+8</b>
1600			Main Disc	92 ->				350	28 <b>8+8</b>
1600			P.T.O.	92 ->		<b>3987</b>		350 D	23 <b>8+8</b>
1600 LS			Main Disc	92 ->				350	28 <b>8+8</b>
1600 LS			P.T.O.	92 ->		<b>3987</b>		350 D	23 <b>8+8</b>
1900			Main Disc	92 ->				350	28 <b>8+8</b>
1900			P.T.O.	92 ->		<b>3987</b>		350 D	23 <b>8+8</b>
1900 LS			Main Disc	92 ->				350	28 <b>8+8</b>
1900 LS			P.T.O.	92 ->		<b>3987</b>		350 D	23 <b>8+8</b>
<b>S Serie</b>									
15						<b>4507</b>		180 R	10
30			P.T.O.			<b>3687</b>		250 R	8
30			Main Disc			<b>0839</b>		280 R	10
<b>SF Serie</b>									
10676			Main Disc	73 ->		<b>4275</b>		310 D	23 <b>6+6</b>
10676			P.T.O.	73 ->		<b>3793</b>		310 R	16
<b>SUPER</b>									
500		Chass. 45936 ->	P.T.O.			<b>3687</b>		250 R	8
500		Chass. 45936 ->	Main Disc			<b>0839</b>		280 R	10
850 / V	SF6810/852	Ch. 852001 -> 852083	Main Disc			<b>4275</b>		310 D	23 <b>6+6</b>
850 / V	SF6810/852	Ch. 852001 -> 852083	P.T.O.			<b>3793</b>		310 R	16
950 / V	SF6900/950/V	Ch. 850262 -> 850264	Main Disc			<b>4682</b>	<b>7741</b>	330 R	22 <b>5+5</b>
950 / V	SF6900/950/V	Ch. 850262 -> 850264	P.T.O.			<b>3672</b>	<b>7745</b>	310 R	15
1050 / V	SF6810/1050	Ch. 1050001 -> 1050300	Main Disc			<b>4275</b>		310 D	23 <b>6+6</b>
1050 / V	SF6810/1050	Ch. 1050001 -> 1050300	P.T.O.			<b>3793</b>		310 R	16
1050 / V	SF6810/1051	Ch. 1051001 -> 1051151	Main Disc			<b>4275</b>		310 D	23 <b>6+6</b>
1050 / V	SF6810/1051	Ch. 1051001 -> 1051151	P.T.O.			<b>3793</b>		310 R	16
1050 / V	SF6810/1052	Ch. 1052002 -> 1052101	Main Disc			<b>4275</b>		310 D	23 <b>6+6</b>
1050 / V	SF6810/1052	Ch. 1052002 -> 1052101	P.T.O.			<b>3793</b>		310 R	16
1050 / V	SF6810/1052	Chass. 1052102 ->	Main Disc			<b>4276</b>		310 R	23 <b>6+6</b>
1050 / V	SF6810/1052	Chass. 1052102 ->	P.T.O.			<b>3793</b>		310 R	16
1150 V	SF6900/950/V	Ch. 1150455 -> 1150477	Main Disc			<b>4682</b>	<b>7741</b>	330 R	22 <b>5+5</b>
1150 V	SF6900/950/V	Ch. 1150455 -> 1150477	P.T.O.			<b>3672</b>	<b>7745</b>	310 R	15
1250 / V	SF6900/1250/V	Ch. 1250001 -> 1250656	Main Disc			<b>4682</b>	<b>7741</b>	330 R	22 <b>5+5</b>
1250 / V	SF6900/1250/V	Ch. 1250001 -> 1250656	P.T.O.			<b>3672</b>	<b>7745</b>	310 R	15
1250 / V	SF6900/1251V	Ch. 1251001 -> 1251014	Main Disc			<b>4682</b>	<b>7741</b>	330 R	22 <b>5+5</b>
1250 / V	SF6900/1251V	Ch. 1251001 -> 1251014	P.T.O.			<b>3672</b>	<b>7745</b>	310 R	15
1250 / V	SF6900/1254	Ch. 1254001 -> 1254141	Main Disc			<b>4096</b>	<b>7741</b>	330 D	23 <b>8+8</b>
1250 / V	SF6900/1254	Ch. 1254001 -> 1254141	P.T.O.			<b>3635</b>	<b>7745</b>	330 R	16
1250 / V	SF6900/1256	Ch. 1256001 -> 1256055	Main Disc			<b>4096</b>	<b>7741</b>	330 D	23 <b>8+8</b>
1250 / V	SF6900/1256	Ch. 1256001 -> 1256055	P.T.O.			<b>3635</b>	<b>7745</b>	330 R	16
1250 / V	SF6900/1258	Chass. 1258001 ->	Main Disc			<b>4096</b>	<b>7741</b>	330 D	23 <b>8+8</b>
1250 / V	SF6900/1258	Chass. 1258001 ->	P.T.O.			<b>3635</b>	<b>7745</b>	330 R	16
1250 VL			Main Disc	82 ->		<b>3987</b>		350 D	23 <b>8+8</b>
1250 VL				82 ->		<b>4243</b>		350 R	16 <b>8+8</b>
1250 VL			Main Disc	92 ->				350	28 <b>8+8</b>
1250 VL			P.T.O.	92 ->		<b>3987</b>		350 D	23 <b>8+8</b>
1250 VL	SF6900/1250VL	Ch. 1252001 -> 1252045	Main Disc			<b>4682</b>	<b>7741</b>	330 R	22 <b>5+5</b>
1250 VL	SF6900/1250VL	Ch. 1252001 -> 1252045	P.T.O.			<b>3672</b>	<b>7745</b>	310 R	15
1250 VL	SF6900/1253VL	Ch. 1253001 -> 1253076	Main Disc			<b>4682</b>	<b>7741</b>	330 R	22 <b>5+5</b>
1250 VL	SF6900/1253VL	Ch. 1253001 -> 1253076	P.T.O.			<b>3672</b>	<b>7745</b>	310 R	15
1250 VL	SF6900/1255	Ch. 1255001 -> 1255381	Main Disc			<b>4096</b>	<b>7741</b>	330 D	23 <b>8+8</b>
1250 VL	SF6900/1255	Ch. 1255001 -> 1255381	P.T.O.			<b>3635</b>	<b>7745</b>	330 R	16
1250 VL	SF6900/1257	Ch. 1257001 -> 1257286	Main Disc			<b>4096</b>	<b>7741</b>	330 D	23 <b>8+8</b>




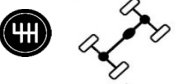
























  Description	 Engine	 Gearbox - Chassis	 P.T.O.	 Year	 Code kit	 Code	 Code	 Code	 Z	 Pads
1250 VL	SF6900/1257	Ch. 1257001 -> 1257286	P.T.O.				<b>3635</b>	<b>7745</b>	330 R	16
1250 VL	SF6900/1259	Chass. 1259001 ->	Main Disc				<b>4096</b>	<b>7741</b>	330 D	23 <b>8+8</b>
1250 VL	SF6900/1259	Chass. 1259001 ->	P.T.O.				<b>3635</b>	<b>7745</b>	330 R	16
1250 VL-LS			Main Disc	92 ->					350	28 <b>8+8</b>
1250 VL-LS			P.T.O.	92 ->			<b>4242</b>		350 R	23 <b>8+8</b>
1500 T / TV	SF6950/V	Ch. 1500011 -> 1500137	Main Disc				<b>3435</b>	<b>7741</b>	330 R	23 <b>6+6</b>
1500 T / TV	SF6950/V	Ch. 1500011 -> 1500137	P.T.O.				<b>3424</b>	<b>7745</b>	310 R	16
1500 TV	SF6950/1503	Ch. 1503001 -> 1503003	Main Disc				<b>4096</b>	<b>7741</b>	330 D	23 <b>8+8</b>
1500 TV	SF6950/1503	Ch. 1503001 -> 1503003	P.T.O.				<b>3635</b>	<b>7745</b>	330 R	16
1500 TV	SF6950/1505	Ch. 1505001 -> 1505011	Main Disc				<b>4096</b>	<b>7741</b>	330 D	23 <b>8+8</b>
1500 TV	SF6950/1505	Ch. 1505001 -> 1505011	P.T.O.				<b>3635</b>	<b>7745</b>	330 R	16
1500 TV	SF6950/1507	Ch. 1505001 -> 1505011	Main Disc				<b>4096</b>	<b>7741</b>	330 D	23 <b>8+8</b>
1500 TV	SF6950/1507	Ch. 1505001 -> 1505011	P.T.O.				<b>3635</b>	<b>7745</b>	330 R	16
1500 TVL			Main Disc	82 ->			<b>3987</b>		350 D	23 <b>8+8</b>
1500 TVL				82 ->			<b>4243</b>		350 R	16 <b>8+8</b>
1500 TVL	6950L	Ch. 1502001 -> 1502150	Main Disc	82 ->			<b>3435</b>	<b>7741</b>	330 R	23 <b>6+6</b>
1500 TVL	6950L	Ch. 1502001 -> 1502150	P.T.O.	82 ->			<b>3424</b>	<b>7745</b>	310 R	16
1500 TVL	6950L	Ch. 1504043 -> 1504048	Main Disc	82 ->			<b>3435</b>	<b>7741</b>	330 R	23 <b>6+6</b>
1500 TVL	6950L	Ch. 1504043 -> 1504048	P.T.O.	82 ->			<b>3424</b>	<b>7745</b>	310 R	16
1500 TVL	6950L	Chass. 1504073	Main Disc	82 ->			<b>3435</b>	<b>7741</b>	330 R	23 <b>6+6</b>
1500 TVL	6950L	Chass. 1504073	P.T.O.	82 ->			<b>3424</b>	<b>7745</b>	310 R	16
1500 TVL	SF6950/1504	Ch. 1504001 -> 1504042	Main Disc	82 ->			<b>4096</b>	<b>7741</b>	330 D	23 <b>8+8</b>
1500 TVL	SF6950/1504	Ch. 1504001 -> 1504042	P.T.O.	82 ->			<b>3635</b>	<b>7745</b>	330 R	16
1500 TVL	SF6950/1504	Ch. 1504049 -> 1504072	Main Disc	82 ->			<b>4096</b>	<b>7741</b>	330 D	23 <b>8+8</b>
1500 TVL	SF6950/1504	Ch. 1504049 -> 1504072	P.T.O.	82 ->			<b>3635</b>	<b>7745</b>	330 R	16
1500 TVL	SF6950/1506	Ch. 1506001 -> 1506255	Main Disc	82 ->			<b>4096</b>	<b>7741</b>	330 D	23 <b>8+8</b>
1500 TVL	SF6950/1506	Ch. 1506001 -> 1506255	P.T.O.	82 ->			<b>3635</b>	<b>7745</b>	330 R	16
1500 TVL	SF6950/1508	Ch. 1508001 -> 1508253	Main Disc	82 ->			<b>4096</b>	<b>7741</b>	330 D	23 <b>8+8</b>
1500 TVL	SF6950/1508	Ch. 1508001 -> 1508253	P.T.O.	82 ->			<b>3635</b>	<b>7745</b>	330 R	16
1500 TVL	SF6950/1510	Ch. 1510001 -> 1510168	Main Disc	82 ->			<b>4096</b>	<b>7741</b>	330 D	23 <b>8+8</b>
1500 TVL	SF6950/1510	Ch. 1510001 -> 1510168	P.T.O.	82 ->			<b>3635</b>	<b>7745</b>	330 R	16
1500 TVL	SF6950/1510	Ch. 1510219 -> except 1510050	Main Disc	82 ->			<b>4096</b>	<b>7741</b>	330 D	23 <b>8+8</b>
1500 TVL	SF6950/1510	Ch. 1510219 -> except 1510050	P.T.O.	82 ->			<b>3635</b>	<b>7745</b>	330 R	16
1500 VL			Main Disc	92 ->					350	28 <b>8+8</b>
1500 VL			P.T.O.	92 ->			<b>3987</b>		350 D	23 <b>8+8</b>
1500 VL-LS			Main Disc	92 ->					350	28 <b>8+8</b>
1500 VL-LS			P.T.O.	92 ->			<b>4242</b>		350 R	23 <b>8+8</b>
1600 - 1800 TVL			Main Disc	82 ->			<b>3987</b>		350 D	23 <b>8+8</b>
1600 - 1800 TVL			P.T.O.	82 ->			<b>4243</b>		350 R	16 <b>8+8</b>
2000 TVL			Main Disc				<b>3987</b>		350 D	23 <b>8+8</b>
2000 TVL			P.T.O.				<b>4243</b>		350 R	16 <b>8+8</b>
2000 TVL	SF8106/2001	Ch. 2001002 -> 2001035	Main Disc				<b>4096</b>	<b>7741</b>	330 D	23 <b>8+8</b>
2000 TVL	SF8106/2001	Ch. 2001002 -> 2001035	P.T.O.				<b>3635</b>	<b>7745</b>	330 R	16
2000 TVL	SF8106/2002	Ch. 2002001 -> 2002118	Main Disc				<b>4096</b>	<b>7741</b>	330 D	23 <b>8+8</b>
2000 TVL	SF8106/2002	Ch. 2002001 -> 2002118	P.T.O.				<b>3635</b>	<b>7745</b>	330 R	16
2000 TVL	SF8106/2003	Ch. 2003001 -> 2003046	Main Disc				<b>4096</b>	<b>7741</b>	330 D	23 <b>8+8</b>
2000 TVL	SF8106/2003	Ch. 2003001 -> 2003046	P.T.O.				<b>3635</b>	<b>7745</b>	330 R	16
2000 TVL	SF8106/2003	Ch. 2003072 -> except 2003002	Main Disc				<b>4096</b>	<b>7741</b>	330 D	23 <b>8+8</b>
2000 TVL	SF8106/2003	Ch. 2003072 -> except 2003002	P.T.O.				<b>3635</b>	<b>7745</b>	330 R	16
<b>SUPERTRAC</b>										
1700 TVL - 1900 TVL - 2000 TVL - 2200 TVL			Main Disc	92 ->					350	28 <b>8+8</b>
1700 TVL - 1900 TVL - 2000 TVL - 2200 TVL			P.T.O.	92 ->			<b>3987</b>		350 D	23 <b>8+8</b>
1700 TVL-LS / 2000 TVL-LS / 2200 TVL-IS			Main Disc	92 ->					350	28 <b>8+8</b>
1700 TVL-LS / 2000 TVL-LS / 2200 TVL-IS			P.T.O.	92 ->			<b>4242</b>		350 R	23 <b>8+8</b>



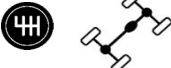







 											
Description	Engine	Gearbox - Chassis		Year	Code kit	Code	Code	Code	Code	Code	Pads
<b>SCHMOTZER</b>											
<b>KOMBI</b>											
10	9 kW							1209		200 R	10
12	12 kW							0863		180 R	10
13	13 kW							4507		180 R	10
14	14 kW							1250		180 R	10
<b>SCHÖTTLER</b>											
<b>LO</b>											
16 - 25								6260		280 R	10
<b>SCHULTHEISS</b>											
<b>S - T</b>											
S 12								0863		180 R	10
T 5								1209		200 R	10
<b>SIMIT</b>											
<b>FORK LIFT</b>											
4 FL 5000 Forklift		Uster		80				3959		302 R	10
4/60 - 4/80 - 5/60		4WD Dumper		77				3959		302 R	10
SLATER - SR 70	Fiat							3884		307 D	10
<b>SLANZI MOTORI</b>											
<b>TRACTOR</b>											
DVA 460								1064		155 R	10
DVA 460								0199		140 R	6
DVA 500 T								0812		184 R	10
DVA 680								1064		155 R	10
DVA 680								0402		216 D	10
DVA 680 Trattore - Tractor								0812		184 R	10
DVA 1000 T - 1300 T								0812		184 R	10
DVA 1000 T - 1300 T								0402		216 D	10
DVA 1000 T - 1300 T								1303		250 R	10
DVA 2000 - 2600								1303		250 R	10
DVA 2000 - 2600								1302		279 R	10
<b>SLATER</b>											
<b>DUMP TRUCK</b>											
15 Cwt Congrieve Dumper				60				0870		200 R	10
<b>SO.GE.MA.</b>											
<b>DUMP TRUCK</b>											
ANSANDO - FBR a pale								1304		352 D	10
Dumper 800/1700								0200		184 D	10
MA 12/18								0200		184 D	10
<b>STEINBOCK</b>											
<b>BFG Serie</b>											
1.25								4311		250 R	10
1.6 DA								1760	7744	280 D	10
2 - 2C								4311		250 R	10
2 C								1760	7744	280 D	10
3 - 3.5								1760	7744	280 D	10
3 A								4311		250 R	10
4 - 5								1760	7744	280 D	10
5 R								4311		250 R	10



  Description	 Engine	 Gearbox - Chassis	 Year	 Code kit	 Code	 Code	 Code	 Z	 Pads	
<b>DFG Serie</b>										
1.25						4311		250 R	10	
1.6 DA						1760	7744	280 D	10	
2						4311		250 R	10	
2 C						4311		250 R	10	
2 C						1760	7744	280 D	10	
3 - 3.5						1760	7744	280 D	10	
3 A						4311		250 R	10	
4 - 5						1760	7744	280 D	10	
5 R						4311		250 R	10	
<b>TFG Serie</b>										
1.6 DA						1760	7744	280 D	10	
2						4311		250 R	10	
2 C						4311		250 R	10	
2 C						1760	7744	280 D	10	
3 - 3.5						1760	7744	280 D	10	
3 A						4311		250 R	10	
4 - 5						1760	7744	280 D	10	
5 R						4311		250 R	10	
<b>STEYR</b>										
<b>KOMPAKT</b>										
360	43.5 kW	Synchro Shift	Main Disc	03 ->			7722	280	14	4+4
360	43.5 kW	Synchro Shift	P.T.O.	03 ->		4545		280 R	10	3+3
360	43.5 kW	HI-LO Powershift	P.T.O.	03 ->		4545		280 R	10	3+3
370	53 kW	Synchro Shift	Main Disc	03 ->			7722	280	14	5+5
370	53 kW	Synchro Shift	P.T.O.	03 ->		4545		280 R	10	3+3
370	53 kW	HI-LO Powershift	P.T.O.	03 ->		4545		280 R	10	3+3
375	55.5 kW	Synchro Shift	Main Disc	03 ->			7722	280	14	5+5
375	55.5 kW	Synchro Shift	P.T.O.	03 ->		4545		280 R	10	3+3
370	55.5 kW	HI-LO Powershift	P.T.O.	03 ->		4545		280 R	10	3+3
485	60 kW	Synchro Shift	Main Disc	05 ->		4070	7722	280 D	14	5+5
485	60 kW	Synchro Shift	P.T.O.	05 ->		4333		280 R	10	4+4
485	60 kW	Synchro Shift	P.T.O.	05 ->		4333		280 R	10	4+4
495	66 kW	Synchro Shift	Main Disc	05 ->		4070	7722	280 D	14	5+5
495	66 kW	Synchro Shift	P.T.O.	05 ->		4333		280 R	10	4+4
495	66 kW	Synchro Shift	P.T.O.	05 ->		4333		280 R	10	4+4
<b>M900 Serie</b>										
M 948	35 kW	Chass. 02780 ->	P.T.O.	97 -> 01		4270	7745	280 D	24	6+6
M 948	35 kW	Chass. 02780 ->	Main Disc	97 -> 01			7741	290	15	
M 948	35 kW	Chass. 02780 ->	P.T.O.	97 -> 01		4270		280 D	24	6+6
M 948	35 kW	Chass. 02780 ->	Main Disc	97 -> 01		4353		290 D	17	5+5
M 952	38 kW		P.T.O.	01 -> 04		4270	7745	280 D	24	6+6
M 952	38 kW		Main Disc	01 -> 04			7741	290	15	5+5
M 958	42 kW	Chass. 02780 ->	P.T.O.	97 -> 01		4270	7745	280 D	24	6+6
M 958	42 kW	Chass. 02780 ->	Main Disc	97 -> 01			7741	290	15	
M 958	42 kW	Chass. 02780 ->	P.T.O.	97 -> 01		4270		280 D	24	6+6
M 958	42 kW	Chass. 02780 ->	Main Disc	97 -> 01		4353		290 D	17	5+5
M 963	46 kW		P.T.O.	01 -> 04		4270	7745	280 D	24	6+6
M 963	46 kW		Main Disc	01 -> 04			7741	290	15	5+5
M 968	50 kW	Chass. -> 04939	P.T.O.	97 -> 99		4152	7745	280 R	24	
M 968	50 kW	Chass. -> 04939	Main Disc	97 -> 99		4431	7741	295 D	17	
M 968	50 kW	Chass. DBD0040001 ->	P.T.O.	99 -> 04		4270	7745	280 D	24	6+6
M 968	50 kW	Chass. DBD0040001 ->	Main Disc	99 -> 04		4353	7741	290 D	17	5+5
M 970 E	52 kW		P.T.O.			4152	7745	280 R	24	
M 970 E	52 kW		Main Disc			4431	7741	295 D	17	
M 975	55 kW	Chass -> 04939	P.T.O.	97 -> 99		4152	7745	280 R	24	
M 975	55 kW	Chass -> 04939	Main Disc	97 -> 99		4431	7741	295 D	17	
M 975	55 kW	Chass. DB0040001 ->	P.T.O.	99 -> 04		4270	7745	280 D	24	6+6

 											
Description	Engine	Gearbox - Chassis		Year	Code kit	Code	Code	Code		Z	Pads
M 975	55 kW	Chass. DB0040001 ->	Main Disc	99 -> 04			<b>4353</b>	<b>7741</b>	290 D	17	<b>5+5</b>
M 9078 - 9083 - 9086 - 9094	57 kW		P.T.O.	96 -> 04			<b>4354</b>	<b>7745</b>	310 R	24	<b>6+6</b>
M 9078 - 9083 - 9086 - 9094	57 kW		Main Disc	96 -> 04			<b>4309</b>	<b>7741</b>	327 D	17	<b>5+5</b>
M 9078 - 9083 - 9086 - 9094	57 kW		P.T.O.	96 -> 04					310	24	
M 9078 - 9083 - 9086 - 9094	57 kW		Main Disc	96 -> 04			<b>4487</b>		330 D	17	
<b>PROFI 4 Serie</b>											
4100	74 kW		Torsion Dumper	03 ->			<b>4666</b>		262 C	16	
4100	74 kW		Torsion Dumper	03 ->					348 C	16	
4110	82 kW	Chass. -> Z7BF50488	Torsion Dumper	07 ->					348 C	16	
4110	82 kW	Chass. Z7BF50489 ->	Torsion Dumper	07 ->					395 D	16	
4110	82 kW	Chass. Z7BF60001 ->	Torsion Dumper	09 ->					395 D	16	
4115	85 kW		Torsion Dumper	03 ->					348 C	16	
4120	89 kW	Chass. -> Z7BF50488	Torsion Dumper	07 ->					348 C	16	
4120	89 kW	Chass. Z7BF50489 ->	Torsion Dumper	07 ->					395 D	16	
4120	89 kW	Chass. Z7BF60001 ->	Torsion Dumper	09 ->					395 D	16	
4130	97 kW	Chass. -> Z7BF50488	Torsion Dumper	07 ->					348 C	16	
4130	97 kW	Chass. Z7BF50489 ->	Torsion Dumper	07 ->					395 D	16	
4130	97 kW	Chass. Z7BF60001 ->	Torsion Dumper	09 ->					395 D	16	
<b>PROFI 6 Serie</b>											
6115	85 kW		Torsion Dumper	03 ->			<b>4666</b>		262 C	16	
6115	85 kW		Torsion Dumper	03 ->					348 C	16	
6115	85 kW		Torsion Dumper	07 ->					348 C	16	
6115	85 kW	Chass. Z7BF60001 ->	Torsion Dumper	09 ->					348 C	16	
6125	92 kW		Torsion Dumper	03 ->					348 C	16	
6125	92 kW		Torsion Dumper	07 ->					348 C	16	
6125	92 kW	Chass. Z7BF60001 ->	Torsion Dumper	09 ->					348 C	16	
6135	100 kW		Torsion Dumper	03 ->					348 C	16	
6140	104 kW		Torsion Dumper	07 ->					348 C	16	
6140	104 kW	Chass. Z7BF60001 ->	Torsion Dumper	09 ->					348 C	16	
<b>T</b>											
T 80	11 -13 kW			50 -> 60			<b>0875</b>		225 R	10	
<b>60 Serie</b>											
60							<b>4427</b>		310 R	10	
<b>100 Serie</b>											
188				60 -> 66		<b>8705</b>	<b>0828</b>	<b>7753</b>	225 R	10	
188			Optional	60 -> 66			<b>0828</b>	<b>7753</b>	225 R	10	
190		Chass. -> 11611		65 -> 68			<b>1140</b>		225 D	10	
<b>200 Serie</b>											
295							<b>4427</b>		310 R	10	
<b>600 Serie</b>											
658				77 -> 84			<b>4427</b>		310 R	10	
<b>700 Serie</b>											
760 - 768				76 -> 87			<b>4427</b>		310 R	10	
<b>900 Serie</b>											
948	35 kW	Chass. 02780 ->	P.T.O.	97 -> 01			<b>4270</b>	<b>7745</b>	280 D	24	<b>6+6</b>
948	35 kW	Chass. 02780 ->	Main Disc	97 -> 01				<b>7741</b>	290	15	
948	35 kW	Chass. 02780 ->	Main Disc	97 -> 01			<b>4353</b>		290 D	17	<b>5+5</b>
952	38 kW		P.T.O.	01 -> 04			<b>4270</b>	<b>7745</b>	280 D	24	<b>6+6</b>
952	38 kW		Main Disc	01 -> 04				<b>7741</b>	290	15	<b>5+5</b>
955	41 kW	Chass. -> 04291	P.T.O.	92 -> 97			<b>4152</b>	<b>7745</b>	280 R	24	
955	41 kW	Chass. -> 04291	Main Disc	92 -> 97			<b>4431</b>	<b>7741</b>	295 D	17	
958	42 kW	Chass. 02780 ->	P.T.O.	97 -> 01			<b>4270</b>	<b>7745</b>	280 D	24	<b>6+6</b>
958	42 kW	Chass. 02780 ->	Main Disc	97 -> 01				<b>7741</b>	290	15	
958	42 kW	Chass. 02780 ->	Main Disc	97 -> 01			<b>4353</b>		290 D	17	<b>5+5</b>
963	46 kW		P.T.O.	01 -> 04			<b>4270</b>	<b>7745</b>	280 D	24	<b>6+6</b>
963	46 kW		Main Disc	01 -> 04				<b>7741</b>	290	15	<b>5+5</b>
964	47 kW	Chass. -> 04291	P.T.O.	92 -> 97			<b>4152</b>	<b>7745</b>	280 R	24	
964	47 kW	Chass. -> 04291	Main Disc	92 -> 97			<b>4431</b>	<b>7741</b>	295 D	17	

 											
Description	Engine	Gearbox - Chassis		Year	Code kit	Code	Code	Code	Code	Z	Pads
968	50 kW	Chass. -> 04939	P.T.O.	97 -> 99			4152	7745		280 R	24
968	50 kW	Chass. -> 04939	Main Disc	97 -> 99			4431	7741		295 D	17
968	50 kW	Chass. DBD0040001 ->	P.T.O.	99 -> 04			4270	7745		280 D	24
968	50 kW	Chass. DBD0040001 ->	Main Disc	99 -> 04			4353	7741		290 D	17
970 /E	52 kW		P.T.O.	92 -> 97			4152	7745		280 R	24
970 /E	52 kW		Main Disc	92 -> 97			4431	7741		295 D	17
975	55 kW	Chass. -> 04939	P.T.O.	97 -> 99			4152	7745		280 R	24
975	55 kW	Chass. -> 04939	Main Disc	97 -> 99			4431	7741		295 D	17
975	55 kW	Chass. DBD0040001 ->	P.T.O.	99 -> 04			4270	7745		280 D	24
975	55 kW	Chass. DBD0040001 ->	Main Disc	99 -> 04			4353	7741		290 D	17
<b>1000 Serie</b>											
<b>1400 - 1600</b>											
							3946			350 R	10
<b>8000 Serie</b>											
8055	WD311.44/45 - 35 kW	Ch. 11004 -> 11106	P.T.O.	82 -> 96			4152			280 R	24
8055	WD311.44/45 - 35 kW	Ch. 11004 -> 11106	Main Disc	82 -> 96			4170			280	17
8055	WD311.44/45 - 35 kW	Chass. -> 10791	P.T.O.	82 -> 96			4152			280 R	24
8055	WD311.44/45 - 35 kW	Chass. -> 10791	Main Disc	82 -> 96			4170			280	17
8055	WD311.44/45 - 35 kW	Ch. 10792 -> 11003	P.T.O.	82 -> 96			4152			280 R	24
8055	WD311.44/45 - 35 kW	Ch. 10792 -> 11003	Main Disc	82 -> 96			4170	7741		280	17
8055	WD311.44/45 - 35 kW	Chass. 11107 ->	P.T.O.	82 -> 96			4152			280 R	24
8055	WD311.44/45 - 35 kW	Chass. 11107 ->	Main Disc	82 -> 96			4170	7741		280	17
8060	WD311.40/41 - 35 kW		P.T.O.	79 -> 94			4152			280 R	24
8060	WD311.40/41 - 35 kW		Main Disc	79 -> 94			4170			280 R	17
8060 N			P.T.O.	79 -> 94			4152			280 R	24
8060 N			Main Disc	79 -> 94			4170			280	17
8065	41 kW		P.T.O.	86 -> 96			4152	7745		280 R	24
8065	41 kW		Main Disc	86 -> 96			4170	7741		280	17
8070	WD411.41/42/43/44		P.T.O.	79 -> 94			4152			280 R	24
8070	WD411.41/42/43/44		Main Disc	79 -> 94			4170			280 R	17
8070 N	WD411.41/42/43/44		P.T.O.	79 -> 94			4152			280 R	24
8070 N	WD411.41/42/43/44		Main Disc	79 -> 94			4170			280	17
8075	WD411.47 - 47 kW		P.T.O.	84 -> 96			4152			280 R	24
8075	WD411.47 - 47 kW		Main Disc	84 -> 96			4170			280	17
8075	WD411.45/46 - 47 kW		P.T.O.	84 -> 96			4152			280 R	24
8075	WD411.45/46 - 47 kW		P.T.O.	84 -> 96			4151			295 R	17
8085	53 kW		P.T.O.	87 -> 96			4152			280 R	24
8085	53 kW		P.T.O.	87 -> 96			4151			295 R	17
8080 - 8090			P.T.O.	79 -> 95			4171	7745		310 R	24
8080 - 8090			P.T.O.	79 -> 95			4169	7741		310 R	17
8100 - 8110 - 8120 - 8130				78 -> 96			4525			350 R	21
8100 - 8110 - 8120 - 8130			Optional	78 -> 96			4650			350 D	21
8100 - 8110 - 8120 - 8130				78 -> 96			4651			350 D	22
8140 - 8150							3947			350 R	10
8160 - 8170				77 -> 95			3946			350 R	10
8180				91 -> 97			3946			350 R	10
<b>9000 Serie</b>											
9078 - 9083 - 9086 - 9093 - 9094	57 - 69 kW		P.T.O.	93 -> 96			4354	7745		310 R	24
9078 - 9083 - 9086 - 9093 - 9094	57 - 69 kW		Main Disc	93 -> 96			4309	7741		327 D	17
9078 - 9083 - 9086 - 9093 - 9094	57 - 69 kW		P.T.O.	93 -> 96						310	24
9078 - 9083 - 9086 - 9093 - 9094	57 - 69 kW		Main Disc	93 -> 96			4487			330 D	17
9155 - 9170 - 9190			Main Disc							310	23
9155 - 9170 - 9190			Main Disc							310	23
<b>9000M Serie</b>											
9080 M - 9090 M - 9100 M	60 - 65,5 - 71 kW		P.T.O.	04 ->			4354	7745		310 R	24
9080 M - 9090 M - 9100 M	60 - 65,5 - 71 kW		Main Disc	04 ->			4309	7741		327 D	17
9080 M - 9090 M - 9100 M	60 - 65,5 - 71 kW		P.T.O.	04 ->						310	24
9080 M - 9090 M - 9100 M	60 - 65,5 - 71 kW		Main Disc	04 ->			4487			330 D	17




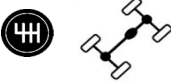







 Description	 Engine	 Gearbox - Chassis	 Year	 Code kit	 Code	 Code	 Code	 z	 Pads
--------------------------------------------------------------------------------------------------	---------------------------------------------------------------------------------------------	--------------------------------------------------------------------------------------------------------	--------------------------------------------------------------------------------------------	-------------------------------------------------------------------------------------------------	---------------------------------------------------------------------------------------------	---------------------------------------------------------------------------------------------	---------------------------------------------------------------------------------------------	------------------------------------------------------------------------------------------	---------------------------------------------------------------------------------------------



Steyr Tractor (properly called Steyr Landmaschinentechnik AG) is a manufacturer of tractors in St. Valentin, Austria. It was part of the Steyr-Daimler-Puch conglomerate from 1934 until 1990 and was purchased by Case Corporation in 1996. Case IH and New Holland merged in 1999 to form CNH Global, which in turn merged with Fiat Industrial in 2012 to form CNH Industrial and Steyr exists today as a marque of that company.

STILL										
DFG Serie										
I/1604							4311		250 R	10
102							8705 0168		225 D	10
122							8705 0168		225 D	10
1001V							8705 0828		225 R	10
1001V				Optional			0828		225 R	10
1002L							4311		250 R	10
1201V							8705 0828		225 R	10
1201V				Optional			0828		225 R	10
1202L							4311		250 R	10
1502L - 1502V							4311		250 R	10
STOLBERGER										
ROB										
II / 20 - 25k - RL							4311		250 R	10
SULTZER										
TRACTOR										
415E							0828		225 R	10
S11L - S12W							0863		181 R	10
S15L		Deutz F1L514					0822		200 R	10
S15W							1036		228 R	10
S15W		MWM					0828		225 R	10
S17W		MWM					0863		181 R	10
S18L - LD							0822		200 R	10
S20X - S22W							1036		228 R	10
S24L		MWM					0822		200 R	10
S25W		Deutz FMS 414					1036		228 R	10
S28W - WA							1036		228 R	10
S30L - LA							0838		250 R	10
S30W		MWM					1036		228 R	10
SW15W - SX15W							0828		225 R	10
TABANELLI										
TRACTORS										
AMOG							1310		300 R	10
AMOG 500 C Agricolo							3640		280 R	10
AMOG 500 C Industriale							3640		280 R	10
AMOG 500 C Pala							3640		280 R	10
Trattori - Tractors							0308		250 R	10
Trattori - Tractors							0209		216 R	10

 										
Description	Engine	Gearbox - Chassis		Year	Code kit	Code	Code	Code	Z	Pads
<b>TEB</b>										
<b>TRACTOR</b>										
BWS 10							0209		216 R	10
BWS 15 - BWS 20							0948		250 R	10
BWS 15 IIS - BWS 20 - BWS 30							0931		280 R	10
SB - S 10							0812		184 R	10
<b>THWAITES</b>										
<b>TRACTOR</b>										
8000				3 - 5 ton.			3956		325 D	10
All Dig compact							0989		228 R	10
All Drive 3 Ton. Dumper					66 ->		1244		279 R	10
All Drive 4000	Petters PH 2				-> 85		0870		200 R	10
All Drive 4000 - 6000	Petters PH 2				85 ->		0989		228 R	10
All Drive 6000	Perkins 103.15				90 ->		0402		216 D	10
All Drive 7000							0989		228 R	10
All Drive 9000					87 -> 88		0803		250 R	10
All Drive Giant				3 - 5 Ton.	80 ->		3955		325 D	10
All Drive Giant				5 Ton.	70 ->		3956		325 D	10
All Drive Giant Dump Truck				5 ton.	70		3955		325 D	10
All Drive Giant Dumpers					80		3956		325 D	10
Tuline 3000	Petters PH 1						0870		200 R	10
Two Drive 4000	Petters PH 2				-> 85		0870		200 R	10
Two Drive 4000	Petters PH 2				85 ->		0989		228 R	10
<b>TINAGLI</b>										
<b>CULTIVATOR</b>										
Motozappa 7HP Special							0199		140 R	6
Motozappa TM 200							1097		155 R	6
<b>TRANSPORT THORNYCROFT</b>										
<b>TRANSPORTER</b>										
Motocart					63 ->		0999		228 R	10
<b>TRUCO</b>										
<b>AY</b>										
4050/84/86							1615		420 D	10
<b>HFT</b>										
1644 - 2666							1615		420 D	10
<b>25..</b>										
2530/84L/86							1615		420 D	10
<b>30..</b>										
3040/84-86							1549		420 D	10
<b>45..</b>										
4555/84-106							1549		420 D	10
<b>UNIMAC</b>										
<b>AGRICULTURAL</b>										
Autocaricante MAC 30/50							0812		184 R	10
<b>UNIPOWER</b>										
<b>AGRICULTURAL</b>										
Invader 4x4	Perkins V8 - 510				71 ->		1312		352 D	10
<b>UNIVERSAL</b>										
<b>SD Serie</b>										
530 - 640 - 750	47 kW			Main Disc			4070		280 D	14 5+5
530 - 640 - 750				P.T.O.			4095		280 R	10
<b>U Serie</b>										
533 - 603 - 723 - 850 - 853 - 1010	47 kW			Main Disc			4070		280 D	14 5+5
533 - 603 - 723 - 850 - 853 - 1010	47 kW			P.T.O.			4095		280 R	10




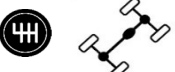








  Description	 Engine	 Gearbox - Chassis	 Year	 Code kit	 Code	 Code	 Code	 Z	 Pads
<b>500 Serie</b>									
530 - 532L - 533							4070	280 D	14 5+5
530 - 532L - 533							4095	280 R	10
<b>600 Serie</b>									
603 - 640 - 642L - 643	39 - 47 kW						4070	280 D	14 5+5
603 - 640 - 642L - 643							4095	280 R	10
<b>700 Serie</b>									
703 - 704 - 723	47 - 54 kW						4070	280 D	14 5+5
703 - 704 - 723	47-54 kW						4095	280 R	10
<b>800 Serie</b>									
853	63 kW						4070	280 D	14 5+5
853	63 kW						4095	280 R	10
<b>UTB</b>									
<b>TRACTOR</b>									
Romanian Tractor	65 HP						4395	330 R	10
Romanian Tractor							4390	340 D	10



The Ursus Factory was founded in Poland in 1893 on 15 Sienna Street, Warsaw, by three engineers and four businessmen. It began producing exhaust engines and then later trucks and metal fittings intended for the Russian Tsar.  
By 1961, there was a growing need for tractors in Poland, but the tractors produced by the Ursus factory did not meet the needs of Polish agriculture. A bilateral agreement was created between Poland and Czechoslovakia, where Czechoslovakia would provide the Ursus factory with the parts necessary to enlarge and modernise the factory and in exchange, Poland would supply Czechoslovak factories with raw materials. The goal was to construct a joint tractor industry where Poland and Czechoslovakia would combine to produce 120,000 tractors per year, as in

<b>URSUS</b>									
<b>B Serie</b>									
28 - 32						8705	4312	230 R	10
<b>BAMBI</b>									
C 10							3970	160 R	10
<b>SCHLEPPER</b>									
SCHLEPPER				49 ->			1232	200 R	10
<b>BRAKE DISC - Disco Freno</b>									
C 385							3582	228 B	24
<b>VALPADANA</b>									
<b>MOTORMOWER</b>									
Motocultivatori	10 CV	Motocultivatore					3850	184 R	10
Padano D12 - D 14		Motocultivatore			Y705	8701	0812	7707	184 R
Superpadano		Motocultivatore			Y705	8701	0812	7707	184 R
VMC 12		Motocultivatore					3019	110 R	8
VMC 14		Motocultivatore		67 ->			0155	155 R	6
VMC 160		Motocultivatore					3019	110 R	8
VMC 18		Motocultivatore			Y705	8701	0812	7707	184 R
<b>TRACTOR</b>									
Trattorino 4 RM 20					Y705	8701	0812	7707	184 R
Trattorino 4 RM 350 / 450					Y710	8702	0209	7707	216 R
Trattorino 4 RM 6000				Main Disc			4189	216 R	18
Trattorino 4 RM 6000				P.T.O.			4573	216 R	12
Trattorino 4 RM 7000				Main Disc			4189	216 R	18
Trattorino 4 RM 7000				P.T.O.			4573	216 R	12
Valpadana 4040 sincro				Main Disc			4144	184 R	18
Valpadana 4040 sincro				P.T.O.			4574	184 R	10
Valpadana 6060				P.T.O.			4408	216 R	10
Valpadana 6060				Main Disc			4189	216 R	18
Super Valpadana							3752	178 R	10














											
Description		Engine	Gearbox - Chassis		Year	Code kit	Code	Code	Code	Z	Pads













**VALTRA - VALMET BRASIL**

68 SPECIAL			Main Disc				4676		295 R	22	
68 SPECIAL			P.T.O.						280	18	
78 SPECIAL			Main Disc				4676		295 R	22	
78 SPECIAL			P.T.O.						280	18	
85			Main Disc				4676		295 R	22	
85			P.T.O.						280	18	
86			Main Disc				4676		295 R	22	
86			P.T.O.						280	18	
88			Main Disc				4676		295 R	22	
88			P.T.O.						280	18	
685			Main Disc				4676		295 R	22	
685			P.T.O.						280	18	
785			Main Disc				4676		295 R	22	
785			P.T.O.						280	18	
880 4 x 4							0832		330 R	10	
885 / PCR 4 x 4							0832		330 R	10	
980 4 x 4 TURBO							0832		330 R	10	
985 /PCR							0832		330 R	10	
985 4 x 4									330	22	
985 4 x 4			Optional				4656		330 R	22	
1180 4 x 4							4656		330 R	22	
1280 4 x 4 - 1380			Main Disc						350	22	
1280 4 x 4 - 1380			P.T.O.						350	10	
1580 - 1780 4 x 4			Main Disc						350	22	
1580 - 1780 4 x 4			P.T.O.						350	10	












**VALTRA - VALMET EUROPE**













<b>A Serie</b>											
65 - 75 - 85 - 95		46 - 54 - 65 - 72 kW		Main Disc					295	22	
65 - 75 - 85 - 95		46 - 54 - 65 - 72 kW		P.T.O.					280	18	
65 - 75 - 85 - 95		46 - 54 - 65 - 72 kW		Optional - Main Disc					295	22	7+7
65 - 75 - 85 - 95		46 - 54 - 65 - 72 kW		Optional - P.T.O.					280	18	
<b>MEGA</b>											
8050 - 8150 - 8450 - 8750		81 - 118 kW					4361		350 D	22	
<b>MEZZO</b>											
6000		55 kW					4348		330 R	22	
6000		55 kW					5134		327 D	22	
6100		58 kW					4348		330 R	22	
6100		58 kW					5134		327 D	22	
6200		59 kW					4348		330 R	22	
6200		59 kW					5134		327 D	22	
6300		63 kW					4348		330 R	22	
6300		63 kW					5134		327 D	22	
6400		70 kW					4348		330 R	22	
6400		70 kW					5134		327 D	22	
6600		77 kW					4348		330 R	22	
6600		77 kW					5134		327 D	22	
6800		85 kW					4348		330 R	22	
6800		85 kW					5134		327 D	22	
6900							4348		330 R	22	
6900							5134		327 D	22	
8000		74 kW					4348		330 R	22	
8000		74 kW					5134		327 D	22	
8100		88 kW	with Turbo Clutch				4348		330 R	22	
8100		88 kW	with Turbo Clutch				5134		327 D	22	
8200 - 8400		96 - 103 kW					4361		350 D	22	

  Description	 Engine	 Gearbox - Chassis	 Year	 Code kit	 Code	 Code	 Code	 Z	 Pads
<b>T Serie</b>									
120	88 kW		Torsion Dumper	04 ->				352 C	22
130	99 kW		Torsion Dumper	04 ->				352 C	22
140 ECOPOWER	107 kW		Torsion Dumper	04 ->				352 C	22
160	118 kW		Torsion Dumper	04 ->				352 C	22
170	125 kW		Torsion Dumper	04 ->				352 C	22
180	140 kW		Torsion Dumper	04 ->				352 C	22
190	155 kW		Torsion Dumper	04 ->				352 C	22
<b>30 Serie</b>									
33								280	10
<b>200 Serie</b>									
205						4642		280 D	22 5+5
255			Main Disc			4642		280 D	22 5+5
255			P.T.O.					280	18
255			Main Disc					295	22
255			P.T.O.					280	18
255			Optional - Main Disc					295	22 7+7
<b>300 Serie</b>									
305 - 355	39 - 45 kW		Main Disc			4642		280 D	22 5+5
305 - 355	39 - 45 kW		P.T.O.					280	18
305 - 355	39 - 45 kW		Main Disc					295	22
305 - 355	39 - 45 kW		P.T.O.					280	18
305 - 355	39 - 45 kW		Optional - Main Disc					295	22 7+7
359 - 361								280	10
365	48 kW		Main Disc			4642		280 D	22 5+5
365	48 kW		P.T.O.					280	18
365	48 kW		Main Disc					295	22
365	48 kW		P.T.O.					280	18
365	48 kW		Optional - Main Disc					295	22 7+7
<b>400 Serie</b>									
405 - 415 - 455 - 465	45 - 49 - 51 kW		Main Disc			4642		280 D	22 5+5
405 - 415 - 455 - 465	45 - 49 - 51 kW		P.T.O.					280	18
405 - 415 - 455 - 465	45 - 49 - 51 kW		Main Disc					295	22
405 - 415 - 455 - 465	45 - 49 - 51 kW		P.T.O.					280	18
405 - 415 - 455 - 465	45 - 49 - 51 kW		Optional - Main Disc					295	22 7+7
<b>500 Serie</b>									
500								280	10
500			P.T.O.			0859		280 R	10
500			Main Disc			1197		280 R	10
502								280	10
502		Chass. -> 53570	P.T.O.			0859		280 R	10
502		Chass. -> 53570	Main Disc			1197		280 R	10
502		Chass. 53571 ->	P.T.O.			4687		280R	10
502		Chass. 53571 ->	Main Disc					280	18
504			P.T.O.			4687		280R	10
504			Main Disc					280	18
505	53 kW					4619		310 D	22 6+6
505	53 kW		Optional			5153		310 D	22
555	53 kW		Main Disc			4642		280 D	22 5+5
555	53 kW		P.T.O.					280	18
555	53 kW		Main Disc					295	22
555	53 kW		P.T.O.					280	18
555	53 kW		Optional - Main Disc					295	22 7+7
562			P.T.O.			4687		280R	10
562			Main Disc					280	18
565								280	10
565		Chass. -> 53570	P.T.O.			0859		280 R	10
565		Chass. -> 53570	Main Disc			1197		280 R	10

  Description	 Engine	 Gearbox - Chassis	 Main Disc	 Year	 Code kit	 Code	 Code	 Code	 Z	 Pads	
565	55 kW		Main Disc				<b>4642</b>		280 D	22	<b>5+5</b>
565	55 kW		P.T.O.						280	18	
565	55 kW		Main Disc						295	22	
565	55 kW		P.T.O.						280	18	
565	55 kW		Optional - Main Disc						295	22	<b>7+7</b>
<b>600 Serie</b>											
600	44 kW		Main Disc						295	22	
600	44 kW		P.T.O.						280	18	
600	44 kW		Optional - Main Disc						295	22	<b>7+7</b>
602 - 604			P.T.O.				<b>4687</b>		280R	10	
602 - 604			Main Disc						280	18	
605	56 kW						<b>4619</b>		310 D	22	<b>6+6</b>
605	56 kW		Optional				<b>5153</b>		310 D	22	
605	56 kW						<b>5134</b>		327 D	22	
655			Main Disc				<b>4642</b>		280 D	22	<b>5+5</b>
655			P.T.O.						280	18	
655							<b>5134</b>		327 D	22	
665	59 kW		Main Disc				<b>4642</b>		280 D	22	<b>5+5</b>
665	59 kW		P.T.O.						280	18	
665	59 kW		Main Disc						295	22	
665	59 kW		P.T.O.						280	18	
665	59 kW		Optional - Main Disc						295	22	<b>7+7</b>
<b>700 Serie</b>											
700									305	10	
700			P.T.O.				<b>0859</b>		280 R	10	
700			Main Disc				<b>1197</b>		280 R	10	
700			P.T.O.				<b>5153</b>		310 D	22	
700			Main Disc				<b>4136</b>		310 R	10	
700 MKII			P.T.O.				<b>5153</b>		310 D	22	
700 MKII			Main Disc				<b>4136</b>		310 R	10	
702									305	10	
703									305	10	
702 - 703			P.T.O.				<b>5153</b>		310 D	22	
702 - 703			Main Disc				<b>4136</b>		310 R	10	
705	66 kW						<b>4619</b>		310 D	22	<b>6+6</b>
705	66 kW		Optional				<b>5153</b>		310 D	22	
705	66 kW						<b>5134</b>		327 D	22	
755	66 kW	with Turbo Clutch					<b>4348</b>		330 R	22	
755	66 kW	with Turbo Clutch					<b>5134</b>		327 D	22	
<b>800 Serie</b>											
800	59 kW		Main Disc						295	22	
800	59 kW		P.T.O.						280	18	
800	59 kW		Optional - Main Disc						295	22	<b>7+7</b>
802			P.T.O.				<b>5153</b>		310 D	22	
802			Main Disc				<b>4136</b>		310 R	10	
805	74 kW						<b>4619</b>		310 D	22	<b>6+6</b>
805	74 kW		Optional				<b>5153</b>		310 D	22	
805	74 kW						<b>5134</b>		327 D	22	
855	74 kW	with Turbo Clutch					<b>4348</b>		330 R	22	
855	74 kW	with Turbo Clutch					<b>5134</b>		327 D	22	
865			Main Disc						295	22	
865			P.T.O.						280	18	
865			Optional - Main Disc						295	22	<b>7+7</b>



  Description	 Engine	 Gearbox - Chassis	 Year	 Code kit	 Code	 Code	 Code	 Z	 Pads
<b>900 Serie</b>									
900	66 kW		P.T.O.			<b>5153</b>		310 D	22
900	66 kW		Main Disc			<b>4136</b>		310 R	10
900	66 kW		Main Disc					295	22
900	66 kW		P.T.O.					280	18
900	66 kW		Optional - Main Disc					295	22
903			Main Disc			<b>5153</b>		310 D	22
903			P.T.O.			<b>4136</b>		310 R	10
905						<b>5134</b>		327 D	22
<b>1000 Serie</b>									
1100 - 1102 - 1103 - 1203			Main Disc			<b>5153</b>		310 D	22
1100 - 1102 - 1103 - 1203			P.T.O.			<b>4136</b>		310 R	10
<b>3000 Serie</b>									
3100 C / F - 3300 C / F / V	38-56 kW		Main Disc					280	12
3100 C / F - 3300 C / F / V	38-56 kW		P.T.O.			<b>4331</b>		280 R	13
3400 C / F / V - 3500 C / F / V	38-56 kW		Main Disc					280	12
3400 C / F / V - 3500 C / F / V	38-56 kW		P.T.O.			<b>4331</b>		280 R	13
<b>VENDEUVRE</b>									
<b>TRACTOR</b>									
BL 25	25 HP					<b>0828</b>		225 R	10
BL 30	30 CV					<b>3660</b>		225 R	10
BL 30	30 CV					<b>3669</b>		200 R	8
BL 335	35 CV					<b>3661</b>		250 R	10
BL 335	35 CV					<b>3670</b>		228 R	8
FB 4				62 ->		<b>3661</b>		250 R	10
FB 4				62 ->		<b>3670</b>		228 R	8
FD 5						<b>3974</b>		280 R	10
<b>VENIERI</b>									
<b>AGRICULTURAL</b>									
10"			Main Disc			<b>3418</b>		250 R	10
11"			Main Disc			<b>1480</b>		280 R	10
11"			Main Disc			<b>0871</b>		280 R	10
14"			Main Disc			<b>3419</b>		350 R	10
Motocultivators						<b>1030</b>		160 R	10
Pala 50/60 HP	Ford		Main Disc			<b>1314</b>		310 R	10
Pala VF 5.53						<b>3640</b>		280 R	10
Pala VF 5.73						<b>1313</b>		310 R	10
Pala VF 5.73						<b>3813</b>		307 R	10
<b>VIGNOLI</b>									
<b>CULTIVATOR</b>									
Motocultivators M12						<b>0200</b>		184 D	10
<b>VME</b>									
<b>S/SI Serie</b>									
SI257						<b>0974</b>		180 R	10
<b>T Serie</b>									
T320 - T400 - T430				65 ->		<b>1034</b>		280 R	10
T500						<b>4098</b>		280 D	10
<b>22.. Serie</b>									
SI257				79 -> 80		<b>4098</b>		280 D	10
<b>V.M.L.</b>									
<b>MOTORMOWER</b>									
Motozappa	Ruggerini					<b>1346</b>		140 R	6
Motozappa	Lombardini					<b>1346</b>		140 R	6

											
Description		Engine	Gearbox - Chassis		Year	Code kit	Code	Code	Code	Z	Pads

## V.M. MOTORI

### ENGINE

4 DAN - 19 SV - 29 SV								<b>0155</b>		155 R	6
4 DAN 29 SV								<b>1061</b>		184 R	10
10 - 15 DAN/SL								<b>1061</b>		184 R	10
22 DA/SL								<b>3114</b>		279 R	10
22 DA/SL								<b>3395</b>		280 R	10 <b>6+6</b>
22 DA/SL								<b>0812</b>		184 R	10
22 DA/SL								<b>1061</b>		184 R	10
29 SV								<b>0812</b>		184 R	10
29 SV								<b>3411</b>		184 R	10
50 DA/SL								<b>1315</b>		352 D	10
50 DA/SL								<b>3114</b>		279 R	10
50 DA/SL								<b>3395</b>		280 R	10 <b>6+6</b>
310-50 DA/SL								<b>3114</b>		279 R	10
310-50 DA/SL								<b>3395</b>		280 R	10 <b>6+6</b>
Several types								<b>3777</b>		215 R	10
VM type 1154								<b>1316</b>		352 R	10

## VÖGELE

### Ivo

Trecker	MWMKDW415							<b>0974</b>		180 R	10
---------	-----------	--	--	--	--	--	--	-------------	--	-------	----

### Super

80/82								<b>4311</b>		250 R	10
80/82	KHDF3L912							<b>4311</b>		250 R	10
140/142	KHDF3L912							<b>4311</b>		250 R	10
200/204	KHDF4L514							<b>1574</b>		350 D	10

## VOLK

### 8.. - 20..

2000 V								<b>4507</b>		180 R	10
--------	--	--	--	--	--	--	--	-------------	--	-------	----



## VOLVO

### 300 Serie




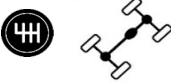








320			P.T.O.					<b>0953</b>	<b>7722</b>	228 R	10
320			Main Disc					<b>1034</b>		273 R	10
320								<b>3897</b>		280 R	10

### 400 Serie

400			P.T.O.					<b>0953</b>	<b>7722</b>	228 R	10
400			Main Disc					<b>1034</b>		273 R	10
400								<b>3897</b>		280 R	10
430			P.T.O.					<b>0953</b>	<b>7722</b>	228 R	10
430			Main Disc					<b>1034</b>		273 R	10

### 500 Serie










500			Optional					<b>4098</b>		280 D	10 <b>6+6</b>
500			Optional					<b>4102</b>		280 D	10 <b>8+8</b>
500			Optional					<b>4167</b>		276 D	10
500			Optional					<b>2807</b>		280 D	10
500			Optional					<b>4104</b>		280 D	10 <b>4+4</b>

  Description	 Engine	 Gearbox - Chassis	 Year	 Code kit	 Code	 Code	 Code	 Code	 Z	 Pads
<b>2000 Serie</b>										
2200							<b>4089</b>		280 R	10
2200			Optional				<b>3897</b>		280 R	10
2200							<b>4098</b>		280 D	10
2200			Optional				<b>4098</b>		280 D	10
2200			Optional				<b>4102</b>		280 D	10
2200			Optional				<b>4167</b>		276 D	10
2200			Optional				<b>2807</b>		280 D	10
2200			Optional				<b>4104</b>		280 D	10
2204 - 2250 - 2254							<b>4098</b>		280 D	10
2204 - 2250 - 2254			Optional				<b>4098</b>		280 D	10
2204 - 2250 - 2254			Optional				<b>4102</b>		280 D	10
2204 - 2250 - 2254			Optional				<b>4167</b>		276 D	10
2204 - 2250 - 2254			Optional				<b>2807</b>		280 D	10
2204 - 2250 - 2254			Optional				<b>4104</b>		280 D	10
<b>WAHL</b>										
<b>W Serie</b>										
12	9 kW						<b>0863</b>		180 R	10
15	11 kW					<b>8705</b>	<b>0828</b>		225 R	10
15	11 kW		Optional				<b>0828</b>		225 R	10
17	12 kW						<b>0863</b>		180 R	10
22	16 kW						<b>0822</b>		200 R	10
28	21 kW					<b>8705</b>	<b>4312</b>		225 R	10
133	18 kW		P.T.O.				<b>3841</b>		200 R	8
<b>WARCHALOWSKI</b>										
<b>WT25 - 44</b>										
WT25							<b>0863</b>		180 R	10
WT30							<b>0974</b>		180 R	10
<b>WEHRHAHN</b>										
<b>W3..W4</b>										
W3000							<b>1232</b>		200 R	10
<b>WELDING Industries</b>										
<b>TRANSPORTER</b>										
Machine		Uster		66 ->			<b>3898</b>		232 D	10
Machine		Uster		66 ->			<b>0947</b>		250 D	10
Mobile Loading Stating							<b>3898</b>		232 D	10
Mobile Loading/Staking							<b>0947</b>		250 D	10
<b>WHITE - ARBOS</b>										
<b>AGRICULTURAL</b>										
1000 MAYOR							<b>0308</b>		250 R	10
Lince - Giaguaro - Pantera - Tigre							<b>3640</b>		280 R	10
Rekord 1220							<b>3640</b>		280 R	10
<b>WHITLOCK</b>										
<b>TRANSPORTER</b>										
Dinkum Digger	Fordson						<b>1060</b>		325 R	10
205 Digger				66 ->			<b>1431</b>		325 D	10
505 & 605 Digger			Main Disc	66 ->			<b>3872</b>		325 D	10
<b>WICKAM</b>										
<b>TRANSPORTER</b>										
Breytby Mk IIb Underground Supplies				65 ->			<b>1321</b>		232 D	10
Rail Inspection							<b>0085</b>		160 R	10
Salvage vehicle				65 ->			<b>1321</b>		232 D	10














Description	Engine	Gearbox - Chassis	Year	Code kit	Code	Code	Code	Code	Z	Pads
<b>WILLIAMS POWER PRODUCTS</b>										
<b>TRANSPORTER</b>										
4/604 WHL Drive Dumper							<b>3959</b>		302 R	10
Industrial			71 ->				<b>1456</b>		325 R	10 <b>10+10</b>
Power pack							<b>0805</b>		325 R	10
<b>WINGET</b>										
<b>TRANSPORTER</b>										
4/25		4 WD	72 -> 73				<b>0870</b>		200 R	10
2 B 1000 - 1500 - 2000		2 WD					<b>0870</b>		200 R	10
2 S - 3 S			65 -> 72				<b>0870</b>		200 R	10
4/45		4 WD	72 -> 73				<b>0870</b>		200 R	10
4/60		4 WD	72 -> 73				<b>0798</b>		302 R	10
4 A 40		4 WD	77 -> 81				<b>0870</b>		200 R	10
4 A 50		4 WD	77 -> 81				<b>0989</b>		228 R	10
4 A 60 - A 80		4 WD	74 ->				<b>0798</b>		302 R	10
4 B 40			79 ->				<b>0870</b>		200 R	10
4 B 50			79 ->				<b>0989</b>		228 R	10
4B 2000 - 2500 - 3000 - 4000		4 WD					<b>0989</b>		228 R	10
4 S - 5 S			65 -> 72				<b>0870</b>		200 R	10
<b>FORK LIFT</b>										
Fork Master 4 FL 5000		4 WD	73 ->				<b>0989</b>		228 R	10
Forklift	Lister HR 3		80 ->				<b>0798</b>		302 R	10
Forklift	Ford 2711 E		81 ->				<b>3955</b>		325 D	10
F 15	Lister ST 3 - 4 WD		81 ->				<b>1175</b>		279 R	10
D 2000 - 2500			84 ->				<b>0989</b>		228 R	10
D 3000			84 ->				<b>1176</b>		250 R	10
Synchromesh Wire Drawing Machine			70 ->				<b>0085</b>		160 R	10
<b>WORTHINGTON</b>										
<b>CONCRETE MIXER</b>										
Betoniera Autocarria							<b>3640</b>		280 R	10
<b>YANMAR</b>										
<b>TRACTOR</b>										
Yanmar	1500 cc.						<b>4175</b>		200 D	20
Yanmar	1300 cc.						<b>4176</b>		181 D	19














**Zetor** (since January 1, 2007, officially **Zetor Tractors a.s.**) is a brand of tractors, trademark and Czech manufacturer based in Brno, Lišeň. Since June 29, 2002, the only shareholder is a Slovak Company *HTC Holding*. The company manufactures farming tractors and tractor components (engines or transmissions). Zetor is the world's first manufacturer to develop and launch production of tractor safety cabins. In the 70-year-long history, Zetor has sold over 1.3 million tractors. Currently, Zetor portfolio includes six model ranges with power from 40 to 160 hp.

  Description	 Engine	 Gearbox - Chassis	 Year	 Code kit	 Code	 Code	 Code	 Z	 Pads
<b>ZETOR</b>									
<b>FORTERRA</b>									
8621 - 8641	60 kW					4248		330 R	18
8621 - 8641	60 kW		Optional			4683		327 D	18 5+5
8621 - 8641	60 kW		Optional			4351		327 R	18 5+5
9621 - 9641 - 9761	68 - 70 kW					4248		330 R	18
9621 - 9641 - 9761	68 - 70 kW		Optional			4683		327 D	18 5+5
9621 - 9641 - 9761	68 - 70 kW		Optional			4351		327 R	18 5+5
10641 - 10741 - 11441 - 11641 - 11741	76 - 81 - 85 - 88 kW					4248		330 R	18
10641 - 10741 - 11441 - 11641 - 11741	76 - 81 - 85 - 88 kW		Optional			4683		327 D	18 5+5
10641 - 10741 - 11441 - 11641 - 11741	76 - 81 - 85 - 88 kW		Optional			4351		327 R	18 5+5
<b>MAJOR</b>									
3320/40 - 4320/40 - 5320/40 - 6320/40 - 7320/40	33 - 44 - 47 - 51 - 58 kW		P.T.O.			3159		280 R	28
3320/40 - 4320/40 - 5320/40 - 6320/40 - 7320/40	33 - 44 - 47 - 51 - 58 kW		Main Disc			4613		310 R	18
3320/40 - 4320/40 - 5320/40 - 6320/40 - 7320/40	33 - 44 - 47 - 51 - 58 kW		Optional - Main Disc			4277		310 R	18 6+6
<b>PROXIMA</b>									
6421 - 6441 - 7421 - 7441 - 8421 - 8441	45 - 53 - 60 kW		P.T.O.			3159		280 R	28
6421 - 6441 - 7421 - 7441 - 8421 - 8441	45 - 53 - 60 kW		Main Disc			4613		310 R	18
6421 - 6441 - 7421 - 7441 - 8421 - 8441	45 - 53 - 60 kW		Optional - Main Disc			4277		310 R	18 6+6
<b>SUPER</b>									
3321/41 - 4321/41 - 5321/41 - 6321E/41E - 7321/41	37 - 44 - 52 - 55 - 62 kW		P.T.O.			3159		280 R	28
3321/41 - 4321/41 - 5321/41 - 6321E/41E - 7321/41	37 - 44 - 52 - 55 - 62 kW		Main Disc			4613		310 R	18
3321/41 - 4321/41 - 5321/41 - 6321E/41E - 7321/41	37 - 44 - 52 - 55 - 62 kW		Optional - Main Disc			4277		310 R	18 6+6
<b>3000 Serie</b>									
3011 - 3045	37 kW		P.T.O.	66 > 72		3159		280 R	28
3011 - 3045	37 kW		Main Disc	66 > 72		4611	P009	280 R	16
3011 - 3045	37 kW		Optional - Main Disc	66 > 72		3444		280 R	16
3320 - 3340	37 kW		P.T.O.			3159		280 R	28
3320 - 3340	37 kW		Main Disc			4613		310 R	18
3320 - 3340	37 kW		Optional - Main Disc			4277		310 R	18 6+6
3511 - 3545			P.T.O.			3159		280 R	28
3511 - 3545			Main Disc			4611	P009	280 R	16
3511 - 3545			Optional - Main Disc			3444		280 R	16
<b>4000 Serie</b>									
4320 - 4340	42 kW		P.T.O.			3159		280 R	28
4320 - 4340	42 kW		Main Disc			4613		310 R	18
4320 - 4340	42 kW		Optional - Main Disc			4277		310 R	18 6+6
4712 - 4718 - 4911			P.T.O.			3159		280 R	28
4712 - 4718 - 4911			Main Disc			4611	P009	280 R	16
4712 - 4718 - 4911			Optional - Main Disc			3444		280 R	16
<b>5000 Serie</b>									
5011			P.T.O.			3159		280 R	28
5011			Main Disc			4611	P009	280 R	16
5011			Optional - Main Disc			3444		280 R	16
5011			P.T.O.			3159		280 R	28
5011			Main Disc			4613		310 R	18
5011			Optional - Main Disc			4277		310 R	18 6+6
5211 - 5213 - 5243 - 5245			P.T.O.			3159		280 R	28
5211 - 5213 - 5243 - 5245			Main Disc			4612		280 R	18
5211 - 5213 - 5243 - 5245			Optional - Main Disc			4615		280 R	18 6+6
5211 - 5213 - 5243 - 5245			P.T.O.			3159		280 R	28
5211 - 5213 - 5243 - 5245			Main Disc			4613		310 R	18
5211 - 5213 - 5243 - 5245			Optional - Main Disc			4277		310 R	18 6+6
5320 - 5340 - 5340 HORAL			P.T.O.			3159		280 R	28
5320 - 5340 - 5340 HORAL			Main Disc			4613		310 R	18
5320 - 5340 - 5340 HORAL			Optional - Main Disc			4277		310 R	18 6+6
5511 - 5545 - 5611 - 5645 - 5647			P.T.O.			3159		280 R	28
5511 - 5545 - 5611 - 5645 - 5647			Main Disc			4612		280 R	18



 											
Description	Engine	Gearbox - Chassis		Year	Code kit	Code	Code	Code		Z	Pads
5511 - 5545 - 5611 - 5645 - 5647			Optional - Main Disc				4615		280 R	18	6+6
5511 - 5545 - 5611 - 5645 - 5647			P.T.O.				3159		280 R	28	
5511 - 5545 - 5611 - 5645 - 5647			Main Disc				4613		310 R	18	
5511 - 5545 - 5611 - 5645 - 5647			Optional - Main Disc				4277		310 R	18	6+6
5511 - 5545 - 5611 - 5645 - 5647			P.T.O.				3159		280 R	28	
5511 - 5545 - 5611 - 5645 - 5647			Main Disc				4612		280 R	18	
5511 - 5545 - 5611 - 5645 - 5647			Optional - Main Disc				4615		280 R	18	6+6
<b>6000 Serie</b>											
6011 - 6045 - 6211 - 6245			P.T.O.				3159		280 R	28	
6011 - 6045 - 6211 - 6245			Main Disc				4612		280 R	18	
6011 - 6045 - 6211 - 6245			Optional - Main Disc				4615		280 R	18	6+6
6011 - 6045 - 6211 - 6245			P.T.O.				3159		280 R	28	
6011 - 6045 - 6211 - 6245			Main Disc				4613		310 R	18	
6011 - 6045 - 6211 - 6245			Optional - Main Disc				4277		310 R	18	6+6
6320 - 6340 - 6340 E	52 kW		P.T.O.				3159		280 R	28	
6320 - 6340 - 6340 E	52 kW		Main Disc				4613		310 R	18	
6320 - 6340 - 6340 E	52 kW		Optional - Main Disc				4277		310 R	18	6+6
6711 - 6718 - 6745 - 6748 - 6911 - 6945			P.T.O.				3159		280 R	28	
6711 - 6718 - 6745 - 6748 - 6911 - 6945			Main Disc				4612		280 R	18	
6711 - 6718 - 6745 - 6748 - 6911 - 6945			Optional - Main Disc				4615		280 R	18	6+6
6711 - 6718 - 6745 - 6748 - 6911 - 6945			P.T.O.				3159		280 R	28	
6711 - 6718 - 6745 - 6748 - 6911 - 6945			Main Disc				4613		310 R	18	
6711 - 6718 - 6745 - 6748 - 6911 - 6945			Optional - Main Disc				4277		310 R	18	6+6
<b>7000 Serie</b>											
7011 - 7045 - 7211 - 7245			P.T.O.				3159		280 R	28	
7011 - 7045 - 7211 - 7245			Main Disc				4612		280 R	18	
7011 - 7045 - 7211 - 7245			Optional - Main Disc				4615		280 R	18	6+6
7011 - 7045 - 7211 - 7245			P.T.O.				3159		280 R	28	
7011 - 7045 - 7211 - 7245			Main Disc				4613		310 R	18	
7011 - 7045 - 7211 - 7245			Optional - Main Disc				4277		310 R	18	6+6
7320 - 7340	58 kW		P.T.O.				3159		280 R	28	
7320 - 7340	58 kW		Main Disc				4613		310 R	18	
7320 - 7340	58 kW		Optional - Main Disc				4277		310 R	18	6+6
7520 - 7540 - 7540E	52 kW						4248		330 R	18	
7520 - 7540 - 7540E	52 kW		Optional				4683		327 D	18	5+5
7520 - 7540 - 7540E	52 kW		Optional				4351		327 R	18	7+7
7711 - 7745	58 kW		P.T.O.				3159		280 R	28	
7711 - 7745	58 kW		Main Disc				4612		280 R	18	
7711 - 7745	58 kW		Optional - Main Disc				4615		280 R	18	6+6
7711 - 7745	58 kW		P.T.O.				3159		280 R	28	
7711 - 7745	58 kW		Main Disc				4613		310 R	18	
7711 - 7745	58 kW		Optional - Main Disc				4277		310 R	18	6+6
<b>8000 Serie</b>											
8011 - 8045	63 kW	Chass. 26165 ->					4248		330 R	18	
8011 - 8045	63 kW	Chass. 26165 ->	Optional				4683		327 D	18	5+5
8011 - 8045	63 kW	Chass. 26165 ->	Optional				4351		327 R	18	7+7
8111 - 8145 - 8211 - 8245	59 kW						4278		350 R	22	6+6
8520 - 8540 - 8540E - 8620 - 8640	59 - 60 kW						4248		330 R	18	
8520 - 8540 - 8540E - 8620 - 8640	59 - 60 kW		Optional				4683		327 D	18	5+5
8520 - 8540 - 8540E - 8620 - 8640	59 - 60 kW		Optional				4351		327 R	18	7+7
<b>9000 Serie</b>											
9111 - 9145 - 9211 - 9245	67 kW						4278		350 R	22	6+6
9520 - 9540 - 9620 - 9640	67 kW						4248		330 R	18	
9520 - 9540 - 9620 - 9640	67 kW		Optional				4683		327 D	18	5+5
9520 - 9540 - 9620 - 9640	67 kW		Optional				4351		327 R	18	7+7

  Description	 Engine	 Gearbox - Chassis	 Year	 Code kit	 Code	 Code	 Code	 Z	 Pads
<b>10000 Serie</b>									
10011 - 10045						3446		325 R	22
10111 - 10045 - 10245						4278		350 R	22 6+6
10520 - 10540	77 kW					4248		330 R	18
10520 - 10540	77 kW		Optional			4683		327 D	18 5+5
10520 - 10540	77 kW		Optional			4351		327 R	18 7+7
11245						4086		380 R	22
11245			Optional			4279	P009	380 R	22 8+8
12011 - 12045 - 12111						3446		325 R	22
12011 - 12045 - 12111 - 12245						4086		380 R	22
12011 - 12045 - 12111 - 12245			Optional			4279	P009	380 R	22 8+8
14111 - 14145 - 16145						3446		330 R	22
14145 - 14245 - 16145 - 16245	103 kW					4086		380 R	22
14145 - 14245 - 16145 - 16245	103 kW		Optional			4279	P009	380 R	22 8+8
<b>BRAKE DISC - Disco Freno</b>									
8011 - 8045			Brake disc			3582		228 B	24
<b>ZETTELMEYER</b>									
<b>A..</b>									
A2						4311		250 R	10
<b>L..</b>									
L500 - 501						4311		250 R	10
<b>V..</b>									
VTH						3970		160 R	10
VT7						1209		200 R	10
<b>Z..</b>									
Z1 - Z2						4101		225 R	10
<b>ZIEGLER</b>									
<b>Mot.</b>									
TS 8						0366		180 R	24

# CROSS REF. LIST

Sachs	E. SASSONE
1800 125 201	Y412
1850 280 181	8177
1850 280 248	8083
1850 280 280	8082
1850 280 385	8095
1850 280 570	8097
1850 281 666	0923
1850 281 724	0586
1850 281 794	2344
1850 281 863	2134
1850 281 896	4346
1850 281 916	3863
1850 281 919	3793
1850 281 964	9999
1850 281 996	2960
1850 282 087	7045
1850 282 087	7100
1850 282 127	7047
1850 282 143	7038
1850 282 185	7053
1850 282 189	7044
1850 282 605	7054
1850 282 607	7060
1850 282 639	7104
1850 282 664	7046
1850 282 744	7064
1850 282 744	7124
1850 480 698	Y006
1851 051 104	7744
1851 136 031	7746
1859 900 001	7121
1860 023 011	0974
1860 023 012	1250
1860 023 040	0863
1860 039 022	4564
1860 039 024	0828
1860 039 024	0828
1860 039 027	4101
1860 049 027	1232
1860 049 029	4624
1860 049 055	1209
1860 049 056	0822
1860 056 107	4311
1860 056 124	3673

LuK	E. SASSONE
116 0008 10	8006
116 0014 10	8008
116 0033 30	8095
116 0046 10	8082
116 0051 10	8004
117 0004 10	8002
117 0012 10	8038
117 0017 10	8001
117 0020 10	8003
117 0022 10	8212
117 0026 10	8084
117 0035 60	8005
118 0005 10	8068
118 0014 10	8097
118 0020 10	8136
118 0024 10	8010
118 0090 10	8019
118 0105 10	8009
118 0116 10	8011
118 0116 10	8012
118 0129 00	8020
118 0132 10	8174
118 0137 11	8017
118 0146 10	8014
118 0155 10	8214
118 0158 10	8205
118 0164 60	8711
118 0165 60	8710
118 0195 10	8204
119 0001 10	8064
119 0008 12	8037
119 0022 10	8056
119 0024 10	8057
119 0032 10	8183
119 0033 10	8191
119 0053 10	8057
119 0054 11	8075
119 0061 10	8196
119 0062 60	8129
119 0063 10	8060
119 0071 10	8069
119 0077 20	8184
119 0079 10	8094
119 0080 10	8031

Valeo	E. SASSONE
003 332	Y015
003 333	Y003
003 344	Y261
003 348	Y287
003 351	Y029
003 358	Y211
003 362	Y023
003 366	Y066
003 387	Y018
003 388	Y036
003 397	Y024
003 398	Y118
003 401	Y146
003 414	Y014
003 417	Y087
003 421	Y179
003 430	Y043
003 433	Y188
003 436	Y016
003 437	Y065
003 454	Y116
003 456	Y135
003 495	Y047
003 495	Y212
003 501	Y072
003 503	Y201
006 724	Y210
006 729	Y084
006 730	Y191
006 743	Y163
006 745	Y072
006 748	Y335
006 751	Y174
006 756	Y111
006 758	Y119
006 775	Y010
006 788	Y064
006 800	Y006
006 803	Y007
006 804	Y008
006 809	Y060
006 819	Y028
009 215	Y562
009 217	Y519

# CROSS REF. LIST

Sachs	E. SASSONE
1860 062 037	3037
1860 096 013	0413
1860 202 005	4311
1861 034 147	1574
1861 060 104	4125
1861 084 001	6303
1861 123 236	2888
1861 174 134	2248
1861 181 103	2887
1861 190 043	2135
1861 201 104	3604
1861 206 211	1549
1861 206 213	1548
1861 206 214	1548
1861 206 242	1548
1861 219 157	1514
1861 219 179	1561
1861 222 004	0674
1861 224 005	0343
1861 224 034	1955
1861 224 034	1955
1861 224 048	1955
1861 231 132	0526
1861 234 001	1574
1861 237 131	2774
1861 244 001	3603
1861 248 209	2061
1861 250 101	3604
1861 257 101	4383
1861 259 101	3750
1861 259 131	3750
1861 260 101	1045
1861 266 001	4124
1861 271 236	0496
1861 274 237	1513
1861 274 238	2410
1861 279 133	2250
1861 280 136	0354
1861 288 136	1513
1861 289 501	1143
1861 291 136	2247
1861 293 035	1577
1861 295 101	1014
1861 295 101	4382

LuK	E. SASSONE
119 0086 10	8185
119 0091 10	8061
119 0094 30	8059
119 0096 30	8062
119 0102 11	8138
119 0109 10	8067
119 0110 10	8042
119 0111 20	8067
119 0114 20	8173
119 0123 20	8171
119 0124 10	8218
119 0126 10	8197
119 0126 10	8199
119 0138 60	8159
119 0147 10	8017
119 0187 10	8203
120 0066 14	8112
120 0082 10	8024
120 0082 10	8126
120 0082 10	8161
120 0084 10	8181
120 0096 11	8022
120 0106 10	8028
120 0122 10	8035
120 0125 10	8063
120 0129 11	8034
120 0130 10	8181
120 0130 10	8193
120 0138 10	8079
120 0146 10	8076
120 0155 10	8028
120 0158 10	8015
120 0158 10	8133
120 0165 60	8213
120 0166 10	8137
120 0173 30	8080
120 0175 30	8088
120 0176 30	8089
120 0183 10	8077
120 0189 30	8021
120 0194 60	8207
120 0201 10	8131
120 0201 30	8085
120 0202 30	8133

Valeo	E. SASSONE
009 221	Y329
009 236	Y520
009 237	Y521
009 237	Y523
009 247	Y531
009 249	Y525
009 252	Y526
009 254	Y503
009 303	Y127
079 053	7020
079 126	2196
079 127	2462
079 273	2060
079 279	2688
079 282	2238
079 804	1594
079 834	2484
079 849	2512
079 871	2661
079 873	2626
079 876	2543
079 878	2637
079 917	2772
079 925	2597
079 929	7074
079 937	7005
079 943	2624
094 230	7019
094 233	2647
094 479	1864
094 494	2694
176 707	4376
186 893	8021
261 675	2462
262 568	8095
262 596	0377
262 904	0696
263 106	0263
263 109	0402
263 120	0605
263 156	0743
263 166	2136
263 172	0098
263 261	8045

# CROSS REF. LIST

Sachs	E. SASSONE
1861 296 034	2400
1861 298 201	4384
1861 301 002	0483
1861 302 133	1555
1861 303 243	0381
1861 307 002	1748
1861 321 110	2397
1861 321 139	1571
1861 323 103	1568
1861 325 141	1949
1861 325 142	1576
1861 328 032	0187
1861 331 102	3033
1861 331 142	2702
1861 332 101	0580
1861 346 034	0906
1861 350 233	1717
1861 351 341	1606
1861 351 342	1711
1861 352 433	0494
1861 352 444	0494
1861 380 238	1586
1861 380 339	1986
1861 384 334	2402
1861 410 046	1931
1861 410 047	1930
1861 410 048	1931
1861 413 134	2143
1861 421 032	0455
1861 426 032	0506
1861 430 135	2129
1861 430 136	1734
1861 433 401	6347
1861 435 334	1571
1861 437 236	1587
1861 438 234	1966
1861 438 235	1724
1861 441 234	2857
1861 446 232	0529
1861 447 102	5135
1861 448 334	2847
1861 449 133	0106
1861 450 001	4441
1861 456 339	2785

LuK	E. SASSONE
120 0203 30	8016
120 0205 50	8118
120 0217 10	8208
120 0239 10	8202
120 0245 10	8106
120 0261 10	8179
120 0263 10	8215
120 0268 60	8709
120 0304 10	8198
120 0312 10	8178
120 0362 10	8179
121 0002 12	8030
121 0011 10	8023
121 0013 10	8023
121 0017 10	8107
121 0019 11	8090
121 0024 20	8023
121 0031 20	8121
121 0037 10	8128
121 0039 20	8122
121 0046 20	8163
121 0048 10	8158
121 0067 10	8230
122 0017 10	8049
122 0019 11	8046
122 0026 12	8039
122 0035 10	8180
122 0045 11	8070
122 0052 10	8045
122 0053 10	8051
122 0063 10	8102
122 0069 11	8091
122 0073 10	8036
122 0114 10	8040
122 0117 10	8049
122 0126 10	8154
122 0132 10	8206
122 0132 60	8029
122 0133 10	8047
122 0154 10	8041
122 0157 30	8092
122 0162 10	8096
122 0172 30	8050
122 0176 20	8143

Valeo	E. SASSONE
263 272	2349
263 309	0494
263 375	6009
263 550	1522
263 603	7009
264 143	0484
264 165	2082
264 204	1855
264 314	0470
264 572	0496
264 630	7003
264 632	0297
264 671	6162
264 788	2786
264 790	2837
264 909	0161
264 969	7047
265 139	1536
265 151	2700
265 172	7025
265 315	7021
265 449	2028
265 485	2196
265 494	8008
265 570	2690
266 121	7022
266 142	2307
266 155	7002
266 185	1712
266 202	0758
266 321	2340
266 326	2095
266 354	2229
266 402	7040
266 518	7004
266 540	1526
266 553	2688
266 594	2422
266 821	2137
266 923	8051
266 926	2442
266 953	2869
267 016	0297
267 065	2587

# CROSS REF. LIST

Sachs	E. SASSONE
1861 460 137	2746
1861 460 138	2746
1861 464 001	3632
1861 470 234	1711
1861 476 432	1592
1861 479 032	1767
1861 480 334	1667
1861 480 335	1677
1861 482 034	1548
1861 486 234	9267
1861 488 233	1669
1861 491 041	1990
1861 494 140	2185
1861 498 235	9264
1861 502 234	2626
1861 503 132	0350
1861 508 233	2790
1861 509 150	1915
1861 511 232	2741
1861 515 336	1593
1861 516 031	0168
1861 518 031	4273
1861 521 234	1667
1861 526 014	1925
1861 526 039	2118
1861 526 046	1937
1861 527 033	1931
1861 528 032	2882
1861 532 638	2784
1861 541 332	2883
1861 542 132	1525
1861 543 535	2826
1861 543 537	2650
1861 544 135	2894
1861 547 638	2786
1861 556 332	2826
1861 557 235	0559
1861 557 236	2014
1861 557 237	1593
1861 560 234	1936
1861 561 002	2847
1861 562 234	2069
1861 565 203	2252
1861 568 331	2756

LuK	E. SASSONE
122 0181 10	8149
122 0190 10	8166
122 0206 10	8139
122 0209 30	8086
122 0210 30	8087
122 0214 10	8110
122 0221 10	8135
122 0225 10	8103
122 0248 60	8210
122 0263 10	8167
122 0277 10	8125
122 0312 10	8217
123 0006 10	8177
123 0034 20	8705
123 0071 12	8073
123 0082 10	8073
123 0099 10	8147
123 0102 10	8220
123 0105 10	8100
123 0117 10	8054
123 0196 30	8081
123 0216 50	8150
123 0220 10	8127
123 0253 10	8112
123 0254 10	8104
123 0255 10	8226
123 0265 20	8228
123 0271 10	8188
123 0276 10	8186
123 0278 10	8211
123 0323 10	8157
123 0324 11	8219
123 0348 10	8113
123 0352 10	8152
123 0353 10	8109
123 0353 10	8110
123 0378 20	8111
123 0389 20	8112
124 0035 10	8194
124 0076 30	8093
124 0078 11	8105
124 0089 10	8229
124 0115 20	8175
124 0131 30	8108

Valeo	E. SASSONE
267 093	2028
267 117	2096
267 328	2136
267 923	8046
271 133	1034
275 854	7038
276 432	8082
278 692	8024
278 761	0483
279 087	2425
279 103	8070
279 117	2048
279 128	8093
279 162	7053
279 168	2723
279 192	2682
279 211	2404
279 244	8060
279 245	8054
279 299	4316
279 326	3746
279 334	4118
279 335	4192
279 346	1523
279 359	4099
279 384	2195
279 389	8105
279 389	8194
279 404	9216
279 410	2784
279 431	7101
279 439	0235
279 442	2082
279 444	1576
279 448	2111
279 465	2792
279 520	2792
279 522	1936
279 528	8137
279 567	1567
279 594	8027
279 597	7061
279 612	7037
279 617	2586

# CROSS REF. LIST

Sachs	E. SASSONE
1861 569 038	1933
1861 570 102	1747
1861 571 136	6070
1861 572 431	1935
1861 573 242	2823
1861 574 132	2097
1861 577 034	0734
1861 577 038	2772
1861 580 033	1625
1861 581 437	2876
1861 582 132	1640
1861 584 137	2147
1861 587 032	2861
1861 591 036	1669
1861 591 038	1952
1861 592 333	1615
1861 594 034	6010
1861 599 232	1950
1861 600 033	1719
1861 600 034	1872
1861 602 344	2860
1861 603 034	6376
1861 606 332	6194
1861 607 432	6195
1861 608 132	1941
1861 609 035	2860
1861 610 104	1606
1861 611 131	2444
1861 613 101	3946
1861 614 032	2057
1861 617 232	2867
1861 619 232	2838
1861 626 034	2870
1861 627 101	2233
1861 627 201	2233
1861 631 001	1918
1861 632 032	2248
1861 635 035	2060
1861 639 006	1931
1861 639 133	1677
1861 640 135	1986
1861 641 135	1987
1861 642 133	0225
1861 643 134	1951

LuK	E. SASSONE
124 0210 20	8142
124 0285 20	8162
124 0312 10	8165
124 0321 10	8172
124 0330 60	8209
124 0376 10	8216
124 0391 10	8227
125 0002 11	8225
125 0089 10	8164
125 0115 10	8168
136 0207 10	8991
136 0210 10	8982
136 0210 10	8997
136 0212 20	8992
140 0211 21	8994
140 0214 10	8985
140 0214 10	8986
140 0215 10	8989
140 0218 10	8988
140 0219 10	8995
143 0203 10	8996
143 0233 10	8999
143 0233 30	8983
143 0239 10	8987
143 0345 10	8999
143 0351 10	8980
143 0359 10	8996
228 0098 10	8706
228 0136 10	8708
230 0003 11	8717
231 0046 10	8712
231 0049 19	8707
240 9012 11	8990
314 0001 26	4489
314 0009 20	4506
316 0003 16	0736
316 0004 16	0129
316 0014 16	0098
316 0018 16	0377
316 0024 20	4464
316 0029 26	3970
316 0035 20	4438
316 0041 16	0470
316 0046 20	4589

Valeo	E. SASSONE
279 638	8075
279 675	7065
279 675	7096
279 677	2423
279 695	7060
296 298	2349
296 907	0224
320 014	2792
335 151	2233
352 366	2299
355 033	7011
355 103	1548
355 112	1677
355 120	1548
355 122	0455
355 126	2247
355 132	2250
355 134	0343
355 139	1930
355 144	1748
355 151	2233
355 153	1931
355 154	2143
355 155	1586
355 157	1548
355 171	2252
355 176	1987
355 177	1986
355 533	7026
355 538	7032
355 542	2826
355 557	0272
355 562	7027
355 562	7027
355 562	8090
355 562	8138
355 575	2055
355 594	7058
355 600	7013
355 602	2787
355 603	8023
355 603	8023
355 606	2455
355 608	2651

## CROSS REF. LIST

Sachs	E. SASSONE
1861 646 133	2148
1861 647 142	0549
1861 651 101	1948
1861 652 002	0375
1861 653 104	2015
1861 653 132	6375
1861 654 036	2784
1861 656 034	2783
1861 661 133	2881
1861 663 033	2403
1861 665 002	1931
1861 665 032	1931
1861 667 031	6010
1861 668 132	2330
1861 669 002	1606
1861 672 033	2061
1861 674 331	4576
1861 678 002	2412
1861 680 037	2367
1861 680 038	1938
1861 680 149	2367
1861 684 132	2762
1861 686 033	4018
1861 686 033	4018
1861 688 043	2682
1861 691 101	3947
1861 694 134	1855
1861 695 032	2414
1861 696 045	2953
1861 696 046	2952
1861 696 146	2488
1861 698 036	1939
1861 699 109	1668
1861 699 136	2446
1861 703 031	1525
1861 709 035	2780
1861 711 031	6134
1861 714 133	1696
1861 715 032	9329
1861 716 002	2682
1861 717 034	2687
1861 724 104	1931
1861 729 001	6129
1861 730 001	6128

LuK	E. SASSONE
316 0056 16	2229
316 0057 60	2761
316 0058 60	2167
316 0059 16	2937
316 0060 40	0085
316 0062 16	9006
316 0064 60	2299
316 0065 60	2167
316 0067 20	2571
316 0069 16	2764
316 0071 10	2898
316 0075 20	2229
316 0075 20	4490
316 0076 20	3970
316 0077 30	2096
317 0001 16	2833
317 0003 16	0605
317 0004 16	2800
317 0005 20	0580
317 0006 16	2833
317 0012 16	2757
317 0015 16	2664
317 0021 30	2664
317 0023 60	2765
317 0024 60	2765
317 0025 10	6105
317 0026 60	6330
317 0032 60	2765
317 0033 10	6119
318 0001 10	0366
318 0001 17	0354
318 0002 16	2786
318 0003 20	2785
318 0004 16	1855
318 0011 16	0161
318 0012 60	6298
318 0014 11	2834
318 0016 11	2135
318 0018 10	2524
318 0022 16	0304
318 0030 16	1523
318 0039 20	4512
318 0047 26	0863
318 0047 26	4507

Valeo	E. SASSONE
355 609	2650
356 178	2248
356 364	1015
356 481	0168
356 733	0580
357 354	4273
357 359	2882
357 423	0526
357 485	2014
357 507	2833
357 514	8177
357 537	4168
357 538	4161
357 540	4342
357 542	4337
357 543	4338
357 545	4521
357 546	4215
357 553	1370
357 561	4498
357 563	3750
357 564	3874
357 565	4114
357 566	4024
357 568	4243
357 575	1143
357 577	7028
357 590	4158
357 591	4145
357 603	3474
357 613	9999
357 779	3039
357 780	3042
357 804	7035
357 817	1955
358 044	0828
358 100	2860
358 193	1592
358 228	2746
358 239	7010
358 250	7029
358 260	1640
358 263	2097
358 266	2783



# CROSS REF. LIST

Sachs	E. SASSONE
1861 732 031	2995
1861 733 033	1690
1861 735 031	2886
1861 741 042	4271
1861 742 032	2462
1861 743 131	2243
1861 743 132	1984
1861 744 133	2242
1861 744 134	1985
1861 745 001	4240
1861 746 035	2800
1861 747 033	2805
1861 748 132	1669
1861 749 132	1668
1861 751 104	4291
1861 752 033	2479
1861 757 133	2852
1861 759 035	1645
1861 759 036	1646
1861 760 034	2449
1861 761 035	2860
1861 765 131	2138
1861 766 032	2079
1861 768 042	2976
1861 769 135	2837
1861 771 136	2869
1861 775 033	2652
1861 775 035	1140
1861 775 035	1593
1861 775 037	1593
1861 776 032	0719
1861 777 037	2404
1861 777 041	1576
1861 782 103	0297
1861 783 436	2455
1861 784 001	4498
1861 787 034	1696
1861 790 033	2841
1861 791 131	1593
1861 791 233	2652
1861 792 234	2650
1861 792 235	9130
1861 794 101	0989
1861 796 131	2858

LuK	E. SASSONE
318 0048 20	0984
318 0048 26	4449
318 0051 26	0863
318 0055 20	4536
318 0056 20	0409
318 0066 26	0824
318 0068 26	0864
318 0068 26	1437
318 0070 16	0375
318 0071 16	1712
318 0075 26	1250
318 0085 60	2695
318 0090 16	0758
318 0092 16	1594
318 0095 60	6136
318 0101 60	2512
318 0103 60	2512
318 0105 10	2646
318 0107 10	2543
318 0112 16	2586
318 0113 16	2624
318 0116 00	0546
318 0120 10	2642
318 0120 10	2671
318 0120 10	2937
318 0121 10	2672
318 0121 30	2646
318 0124 10	6265
318 0125 10	2096
318 0127 60	1600
318 0129 60	6106
318 0133 10	2629
318 0136 10	1552
318 0146 20	0862
318 0147 20	4681
318 0147 20	4681
318 0153 30	2629
318 0154 60	6106
318 0157 10	6084
318 0162 20	2819
318 0165 10	2937
318 0167 11	6262
318 0170 60	2512
318 0170 60	6316

Valeo	E. SASSONE
358 269	2823
358 271	2870
358 275	7050
358 291	0586
358 296	6070
358 311	8079
358 314	2780
358 330	1949
358 340	0494
358 351	2449
358 357	8180
358 362	2687
358 582	2861
358 583	1625
359 258	0957
362 382	0484
363 989	7018
371 432	0424
373 172	0646
378 943	2194
691 715	3629
692 145	2664
750 004	0496
750 007	0546
750 342	2571
786 004	Y307
801 001	Y057
801 002	Y204
801 004	Y259
801 005	Y067
801 019	Y305
801 023	Y049
801 024	Y409
801 028	Y532
801 039	Y306
801 039	Y322
801 040	Y095
801 042	Y101
801 071	Y030
801 073	Y209
801 079	Y109
801 080	Y112
801 086	Y004
801 087	Y040

# CROSS REF. LIST

Sachs	E. SASSONE
1861 797 031	2787
1861 797 033	2980
1861 799 133	2242
1861 806 002	1589
1861 808 102	2846
1861 810 002	1620
1861 811 002	2945
1861 812 002	2695
1861 815 003	1620
1861 816 002	2362
1861 823 002	2968
1861 827 002	1628
1861 829 002	2920
1861 830 002	1553
1861 831 002	1787
1861 832 002	2839
1861 833 001	2963
1861 834 002	2845
1861 835 002	2920
1861 837 032	2881
1861 838 333	2780
1861 841 132	6374
1861 845 132	2860
1861 846 133	2823
1861 849 034	2869
1861 850 034	2872
1861 852 032	1931
1861 853 042	0424
1861 855 031	2852
1861 856 132	1593
1861 857 132	2795
1861 859 132	2462
1861 860 131	2343
1861 861 032	2346
1861 862 233	1669
1861 863 232	2446
1861 863 233	1668
1861 866 032	1576
1861 868 032	9053
1861 869 042	0263
1861 870 042	2587
1861 871 042	0605
1861 872 042	0098
1861 874 032	6373

LuK	E. SASSONE
318 0172 60	2777
318 0173 30	4153
318 0176 60	2778
318 0194 10	2096
318 0200 20	0974
318 0201 10	2629
318 0201 10	2712
318 0202 60	4470
318 0206 60	3751
318 0207 10	2934
318 0231 10	6426
318 0245 10	6326
319 0001 10	2784
319 0003 10	2783
319 0005 10	0484
319 0006 16	1690
319 0011 17	2953
319 0012 16	2952
319 0016 30	2587
319 0017 16	2805
319 0018 10	2945
319 0018 10	2945
319 0019 26	6076
319 0023 60	1628
319 0024 60	1787
319 0026 60	2846
319 0026 60	2846
319 0027 16	1713
319 0028 16	2792
319 0031 11	2782
319 0032 26	2886
319 0033 60	2845
319 0036 10	2784
319 0040 30	2336
319 0041 60	1628
319 0043 10	2952
319 0044 16	2805
319 0044 17	2793
319 0046 10	2627
319 0048 16	2501
319 0050 10	2792
319 0056 10	2529
319 0058 16	2966
319 0060 16	2134

Valeo	E. SASSONE
801 090	Y011
801 107	Y093
801 117	Y054
801 122	Y138
801 126	Y009
801 128	Y235
801 139	Y275
801 152	Y149
801 153	Y096
801 156	Y152
801 157	Y156
801 158	Y157
801 160	Y157
801 168	Y226
801 169	Y176
801 171	Y164
801 171	Y164
801 171	Y176
801 175	Y042
801 179	Y225
801 183	Y181
801 192	Y148
801 205	Y180
801 206	Y085
801 217	Y166
801 235	Y260
801 240	Y234
801 246	Y124
801 250	Y125
801 256	Y131
801 258	Y192
801 286	Y013
801 287	Y012
801 291	Y094
801 293	Y137
801 294	Y096
801 294	Y096
801 316	Y522
801 321	Y303
801 332	Y165
801 339	Y578
801 347	Y123
801 350	Y119
801 351	Y269

# CROSS REF. LIST

Sachs	E. SASSONE
1861 875 033	6252
1861 876 033	1667
1861 876 134	1667
1861 881 143	2664
1861 886 001	4258
1861 886 101	4258
1861 886 102	4259
1861 891 334	2877
1861 897 034	2455
1861 901 134	2872
1861 901 134	6159
1861 902 103	0620
1861 903 032	1548
1861 905 039	2872
1861 906 032	6256
1861 907 132	6255
1861 908 131	2782
1861 911 204	1931
1861 911 232	1667
1861 912 035	1952
1861 913 002	4084
1861 914 002	4266
1861 917 031	2651
1861 919 134	2248
1861 919 139	2248
1861 921 042	2823
1861 922 133	2881
1861 923 003	1606
1861 924 103	4018
1861 927 232	9216
1861 929 042	1712
1861 930 042	1713
1861 931 033	2847
1861 935 032	2867
1861 936 042	2838
1861 936 145	2832
1861 937 031	2805
1861 939 038	2872
1861 941 032	1951
1861 942 032	2746
1861 947 032	2794
1861 950 002	2963
1861 951 001	2919
1861 956 133	6372

LuK	E. SASSONE
319 0061 50	2340
319 0063 16	2587
319 0065 10	2784
319 0066 10	2792
319 0068 10	2803
319 0071 10	2620
319 0073 60	6107
319 0074 10	2792
319 0076 60	2845
319 0079 11	2792
319 0080 60	6060
319 0083 20	6195
319 0084 20	6194
319 0086 20	6129
319 0087 20	6128
319 0091 10	2720
319 0092 10	2714
319 0094 60	6307
319 0108 20	2701
319 0108 20	2722
319 0108 20	2722
319 0113 10	2803
319 0113 10	6011
319 0114 10	2488
319 0130 60	6280
319 0132 60	6099
319 0146 60	2529
319 0147 20	6109
319 0149 10	6108
319 0152 10	6245
319 0153 10	6025
319 0157 60	6308
319 0171 10	6099
319 0190 10	6334
319 0209 10	6308
320 0001 16	0496
320 0001 17	0432
320 0003 21	2837
320 0006 10	2780
320 0011 20	2882
320 0013 16	2976
320 0018 10	0542
320 0020 30	0483
320 0024 16	2888

Valeo	E. SASSONE
801 358	Y238
801 391	Y510
801 409	Y405
801 417	Y577
801 418	Y025
801 429	Y117
801 434	Y234
801 436	Y187
801 439	Y333
801 440	Y183
801 447	Y037
801 448	Y139
801 450	Y090
801 454	Y141
801 459	Y236
801 460	Y241
801 465	Y507
801 471	Y565
801 478	Y568
801 501	Y509
801 509	Y501
801 514	Y514
801 552	Y106
801 567	Y505
801 571	Y002
801 572	Y263
801 585	Y098
801 586	Y267
801 627	Y500
801 646	Y504
801 649	Y530
801 681	Y408
801 687	Y126
801 700	Y218
801 700	Y218
801 706	Y001
801 817	Y086
801 822	Y242
801 832	Y105
801 834	Y082
801 834	Y082
801 879	Y411
801 881	Y239
801 881	Y240

# CROSS REF. LIST

Sachs	E. SASSONE
1861 959 032	2881
1861 960 031	2870
1861 961 133	9216
1861 961 135	2387
1861 962 033	1696
1861 963 033	2234
1861 963 033	6070
1861 963 035	2234
1861 964 035	6071
1861 966 001	4207
1861 966 141	4273
1861 968 102	4642
1861 969 333	2686
1861 970 031	9083
1861 970 133	9177
1861 973 032	1936
1861 978 001	4619
1861 980 032	1667
1861 984 035	1931
1861 984 103	1931
1861 984 104	1931
1861 985 133	1931
1861 986 134	2747
1861 986 135	2747
1861 988 032	6035
1861 992 432	6038
1861 994 003	4626
1861 994 004	4625
1861 996 137	6255
1861 997 137	6256
1861 999 663	1918
1862 001 201	1088
1862 039 015	1760
1862 056 011	0413
1862 060 132	2774
1862 061 002	5233
1862 088 131	0168
1862 097 304	0409
1862 106 102	2337
1862 114 041	2852
1862 115 031	2825
1862 116 031	2897
1862 122 132	2446
1862 122 132	6229

LuK	E. SASSONE
320 0028 16	2780
320 0029 16	2883
320 0030 10	2828
320 0030 10	6012
320 0030 60	2839
320 0038 16	0549
320 0038 16	2636
320 0044 30	0263
320 0045 30	0442
320 0048 20	1015
320 0049 20	1009
320 0049 26	1009
320 0050 26	1232
320 0051 11	2797
320 0051 11	2797
320 0051 16	2787
320 0063 26	3695
320 0065 56	2682
320 0066 26	0822
320 0067 20	3841
320 0068 26	0506
320 0072 36	0484
320 0077 26	1209
320 0084 20	0822
320 0089 10	2968
320 0093 26	4595
320 0107 10	2095
320 0115 60	1589
320 0119 16	2055
320 0120 16	0350
320 0120 16	2330
320 0136 26	2682
320 0137 10	2919
320 0138 11	2980
320 0139 16	2489
320 0144 16	2028
320 0144 16	2028
320 0145 10	2651
320 0146 16	2792
320 0147 16	2048
320 0154 60	1589
320 0155 10	2481
320 0155 10	2481
320 0158 20	2797

Valeo	E. SASSONE
801 902	Y021
801 972	Y104
801 976	Y330
801 977	Y128
801 979	Y558
801 983	Y050
801 984	Y051
801 985	Y033
801 985	Y033
801 988	Y188
801 989	Y298
802 001	8073
802 020	8030
802 031	8047
802 043	8003
802 046	8073
802 046	8126
802 047	8049
802 047	8049
802 047	8107
802 049	8019
802 057	8076
802 058	8061
802 059	8102
802 060	8040
802 062	8034
802 063	8096
802 064	8035
802 065	8100
802 066	8031
802 073	8028
802 086	8094
802 116	8103
802 118	8063
802 123	8059
802 125	8020
802 136	8057
802 153	8181
802 167	8133
802 167	8161
802 197	8185
802 207	8196
802 254	8080
802 261	8092

# CROSS REF. LIST

Sachs	E. SASSONE
1862 122 134	6229
1862 123 132	6230
1862 123 134	2446
1862 124 031	6255
1862 127 042	0758
1862 127 043	1523
1862 127 044	0375
1862 128 042	2629
1862 129 042	0304
1862 130 031	2877
1862 131 201	4650
1862 131 202	4651
1862 133 032	1931
1862 134 032	9033
1862 135 033	2655
1862 135 035	2655
1862 136 042	2720
1862 136 042	2720
1862 136 043	2797
1862 137 031	2756
1862 137 133	2756
1862 138 032	2656
1862 140 004	4109
1862 141 042	2627
1862 144 141	2106
1862 146 031	2792
1862 149 132	2847
1862 152 031	6034
1862 156 131	2792
1862 157 037	2789
1862 158 032	2872
1862 167 041	4024
1862 167 041	4024
1862 167 041	4435
1862 168 132	2881
1862 176 034	2597
1862 177 031	2880
1862 179 033	2841
1862 190 139	9239
1862 194 131	2790
1862 205 031	2880
1862 210 231	9080
1862 211 031	1951
1862 213 031	2797

LuK	E. SASSONE
320 0160 10	2980
320 0161 10	2720
320 0161 10	2720
320 0167 60	2839
320 0168 20	9033
320 0174 20	2723
320 0175 10	2839
320 0175 10	2839
320 0176 16	2484
320 0178 30	2417
320 0179 30	2723
320 0180 50	2735
320 0184 11	2760
320 0188 40	4645
320 0189 20	2780
320 0190 16	2631
320 0192 30	2661
320 0193 10	2780
320 0196 60	2892
320 0201 10	2481
320 0202 00	0496
320 0205 11	6244
320 0205 11	9102
320 0205 30	2647
320 0207 10	2921
320 0208 10	1871
320 0209 10	2665
320 0211 60	2892
320 0212 10	2645
320 0212 10	2864
320 0212 10	2913
320 0216 10	2799
320 0218 60	2635
320 0220 10	6016
320 0222 10	2970
320 0224 30	2330
320 0225 50	2631
320 0226 10	6343
320 0229 20	2797
320 0230 20	4359
320 0233 20	2887
320 0236 20	4599
320 0240 60	6016
320 0241 10	2720

Valeo	E. SASSONE
802 270	8089
802 320	8009
802 321	8085
802 323	8087
802 324	8133
802 325	8016
802 327	8028
802 355	8183
802 358	8188
802 362	8147
802 415	8181
802 425	8151
802 428	8149
802 458	8069
802 537	8189
802 541	8166
802 584	8150
802 609	8104
802 612	8014
802 628	8163
802 635	8106
802 636	8135
802 662	8171
803 003	9083
803 011	2897
803 013	2645
803 015	2896
803 021	2881
803 023	2847
803 035	2851
803 040	9053
803 042	2797
803 044	2780
803 050	2668
803 051	2980
803 053	2877
803 057	2722
803 060	2306
803 071	2852
803 072	2419
803 074	1526
803 078	2636
803 080	2629
803 082	2823

# CROSS REF. LIST

Sachs	E. SASSONE
1862 216 032	6259
1862 217 335	9216
1862 219 031	6371
1862 220 032	1929
1862 221 032	2755
1862 231 002	4367
1862 235 031	2346
1862 236 031	1576
1862 240 231	2877
1862 244 032	1577
1862 245 031	2877
1862 248 033	6166
1862 250 031	2841
1862 253 031	2756
1862 256 131	2653
1862 265 031	2760
1862 266 031	2881
1862 268 031	1951
1862 272 101	6214
1862 273 131	2125
1862 277 031	2768
1862 282 031	2823
1862 283 133	9217
1862 284 031	2653
1862 286 031	6369
1862 287 031	2780
1862 290 002	6201
1862 295 031	2872
1862 296 031	2185
1862 298 234	9216
1862 299 033	6071
1862 301 031	2793
1862 302 031	6146
1862 303 031	9245
1862 305 033	6258
1862 308 031	2346
1862 310 132	2458
1862 313 031	2079
1862 313 344	2885
1862 314 032	6184
1862 317 031	2969
1862 317 032	6034
1862 320 031	2880
1862 323 031	2756

LuK	E. SASSONE
320 0241 10	2720
320 0242 10	2631
320 0244 30	2913
320 0248 30	2938
320 0260 60	2645
320 0261 10	2720
320 0261 10	2720
320 0263 30	9102
320 0264 20	2720
320 0264 20	2720
320 0267 10	2744
320 0268 20	2720
320 0269 30	2694
320 0270 30	2647
320 0274 10	2840
320 0278 10	2796
320 0279 10	2818
320 0281 20	6085
320 0282 30	2489
320 0284 10	2366
320 0301 10	2780
320 0304 10	2489
320 0316 10	2788
320 0318 10	2489
320 0339 10	6074
320 0342 10	2675
320 0345 10	2675
320 0345 10	6355
320 0350 60	4528
320 0351 60	4392
320 0352 60	6332
320 0376 10	6115
320 0408 10	6317
320 0438 10	2927
320 0458 10	0657
320 0462 10	2675
320 0498 10	2794
320 3081 00	Y076
321 0001 16	2857
321 0002 16	2823
321 0003 10	0272
321 0007 10	2823
321 0009 16	2823
321 0011 10	2825

Valeo	E. SASSONE
803 086	2739
803 088	2330
803 099	2646
803 100	2620
803 103	2455
803 106	9033
803 108	2872
803 109	2720
803 110	2872
803 111	2488
803 113	2971
803 114	2735
803 116	2419
803 118	2671
803 122	2740
803 125	6112
803 137	2793
803 138	2606
803 142	2841
803 168	2938
803 171	2668
803 172	2672
803 173	2668
803 175	2760
803 181	2799
803 182	6265
803 185	2629
803 186	2714
803 187	2631
803 195	1593
803 199	2768
803 203	2922
803 227	2764
803 230	6012
803 231	2920
803 236	2765
803 253	1593
803 254	1593
803 259	1651
803 344	2913
803 347	2915
803 353	2912
803 357	2743
803 359	2752

## CROSS REF. LIST

Sachs	E. SASSONE
1862 326 031	2597
1862 328 031	2367
1862 334 032	6038
1862 335 032	6035
1862 338 032	2768
1862 346 031	2885
1862 348 031	2885
1862 349 031	6121
1862 351 032	2768
1862 353 041	0696
1862 356 031	1606
1862 359 001	2687
1862 361 101	5134
1862 364 031	2789
1862 364 032	2969
1862 364 133	2969
1862 365 032	2650
1862 370 031	1915
1862 375 031	2896
1862 379 001	6080
1862 379 031	9251
1862 379 032	9245
1862 390 031	2789
1862 393 031	2768
1862 394 031	2501
1862 401 031	2797
1862 402 031	2799
1862 402 346	2853
1862 403 031	2792
1862 404 031	2663
1862 412 031	2650
1862 413 031	9243
1862 414 031	6145
1862 415 031	6256
1862 415 031	9258
1862 416 031	2720
1862 425 104	9216
1862 429 031	6183
1862 431 031	2720
1862 432 031	2652
1862 434 031	2825
1862 438 032	6367
1862 449 031	2807
1862 450 001	6251

LuK	E. SASSONE
321 0014 60	2929
321 0017 10	2851
321 0025 10	2823
321 0025 10	2823
321 0026 60	2915
321 0033 11	2825
321 0033 11	2825
321 0038 10	2978
321 0038 10	6454
321 0043 50	6039
321 0047 10	2971
321 0048 10	6242
321 0048 10	6242
321 0051 10	2971
321 0053 60	6016
321 0055 10	6098
321 0059 20	2971
321 0072 10	2971
321 0074 60	6061
321 0076 10	6123
321 0077 10	2929
321 0086 10	6098
321 0087 20	6098
321 0095 10	9355
321 0097 10	6098
321 0105 10	6098
321 0105 10	9351
322 0001 10	2894
322 0004 16	2860
322 0005 16	0529
322 0009 16	2790
322 0009 17	4625
322 0012 16	2826
322 0014 17	2344
322 0016 10	0424
322 0017 11	0719
322 0017 16	0719
322 0020 36	2422
322 0025 16	0187
322 0036 16	0732
322 0036 16	2082
322 0037 16	0494
322 0037 20	0494
322 0043 26	0674

Valeo	E. SASSONE
803 370	2739
803 374	6244
803 384	2744
803 385	2489
803 431	2647
803 437	2652
803 438	2897
803 441	2832
803 446	2665
803 476	2765
803 551	2765
803 563	2366
803 583	2839
803 603	2939
803 684	2797
803 686	2765
803 688	6310
803 693	6299
803 697	2797
803 705	2757
803 711	6311
803 717	6300
803 718	6083
803 719	2645
803 802	6339
803 847	6085
803 848	2760
803 850	6115
803 855	2827
803 869	9261
803 874	2858
803 876	6307
803 926	6297
804 003	7070
804 005	7063
804 006	7030
804 006	7030
804 007	7062
804 012	7014
804 018	7089
804 019	7015
804 022	7070
804 036	7006
804 095	7033



# CROSS REF. LIST

Sachs	E. SASSONE
1862 458 031	9297
1862 462 131	2248
1862 464 031	2768
1862 468 031	6184
1862 471 031	2880
1862 472 031	2366
1862 476 031	2803
1862 480 031	2720
1862 482 031	2880
1862 486 031	2856
1862 487 031	2819
1862 488 031	2701
1862 490 031	2780
1862 496 041	2812
1862 506 131	9247
1862 509 031	2971
1862 510 031	6011
1862 512 031	2792
1862 514 031	9251
1862 516 343	2760
1862 516 345	2668
1862 517 031	6085
1862 518 031	2825
1862 518 343	2823
1862 519 240	9218
1862 519 259	9216
1862 525 131	2877
1862 532 031	2720
1862 541 031	6187
1862 542 131	2937
1862 548 001	2743
1862 549 001	2330
1862 550 001	2710
1862 551 001	2912
1862 553 001	2915
1862 558 001	2811
1862 561 001	6264
1862 561 002	6315
1862 562 001	4227
1862 566 001	2362
1862 567 001	2765
1862 572 001	2949
1862 573 001	6307
1862 577 001	6039

LuK	E. SASSONE
322 0047 60	1620
322 0049 20	2861
322 0051 26	1640
322 0052 10	9130
322 0053 16	2696
322 0056 60	2963
322 0058 60	1620
322 0060 16	2860
322 0061 16	2301
322 0061 16	2423
322 0062 16	2860
322 0063 16	2867
322 0068 26	2687
322 0070 16	2852
322 0070 16	2852
322 0073 20	2869
322 0074 11	2690
322 0074 16	2344
322 0076 16	2869
322 0082 11	2858
322 0082 11	2858
322 0082 11	2858
322 0082 11	2864
322 0082 16	2852
322 0083 10	2867
322 0085 20	2858
322 0088 36	2700
322 0089 16	2423
322 0089 16	2423
322 0089 16	9041
322 0090 10	0841
322 0090 56	1092
322 0091 16	2650
322 0091 17	2650
322 0093 30	2082
322 0095 16	9204
322 0095 20	2442
322 0096 10	2650
322 0098 60	2963
322 0099 60	6281
322 0102 20	2860
322 0109 10	2606
322 0111 60	2920
322 0112 60	2832

Valeo	E. SASSONE
804 101	7087
804 102	7017
804 102	7017
804 102	7080
804 103	7012
804 110	7039
804 116	7128
804 133	7088
804 172	7066
804 188	7073
804 197	7055
804 223	7097
804 501	H003
804 503	H011
804 504	H010
804 505	H005
804 513	H014
804 527	H020
804 528	H019
804 529	H013
804 538	H012
804 543	H006
804 544	H023
804 554	H024
804 565	H008
804 566	H001
804 567	H002
804 571	H015
804 573	H018
804 584	H007
804 585	H021
804 593	H016
804 594	H017
804 597	H009
805 063	Y929
805 457	Y938
805 531	8175
806 001	0506
806 012	1931
806 030	0538
806 041	0287
806 046	1931
806 051	2670
806 052	2663



# CROSS REF. LIST

Sachs	E. SASSONE
1862 578 001	6454
1862 579 001	2696
1862 581 001	2659
1862 585 001	4206
1862 586 001	4252
1862 588 002	2118
1862 588 006	1933
1862 588 007	2118
1862 589 001	2858
1862 590 001	2646
1862 595 001	2631
1862 597 001	2938
1862 597 002	2913
1862 598 001	2629
1862 599 001	6265
1862 602 001	2714
1862 603 001	2855
1862 604 001	6313
1862 607 001	2811
1862 608 001	2735
1862 609 001	6082
1862 610 001	6016
1862 611 001	2798
1862 612 001	4251
1862 614 001	2928
1862 616 001	2928
1862 617 001	1871
1862 618 001	2764
1862 619 001	2740
1862 622 001	2880
1862 626 001	6060
1862 628 001	2795
1862 629 001	2948
1862 630 001	2362
1862 639 001	2672
1862 641 001	2731
1862 642 001	2736
1862 643 001	1552
1862 646 001	2899
1862 650 001	4236
1862 654 002	3462
1862 660 001	2920
1862 661 001	2928
1862 662 001	6013

LuK	E. SASSONE
322 0114 10	2858
322 0122 10	2795
322 0124 60	2928
322 0125 16	2425
322 0131 56	2106
322 0134 16	0535
322 0138 30	2660
322 0146 10	2696
322 0147 11	2760
322 0148 10	2795
322 0149 11	2606
322 0151 30	0402
322 0155 20	2626
322 0156 10	2739
322 0156 10	2739
322 0159 10	2923
322 0160 10	2606
322 0161 10	2812
322 0163 10	2948
322 0163 10	2948
322 0165 10	2790
322 0167 10	2637
322 0169 10	2668
322 0173 10	6077
322 0177 30	2423
322 0179 18	2795
322 0179 18	2795
322 0180 10	2948
322 0183 10	2606
322 0183 10	2893
322 0190 20	2687
322 0193 20	6214
322 0199 10	2858
322 0203 10	2812
322 0208 10	2696
322 0209 30	2731
322 0211 20	4625
322 0212 20	4626
322 0215 10	6304
322 0215 10	6421
322 0217 10	2650
322 0218 10	6092
322 0223 30	2915
322 0224 30	2668

Valeo	E. SASSONE
806 116	2234
806 117	6071
806 118	2446
806 119	2969
806 120	2656
806 126	2807
806 127	2808
806 128	2458
806 131	2702
806 134	2067
806 139	6038
806 168	6255
806 169	6256
806 174	2789
806 175	6290
806 181	2867
806 182	2655
806 185	0559
806 186	6229
806 201	2789
806 204	2346
806 207	6374
806 234	6148
806 294	1864
806 331	2367
806 358	6033
806 363	1931
806 416	9218
806 433	6124
806 442	2969
806 450	1696
806 508	7987
806 535	7942
807 525	2670
807 573	9350
807 589	1576
807 591	6172
807 728	6200
807 733	9297
810 029	H022
810 031	H004
810 037	H026
810 050	H025
821 070	Y027

## CROSS REF. LIST

Sachs	E. SASSONE
1862 664 001	2966
1862 665 001	0535
1862 666 001	4618
1862 667 001	4178
1862 669 001	2921
1862 670 001	2481
1862 671 001	2846
1862 672 001	2855
1862 673 001	2937
1862 673 001	2937
1862 674 001	2893
1862 676 001	2635
1862 678 001	2948
1862 681 001	2662
1862 682 001	2636
1862 683 001	2660
1862 684 001	2629
1862 687 001	1526
1862 688 001	2419
1862 690 001	2419
1862 691 001	6151
1862 692 001	2768
1862 698 001	2606
1862 700 001	2812
1862 701 001	2792
1862 703 001	2986
1862 705 001	0574
1862 706 001	2923
1862 707 001	2871
1862 708 001	2880
1862 711 001	9211
1862 712 001	1389
1862 713 001	4264
1862 715 001	4156
1862 715 002	4185
1862 716 002	4275
1862 716 002	4735
1862 716 003	3971
1862 716 003	4423
1862 717 001	1768
1862 718 002	6437
1862 722 001	0225
1862 724 002	4099
1862 726 001	2920

LuK	E. SASSONE
322 0225 30	2668
322 0228 60	2928
322 0234 10	6096
322 0235 10	6327
322 0237 50	2735
322 0239 60	6077
322 0242 60	6321
322 0253 60	6279
322 0258 10	2606
322 0259 10	9091
322 0264 50	6449
322 0268 10	6045
322 0269 30	2827
322 0273 10	6095
322 0281 10	6097
322 0283 10	6094
322 0285 10	2760
322 0287 10	6492
322 0288 10	6263
322 0289 10	6077
322 0289 10	6279
322 0300 60	2970
322 0302 20	6158
322 0313 10	2915
322 0314 11	6110
322 0323 10	6093
322 0332 20	6114
322 0333 10	6240
322 0336 60	6215
322 0342 10	2827
322 0342 10	2827
322 0346 60	4557
322 0351 10	6346
322 0370 10	6224
322 0419 10	6224
322 0420 10	2978
322 0420 10	6360
322 0421 10	6224
322 0426 10	6114
322 0505 10	2920
323 0004 16	2877
323 0004 26	2877
323 0006 16	6019
323 0008 20	1593

Valeo	E. SASSONE
821 071	Y031
821 077	Y286
821 087	Y219
821 091	Y185
821 097	Y537
821 098	Y165
821 116	Y502
821 119	Y536
821 124	Y345
821 157	Y100
821 177	Y228
821 181	Y268
821 183	Y302
821 184	Y079
821 237	Y309
821 240	Y342
821 242	Y143
821 244	Y069
821 253	Y217
821 255	Y218
821 256	Y092
821 258	Y132
821 284	2736
821 301	Y164
821 301	Y321
821 303	Y229
821 321	Y274
821 333	Y048
821 340	Y020
821 341	Y073
821 342	Y077
821 350	Y571
821 355	Y573
821 365	Y318
821 383	Y407
821 412	Y513
821 414	Y515
821 426	Y048
821 445	Y289
821 457	Y039
821 460	Y080
821 494	Y221
821 500	Y297
826 022	Y198

# CROSS REF. LIST

Sachs	E. SASSONE
1862 729 001	1627
1862 731 001	6330
1862 739 001	9261
1862 740 001	2798
1862 741 001	2795
1862 742 001	0272
1862 744 001	2920
1862 744 003	6048
1862 745 001	2858
1862 746 001	0574
1862 747 001	2647
1862 750 001	6313
1862 751 001	2690
1862 752 001	6019
1862 752 002	1536
1862 756 001	4114
1862 757 001	2048
1862 758 002	2055
1862 760 001	2095
1862 767 001	0546
1862 769 001	0496
1862 771 001	1955
1862 784 001	2306
1862 784 002	2111
1862 786 001	2111
1862 788 001	2709
1862 789 001	2620
1862 791 001	2646
1862 792 001	2096
1862 795 001	2739
1862 796 001	2631
1862 798 001	2306
1862 799 001	9006
1862 800 001	6202
1862 800 002	6202
1862 801 003	2362
1862 801 004	2705
1862 801 006	2584
1862 802 002	2948
1862 803 001	2587
1862 804 004	0757
1862 805 002	2624
1862 808 001	2760
1862 811 001	2689

LuK	E. SASSONE
323 0009 20	1593
323 0010 16	0526
323 0012 16	0455
323 0013 20	0559
323 0013 27	2826
323 0015 12	1536
323 0016 10	2455
323 0018 20	3042
323 0020 10	1768
323 0024 20	4101
323 0025 20	1111
323 0028 20	1014
323 0031 16	0989
323 0032 26	0901
323 0033 20	4382
323 0035 10	4168
323 0036 10	4161
323 0039 20	4437
323 0041 26	4125
323 0042 11	3874
323 0042 16	3874
323 0044 26	1323
323 0047 20	0168
323 0050 20	4198
323 0053 20	2479
323 0058 20	0828
323 0059 26	0828
323 0060 26	3685
323 0061 26	4312
323 0062 10	1593
323 0062 16	9177
323 0067 20	0106
323 0068 16	2079
323 0074 10	2870
323 0076 16	2876
323 0079 60	6048
323 0084 10	4305
323 0084 26	1143
323 0088 20	3657
323 0091 16	4664
323 0102 26	4124
323 0104 26	4432
323 0107 26	1140
323 0108 20	1645

Valeo	E. SASSONE
826 027	Y076
826 038	Y035
826 043	Y199
826 045	6098
826 059	Y293
826 062	Y224
826 094	Y147
826 200	Y175
826 201	Y220
826 211	Y301
826 212	Y300
826 217	Y211
826 220	Y313
826 228	Y512
826 231	Y319
826 237	Y576
826 237	Y576
826 245	Y189
826 259	Y343
826 261	Y005
826 291	Y270
826 303	Y324
826 308	Y338
826 323	Y272
826 334	Y107
826 339	Y299
826 344	Y406
826 346	Y040
826 350	Y056
826 358	Y524
826 362	Y311
826 404	Y529
826 414	Y538
826 422	Y528
826 455	Y271
826 466	Y292
826 471	Y294
826 476	Y288
826 483	Y310
826 491	Y277
826 494	Y279
826 508	Y334
826 521	Y319
826 575	Y182





## CROSS REF. LIST

Sachs	E. SASSONE	LuK	E. SASSONE	Valeo	E. SASSONE
1862 930 004	0402	323 0310 20	2872		
1862 930 005	2082	323 0311 20	2872		
1862 931 001	2442	323 0312 20	2872		
1862 932 101	2096	323 0317 20	0989		
1862 932 102	2671	323 0318 10	4477		
1862 933 001	2301	323 0319 10	4329		
1862 935 001	2423	323 0319 10	4481		
1862 935 002	2423	323 0325 20	4198		
1862 938 002	2484	323 0329 60	2920		
1862 939 002	2529	323 0330 16	4020		
1862 940 002	6136	323 0331 16	0802		
1862 941 002	2829	323 0334 16	0842		
1862 942 002	0574	323 0335 16	0849		
1862 946 001	4521	323 0342 20	2880		
1862 949 002	2765	323 0344 60	2798		
1862 950 002	2892	323 0345 20	2872		
1862 951 002	2871	323 0346 10	6184		
1862 953 142	2696	323 0347 60	6202		
1862 954 041	2980	323 0352 20	4564		
1862 954 142	2028	323 0356 10	2855		
1862 957 001	2833	323 0359 20	1646		
1862 958 001	2834	323 0362 10	2798		
1862 959 001	0542	323 0362 60	2798		
1862 960 001	2696	323 0365 20	2880		
1862 961 001	2833	323 0366 60	2928		
1862 962 001	4533	323 0367 10	2832		
1862 964 002	2458	323 0369 60	2949		
1862 966 001	2453	323 0370 10	2928		
1862 966 003	4108	323 0373 50	6082		
1862 967 001	2551	323 0374 10	6156		
1862 967 002	0382	323 0375 60	2832		
1862 968 001	2626	323 0379 20	2880		
1862 971 001	2642	323 0380 10	6053		
1862 972 003	4266	323 0381 60	0574		
1862 972 004	4306	323 0394 60	2871		
1862 972 045	4084	323 0396 10	2743		
1862 975 002	0475	323 0406 30	2912		
1862 977 001	1759	323 0410 10	2936		
1862 978 004	3804	323 0411 11	6052		
1862 978 005	3804	323 0411 11	6052		
1862 978 005	4070	323 0411 11	6160		
1862 978 006	4262	323 0412 10	2972		
1862 979 001	1594	323 0413 10	2856		
1862 982 005	2832	323 0414 10	4124		



# CROSS REF. LIST

Sachs	E. SASSONE	LuK	E. SASSONE	Valeo	E. SASSONE
1864 000 461	6113	323 0622 10	4571		
1864 000 511	6117	323 0623 10	4572		
1864 000 514	6539	323 0625 60	4495		
1864 000 628	6096	323 0626 60	4578		
1864 000 669	6445	323 0627 60	4660		
1864 001 612	6340	323 0633 60	6333		
1864 001 795	6161	323 0634 10	6285		
1864 006 118	4589	323 0635 10	2768		
1864 006 147	3970	323 0640 10	6059		
1864 006 147	3970	323 0644 10	2832		
1864 008 302	4464	323 0645 10	6277		
1864 016 210	4438	323 0652 10	4473		
1864 026 212	1004	323 0653 10	4476		
1864 026 213	1005	323 0654 10	6357		
1864 026 214	0988	323 0679 10	6316		
1864 026 232	4314	323 0680 10	6335		
1864 028 209	0839	323 0687 10	6161		
1864 028 210	4643	323 0727 10	6428		
1864 029 110	0746	323 0735 10	6323		
1864 029 111	3687	323 0751 10	6059		
1864 029 113	4582	324 0001 16	2847		
1864 031 110	1928	324 0003 20	1592		
1864 031 111	2156	324 0005 40	0532		
1864 039 013	0824	324 0006 10	6437		
1864 039 015	0863	324 0007 20	6134		
1864 039 016	0984	324 0015 20	2337		
1864 039 045	4507	324 0017 26	1525		
1864 040 015	3039	324 0028 20	1525		
1864 040 017	6260	324 0029 26	2995		
1864 048 204	4489	324 0039 36	2314		
1864 051 202	4506	324 0040 16	2841		
1864 052 103	1487	324 0041 20	2847		
1864 052 103	1487	324 0043 26	2756		
1864 052 106	3170	324 0044 60	2362		
1864 066 209	4512	324 0045 20	2756		
1864 066 210	0864	324 0046 20	2755		
1864 066 210	1437	324 0047 21	2897		
1864 078 011	4198	324 0048 10	6247		
1864 078 011	4432	324 0048 10	6247		
1864 087 036	1006	324 0050 10	1536		
1864 095 042	0472	324 0054 20	2138		
1864 099 141	1148	324 0057 20	2841		
1864 103 016	3657	324 0061 16	1759		
1864 103 018	4599	324 0062 46	1990		









## CROSS REF. LIST

Sachs	E. SASSONE	LuK	E. SASSONE	Valeo	E. SASSONE
1864 600 307	4247	325 0141 16	5351		
1864 600 307	4613	325 0143 16	1051		
1864 600 308	4277	325 0144 16	1051		
1864 600 308	4614	325 0146 36	3852		
1864 600 309	3967	325 0148 16	0993		
1864 600 310	4615	325 0151 30	0696		
1864 600 311	4351	325 0153 20	4582		
1864 600 312	4248	325 0154 20	4581		
1864 600 313	3996	325 0155 20	4649		
1864 600 314	4103	325 0160 60	6313		
1864 600 314	4397	325 0167 10	3750		
1864 600 315	1367	325 0168 10	4173		
1864 600 315	1367	325 0171 10	6124		
1864 600 315	1367	325 0186 30	4045		
1864 600 316	5050	325 0186 30	4232		
1864 600 318	4540	325 0188 30	4232		
1864 600 319	3422	325 0198 10	4204		
1864 600 321	4653	325 0208 10	4616		
1864 600 322	3897	325 0211 10	4475		
1864 600 326	4257	325 0212 10	4472		
1864 600 329	4329	325 0214 10	4376		
1864 600 329	4481	326 0008 60	2659		
1864 600 331	3949	326 0012 60	1651		
1864 600 332	4349	326 0024 60	4583		
1864 600 333	4571	326 0093 10	6540		
1864 600 335	4575	327 0002 46	1034		
1864 600 336	4616	327 0008 26	6374		
1864 600 337	4331	327 0011 30	2551		
1864 600 338	3897	327 0013 20	4367		
1864 600 339	4447	327 0017 50	2689		
1864 600 340	4448	327 0020 30	2551		
1864 600 342	4482	327 0020 30	2670		
1864 600 343	4446	327 0026 50	2433		
1864 600 345	4545	327 0031 20	0337		
1864 600 346	4656	327 0042 10	6269		
1864 600 347	4635	328 0002 20	2248		
1864 600 348	3630	328 0006 20	4273		
1864 600 349	0911	328 0007 11	4274		
1864 600 350	4658	328 0007 16	4152		
1864 600 351	4657	328 0008 10	4152		
1864 600 352	4089	328 0010 12	1389		
1864 600 354	4659	328 0011 13	3804		
1864 600 355	3756	328 0014 20	3039		
1864 600 701	6475	328 0015 20	0839		



## CROSS REF. LIST

Sachs	E. SASSONE	LuK	E. SASSONE	Valeo	E. SASSONE
1864 917 004	3461	328 0110 56	0225		
1864 918 004	4358	328 0114 20	0225		
1864 918 005	4356	328 0116 16	4554		
1864 919 001	6152	328 0119 20	4441		
1864 919 001	6152	328 0121 26	4451		
1864 921 001	3635	328 0122 16	4338		
1864 922 001	4161	328 0123 11	4347		
1864 922 002	3874	328 0123 16	4346		
1864 922 003	3736	328 0125 26	2444		
1864 923 001	4168	328 0127 10	3462		
1864 923 003	4049	328 0128 10	4145		
1864 925 002	4171	328 0152 20	2248		
1864 925 003	4337	328 0153 16	4241		
1864 925 004	3672	328 0157 06	1212		
1864 925 005	3793	328 0157 16	1433		
1864 926 004	4338	328 0160 10	4634		
1864 926 005	4152	328 0166 16	4152		
1864 926 006	4152	328 0168 10	2248		
1864 926 042	4343	328 0168 26	2248		
1864 927 001	0129	328 0169 10	4260		
1864 927 002	0470	328 0170 11	4262		
1864 928 001	0484	328 0173 46	3594		
1864 932 003	4322	328 0174 10	4167		
1864 932 041	3635	328 0174 46	1275		
1864 934 001	3882	328 0175 40	4104		
1864 934 001	3977	328 0175 41	4098		
1864 934 002	4095	328 0175 42	4102		
1864 934 009	1197	328 0177 40	1367		
1864 934 010	0859	328 0180 40	1414		
1864 936 002	0814	328 0181 10	3897		
1864 937 001	0956	328 0181 46	4089		
1864 937 004	4079	328 0185 10	3882		
1864 939 001	4276	328 0185 11	3804		
1864 941 001	4243	328 0185 11	4070		
1864 943 001	4244	328 0185 14	4054		
1864 943 002	3748	328 0185 14	4128		
1864 946 001	1034	328 0185 16	4226		
1864 946 002	3795	328 0186 16	4095		
1864 946 003	0839	328 0188 10	4207		
1864 946 005	3770	328 0188 20	4207		
1864 948 001	3746	328 0191 10	3444		
1864 948 001	3746	328 0191 11	3161		
1864 950 002	3628	328 0191 11	4611		
1864 950 003	4260	328 0192 10	3445		







## CROSS REF. LIST

Sachs	E. SASSONE	LuK	E. SASSONE	Valeo	E. SASSONE
1878 001 216	9263	330 0001 20	2250		
1878 001 501	6294	330 0004 10	1202		
1878 001 508	6084	330 0005 10	3931		
1878 001 554	2971	330 0008 26	1767		
1878 001 655	6328	330 0009 11	4445		
1878 001 709	9320	330 0009 12	4259		
1878 001 816	6262	330 0009 20	1236		
1878 001 930	6319	330 0010 26	3630		
1878 001 939	9311	330 0010 27	4258		
1878 002 059	2730	330 0013 40	0956		
1878 002 059	2749	330 0013 41	3452		
1878 002 071	6378	330 0014 11	4436		
1878 002 075	2196	330 0014 11	4662		
1878 002 139	9216	330 0015 12	4435		
1878 002 205	6235	330 0015 16	4238		
1878 002 520	6115	330 0016 10	4024		
1878 002 521	2675	330 0018 17	4460		
1878 002 522	2927	330 0021 56	1278		
1878 002 642	0373	330 0022 56	0790		
1878 002 643	9248	330 0023 06	1046		
1878 002 731	6377	330 0025 10	4676		
1878 002 732	9240	330 0027 16	4151		
1878 002 736	2606	330 0029 41	3553		
1878 002 759	6355	330 0029 46	1436		
1878 002 878	6001	330 0032 17	4251		
1878 003 065	9338	330 0033 20	4291		
1878 003 202	6237	330 0033 20	4406		
1878 003 204	6327	330 0034 26	4685		
1878 003 277	6380	330 0035 11	3886		
1878 003 294	2720	330 0035 16	3749		
1878 003 295	2720	330 0036 10	3885		
1878 003 309	6224	330 0038 10	4079		
1878 003 332	9285	330 0038 11	4177		
1878 003 338	2675	330 0051 10	4663		
1878 003 512	2629	330 0066 10	6293		
1878 003 512	2712	330 0088 20	4431		
1878 003 513	6101	330 0098 10	4018		
1878 003 644	2934	330 0103 10	4701		
1878 003 644	6244	330 0117 10	1046		
1878 003 647	6208	331 0001 10	0381		
1878 003 649	6239	331 0005 26	2402		
1878 003 658	9330	331 0006 16	4017		
1878 003 662	6382	331 0007 20	1006		
1878 003 767	9297	331 0010 16	3424		



























## CROSS REF. LIST

Sachs	E. SASSONE	LuK	E. SASSONE	Valeo	E. SASSONE
3000 343 001	Y109	343 0048 20	2597		
3000 344 001	Y112	343 0053 10	2367		
3000 347 001	Y040	343 0055 10	9216		
3000 356 001	Y560	343 0056 10	6208		
3000 366 001	Y303	343 0059 20	2387		
3000 368 001	Y561	343 0066 10	9219		
3000 380 001	Y165	343 0067 10	9218		
3000 383 001	Y408	343 0073 30	9216		
3000 384 001	Y218	343 0081 10	6035		
3000 387 101	Y342	343 0118 10	9350		
3000 389 002	Y239	343 0126 10	9249		
3000 389 004	Y239	343 0134 10	9338		
3000 389 101	Y411	343 0137 10	9216		
3000 390 002	Y330	343 0137 10	9297		
3000 410 001	Y551	343 0138 20	9328		
3000 432 001	Y064	343 0139 10	9348		
3000 436 001	Y176	343 0140 20	9341		
3000 437 001	Y173	343 0142 10	6009		
3000 440 001	Y093	343 0143 20	9216		
3000 441 001	Y204	343 0154 10	6038		
3000 441 002	Y125	343 0161 10	2597		
3000 445 001	Y195	343 0173 10	9323		
3000 446 001	Y542	343 0176 10	9278		
3000 450 001	Y083	343 0187 10	9337		
3000 461 001	Y101	343 0192 10	9218		
3000 462 001	Y129	343 0192 10	9240		
3000 463 001	Y117	343 0193 10	9335		
3000 466 001	Y316	343 0194 10	6207		
3000 468 001	Y012	343 0194 10	6295		
3000 469 001	Y111	343 0197 10	6206		
3000 471 001	Y062	343 0198 10	9327		
3000 471 002	Y060	343 0204 10	6038		
3000 472 001	Y111	343 0204 10	6038		
3000 474 001	Y240	343 0208 10	9217		
3000 477 001	Y563	343 0209 10	9297		
3000 487 001	Y526	343 0211 10	9297		
3000 488 001	Y514	343 0212 10	9216		
3000 490 001	Y581	343 0212 10	9297		
3000 492 001	Y505	343 0215 10	9269		
3000 493 001	Y225	343 0215 10	9305		
3000 494 001	Y021	343 0217 10	6033		
3000 497 002	Y168	343 0217 10	6208		
3000 498 002	Y170	343 0221 10	9297		
3000 505 003	Y245	343 0221 10	9297		









## CROSS REF. LIST

Sachs	E. SASSONE	LuK	E. SASSONE	Valeo	E. SASSONE
3000 859 201	Y403	500 0462 30	7030		
3000 859 401	Y272	500 0464 60	7056		
3000 950 012	Y051	500 0465 30	7074		
3000 950 017	Y189	500 0469 00	7123		
3000 950 020	Y301	500 0471 00	7121		
3000 950 025	Y327	500 0473 60	7141		
3000 950 026	Y220	500 0480 20	7917		
3000 950 069	Y336	500 0492 60	7084		
3000 950 502	Y509	500 0492 60	7136		
3000 950 503	Y337	500 0515 10	7024		
3000 950 612	Y510	500 0523 20	7933		
3000 950 621	Y076	500 0525 10	7987		
3000 950 622	Y198	500 0526 20	7942		
3000 951 002	Y580	500 0535 10	7023		
3000 951 004	Y311	500 0536 10	7085		
3000 951 006	Y278	500 0539 10	7131		
3000 951 012	Y300	500 0540 30	7108		
3000 951 024	Y276	500 0562 20	7932		
3000 951 026	Y405	500 0573 10	7925		
3000 951 032	Y314	500 0587 10	7724		
3000 951 033	Y046	500 0589 60	7079		
3000 951 035	Y310	500 0606 60	7119		
3000 951 037	Y306	500 0610 20	7939		
3000 951 044	Y039	500 0613 20	7941		
3000 951 045	Y282	500 0638 20	7067		
3000 951 046	Y284	500 0639 10	7083		
3000 951 049	Y227	500 0648 10	7030		
3000 951 055	Y309	500 0653 30	7091		
3000 951 057	Y068	500 0656 20	7752		
3000 951 058	Y227	500 0687 10	7077		
3000 951 059	Y302	500 0693 60	7086		
3000 951 062	Y326	500 0695 60	7134		
3000 951 064	Y341	500 0726 60	7116		
3000 951 065	Y123	500 0728 10	7095		
3000 951 069	Y318	500 0742 10	7006		
3000 951 072	Y104	500 0749 20	7747		
3000 951 073	Y344	500 0755 60	7117		
3000 951 089	Y128	500 0758 10	7017		
3000 951 098	Y574	500 0758 10	7017		
3000 951 104	Y401	500 0760 10	7087		
3000 951 105	Y290	500 0777 10	7034		
3000 951 123	Y402	500 0782 60	7125		
3000 951 128	Y304	500 0803 21	7995		
3000 951 146	Y227	500 0806 20	7940		



## CROSS REF. LIST

Sachs	E. SASSONE	LuK	E. SASSONE	Valeo	E. SASSONE
3000 951 703	Y299	510 0230 10	H018		
3000 951 708	Y281	616 0028 06	Y014		
3000 951 718	Y508	616 0029 06	Y015		
3000 951 722	Y575	616 0046 06	Y018		
3000 951 725	Y076	616 0209 06	Y016		
3000 951 744	Y509	616 0487 00	Y006		
3000 951 746	Y312	616 0587 60	Y562		
3000 951 762	Y244	616 0804 00	Y011		
3000 951 778	Y406	616 0947 60	Y531		
3000 951 788	Y345	616 3001 00	Y002		
3000 951 869	Y583	617 0013 06	Y087		
3000 951 951	Y325	617 0048 06	Y003		
3000 951 960	Y533	617 0352 60	Y559		
3000 954 029	Y529	617 0472 00	Y012		
3000 954 060	Y548	617 0474 11	Y004		
3000 954 063	Y506	617 0475 10	Y013		
3000 954 066	Y539	617 0625 00	Y001		
3000 954 070	Y538	617 1968 60	Y576		
3000 954 072	Y524	617 3004 60	Y576		
3000 954 222	Y557	617 3007 00	Y513		
3000 954 234	Y572	618 0001 06	Y146		
3000 970 002	Y285	618 0041 06	Y024		
3000 990 043	Y288	618 0051 06	Y029		
3000 990 084	Y278	618 0096 16	Y022		
3082 000 005	8221	618 0171 06	Y036		
3082 000 064	8011	618 0189 06	Y188		
3082 000 067	8151	618 0212 06	Y043		
3082 000 147	8179	618 0214 06	Y040		
3082 000 244	8110	618 0320 00	Y030		
3082 000 265	8185	618 0341 00	Y028		
3082 000 266	8220	618 0477 06	Y010		
3082 000 267	8191	618 0478 06	Y007		
3082 000 299	8017	618 0496 00	Y210		
3082 000 333	8144	618 0533 60	Y329		
3082 000 476	8101	618 0589 60	Y578		
3082 000 491	8179	618 0628 00	Y023		
3082 000 542	8158	618 0816 00	Y145		
3082 000 555	8219	618 1076 00	Y298		
3082 000 600	8106	618 1079 00	Y027		
3082 000 646	8205	618 1162 60	Y265		
3082 000 655	8124	618 1215 00	Y040		
3082 000 796	8178	618 1417 00	Y530		
3082 000 797	8184	618 1590 00	Y037		
3082 000 915	8230	618 1693 00	Y131		















## CROSS REF. LIST

Sachs	E. SASSONE	LuK	E. SASSONE	Valeo	E. SASSONE
3151 600 551	7990	622 3096 09	Y304		
3151 600 554	7142	622 3099 09	Y227		
3151 600 556	7115	622 3105 09	Y276		
3151 600 562	7066	622 3108 00	Y310		
3151 600 570	7078	622 3229 00	Y574		
3151 600 570	7093	622 3235 00	Y539		
3151 600 575	7024	623 0131 16	Y234		
3151 802 002	7027	623 0162 06	Y153		
3151 802 003	7027	623 0223 06	Y152		
3151 803 001	7050	623 0228 06	Y151		
3151 803 003	7049	623 0268 06	Y215		
3151 804 241	7036	623 0300 60	Y581		
3151 807 001	7039	623 0360 00	Y234		
3151 808 001	7033	623 0497 00	Y119		
3151 809 001	7013	623 0505 00	Y170		
3151 809 002	7014	623 0574 60	Y564		
3151 810 004	7105	623 0585 60	Y502		
3151 812 001	7081	623 0713 00	Y153		
3151 816 001	7028	623 0742 00	Y209		
3151 818 001	7137	623 0749 00	Y106		
3151 819 001	7088	623 0803 00	Y218		
3151 819 002	7079	623 0803 00	Y218		
3151 820 001	7107	623 0903 00	Y128		
3151 821 002	7067	623 0996 60	Y580		
3151 826 001	7005	623 1005 60	Y501		
3151 828 001	7057	623 1139 00	Y343		
3151 829 001	7135	623 1157 00	Y309		
3151 830 001	7140	623 1221 00	Y155		
3151 831 001	7139	623 1551 00	Y155		
3151 836 001	7048	623 1672 00	Y507		
3151 837 002	7037	623 1775 60	Y509		
3151 838 001	7019	623 1842 00	Y543		
3151 839 001	7018	623 1844 00	Y107		
3151 840 001	7007	623 1845 00	Y105		
3151 841 001	7025	623 1946 00	Y097		
3151 842 001	7004	623 1999 60	Y510		
3151 843 001	7070	623 2043 00	Y218		
3151 846 001	7021	623 2131 09	Y340		
3151 847 001	7022	623 2188 00	Y407		
3151 848 001	7002	623 2197 09	Y266		
3151 851 001	7133	623 2291 00	Y313		
3151 852 001	7103	623 2513 00	Y334		
3151 856 001	7061	623 2517 09	Y224		
3151 857 001	7056	623 2976 09	Y277		

## CROSS REF. LIST

Sachs	E. SASSONE	LuK	E. SASSONE	Valeo	E. SASSONE
3151 858 001	7083	623 2976 09	Y406		
3151 858 060	7083	623 3025 09	Y904		
3151 859 001	7062	623 3041 00	Y272		
3151 860 001	7074	623 3043 00	Y198		
3151 861 002	7119	623 3076 00	Y220		
3151 865 001	7141	623 3084 00	Y281		
3151 868 001	7123	623 3092 10	Y309		
3151 874 001	7030	623 3097 00	Y005		
3151 874 002	7030	623 3197 00	Y317		
3151 875 001	7131	624 0253 36	Y129		
3151 879 001	7138	624 0566 00	Y240		
3151 881 001	7085	624 0567 00	Y240		
3151 884 501	7114	624 0735 00	Y239		
3151 886 001	7084	624 0736 00	Y408		
3151 886 001	7136	624 0960 60	Y568		
3151 889 001	7024	624 1192 00	Y267		
3151 891 001	7023	624 1267 00	Y242		
3151 899 001	7097	624 1271 00	Y411		
3151 900 001	7086	624 1272 00	Y239		
3151 903 001	7108	624 1274 00	Y335		
3151 994 301	7073	624 1307 00	Y227		
3151 994 401	7126	624 1313 00	Y405		
3151 994 601	7113	624 1424 00	Y119		
3151 994 901	7132	624 1572 00	Y242		
3151 996 401	7125	624 1930 00	Y126		
3151 997 001	7106	624 2128 00	Y269		
3151 997 501	7095	624 2450 09	Y295		
3151 997 801	7117	624 3049 09	Y296		
3151 998 301	7087	624 3050 09	Y288		
3151 998 502	7116	624 3064 09	Y268		
3151 998 701	7017	624 3116 00	Y401		
3151 998 801	7077	624 3137 60	Y567		
3159 140 037	7102	624 3142 60	Y548		
3182 600 109	H006	624 3166 09	Y285		
3182 600 123	H014	624 3218 00	Y328		
3182 600 129	H020	624 3313 00	Y583		
3182 600 133	H001	624 3404 00	Y572		
3182 600 134	H002	624 3777 00	Y336		
3182 600 138	H023	625 1559 00	Y413		
3182 600 140	H007	625 1561 00	Y414		
3182 600 144	H008	625 1562 00	Y412		
3182 600 148	H026	625 2189 00	Y400		
3182 600 150	H015	625 3023 00	Y404		
3182 600 157	H017	636 3005 00	Y921		

# CROSS REF. LIST

Sachs	E. SASSONE	LuK	E. SASSONE	Valeo	E. SASSONE
3182 600 158	H024	636 3005 09	Y905		
3182 600 162	H021	636 3012 00	Y926		
3182 600 164	H027	636 3021 00	Y927		
3182 600 165	H009	636 3046 00	Y924		
3182 600 194	H025	640 3006 00	Y900		
3182 600 196	H016	640 3006 18	Y902		
3182 600 220	H018	640 3014 19	Y908		
3182 997 804	H019	640 3014 35	Y906		
3182 997 901	H013	640 3032 00	Y933		
3182 998 001	H012	640 3040 00	Y934		
3182 998 101	H022	640 3050 00	Y936		
3182 998 301	H004	640 3061 09	Y920		
3182 998 601	H003	640 3099 00	Y932		
3182 998 802	H011	642 0330 00	Y409		
3182 998 803	H010	643 2744 00	Y938		
3182 998 901	H005	643 3009 00	Y929		
3189 000 536	7090	643 3013 00	Y918		
3189 000 931	7092	643 3085 00	Y917		
3400 117 801	Y929	643 3088 00	Y919		
3400 117 802	Y938	643 3090 00	Y901		
3400 121 201	Y906	643 3179 00	Y935		
3400 121 301	Y908	643 3304 00	Y922		
3400 121 401	Y921	643 3324 09	Y942		
3400 121 501	Y900	643 3354 00	Y916		
3400 122 101	Y919	643 3381 00	Y910		
3400 122 201	Y918	643 3381 00	Y940		
3400 122 801	Y901	643 3385 00	Y939		
3400 127 701	Y905	643 3390 00	Y903		
3400 127 801	Y935	643 3421 09	Y943		
3400 700 302	Y907	320 0421 10	2853		
3400 700 303	Y904	323 0165 16	2306		
3400 700 308	Y933	323 0633 60	6202		
3400 700 318	Y928	331 0131 19	3982		
3400 700 320	Y934	338 0135 10	2655		
3400 700 344	Y910	340 0021 20	6080		
3400 700 344	Y940	500 0089 20	7753		
3400 700 345	Y903	640 3006 18	Y941		
3400 700 346	Y923				
3400 700 353	Y927				
3400 700 355	Y902				
3400 700 358	Y942				
3400 700 362	Y917				
3400 700 364	Y936				
3400 700 379	Y916				

